

MAIN MENU

HARMONY

WHAT IT IS

HOW IT SOUNDS

HOW IT FEELS

HOW IT LOOKS

WHAT IT ISN'T

PRE-QUIZ

POST-QUIZ



© 2019 Jennifer H

Google Slides & PowerPoint Versions

Effortlessly teach the element of harmony:

- Fun playalongs
- Interactive audio
- Real-life images
- Pre & post quiz
- Sample lesson plans

Students make meaningful connections with **interactive audio** that connects to their daily lives outside of music class



Ask students to **recreate** **each sound** using their **bodies or voices.**

Students **see** harmony via engaging videos

HARMONY **LOOKS** LIKE



If you are looking for a thorough and comprehensive introduction to harmony for your older students, this is the perfect resource. I used this over the course of two weeks (50-minute specials) and was very pleased. The students loved it. All of the sound examples included are clear and so helpful! Thank you for such an awesome resource!

– Daren T.



Discuss the examples of harmony in each video. Ask what they discovered.

Students **sing and play** with interactive audio

HARMONY FEELS LIKE

Press the sound icon to play along with pitched instruments of your choice.
Play each chord for 16 beats.



HARMONY FEELS LIKE

Sing *Row Your Boat*. Then, split into two groups and try singing it in a round.

Row, row, row your boat
gently down the stream,
merrily, merrily, merrily, merrily,
life is but a dream.
8 beats of silence

Row, row, row your boat,
gently down the stream,
merrily, merrily, merrily, merrily,
life is but a dream.



HARMONY FEELS LIKE



Click to play along with this simple bordun on G and D



Challenge students to see how many groups they can maintain while singing a round.

Quick & easy assessments with immediate feedback

QUESTION #1

HARMONY CREATES A _____ SOUND.

- A** REPETITIVE
- B** DISSONANT
- C** PLEASANT

← 🏠 →

ANSWER #1

HARMONY CREATES A _____ SOUND.

- REPETITIVE
- DISSONANT
- PLEASANT

← 🏠 →



I used this resource for students leaning remote and face to face. Works well for both!

– Music and Drama and Art OH MY



Play a quick game by having students separate into groups, answer each question, then see which group answered the most questions correctly.

Musical opposites with audio samples help students understand what is **NOT** harmony

HARMONY IS **NOT**
DISSONANCE



HARMONY IS **NOT**
A SINGLE MELODY

Bow Wow Wow


Bow wow wow! Whose dog art thou?
Lit - tle Tom - my Tu - cker's dog. Bow wow wow!

The image shows two staves of musical notation for the song 'Bow Wow Wow'. The first staff has the lyrics 'Bow wow wow! Whose dog art thou?' and the second staff has 'Lit - tle Tom - my Tu - cker's dog. Bow wow wow!'. The notation includes treble clefs, a key signature of one flat, and a 4/4 time signature.

Ask students to share some more examples of **sounds that aren't harmony.**

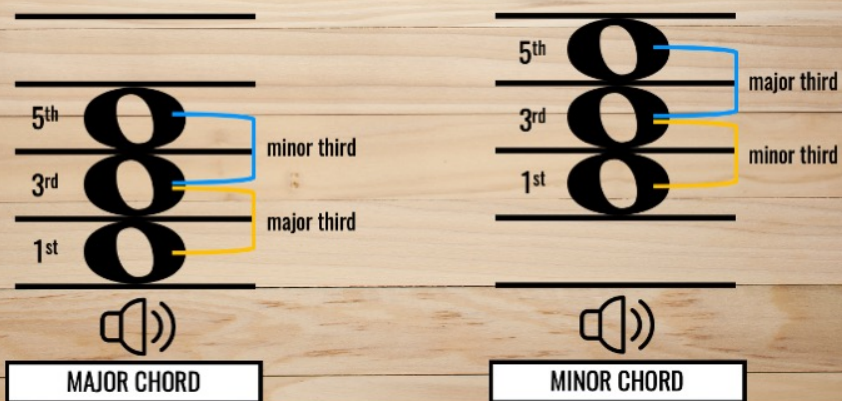
Bonus slides allow students to dig deeper for even more interesting facts

HARMONY SOUNDS LIKE



CHORDS

A CHORD IS THREE OR MORE NOTES SOUNDING TOGETHER



I love the entire Basics series and this one is one of my favorites to use with my older students. I love the structure of the lesson and especially like that the lesson covers what harmony is not!

– Megan P.



Ask **early-finishers** to find all the bonus slides and share what they learned.

Challenge students with bonus questions

BONUS QUESTIONS

Click on the question you chose to check your answer

- A** What four voice parts does SATB represent?
- B** When was doo-wop music the most popular?
- C** What is the difference between a xylophone and a metallophone?
- D** What are intervals?

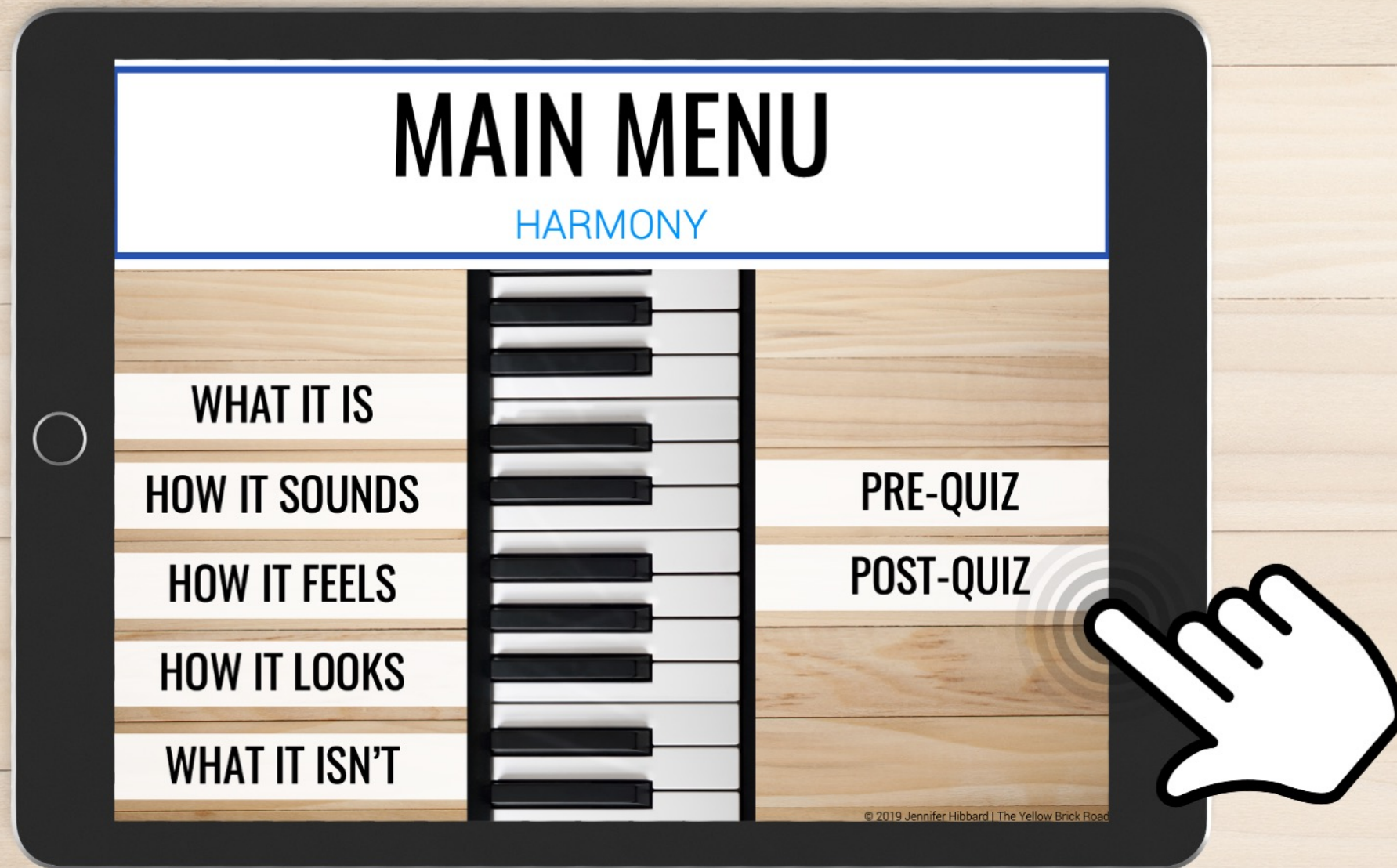


These questions come from the bonus slides



Ask students to **work in pairs**
to answer all the bonus
questions.

It's so easy to navigate that students can use it during e-learning days!

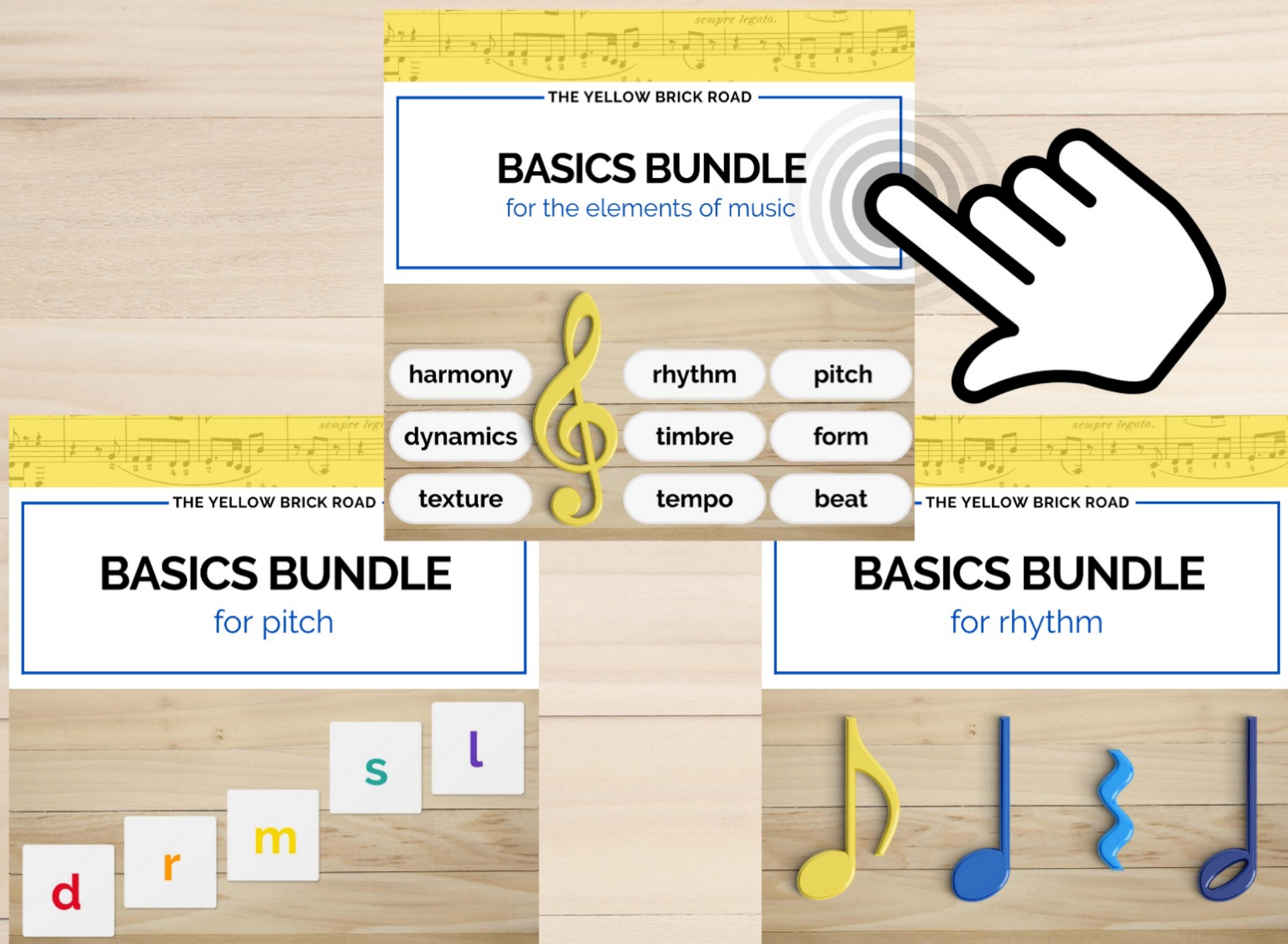


The entire basics series has been fabulous for distance learning!

– La Negra Con Puntillo



Use the presentation as a **no-prep activity** for e-learning days or for subs.



THIS RESOURCE IS THE ONLY REASON I HAVEN'T TORN ALL MY HAIR OUT YET. I am a teacher in a small private elementary school, and we have two classrooms for grades K-8. I am also the de facto music teacher on Thursdays, and I was FREAKING OUT about what and how I would teach such a wide variety of ages and skill levels. A GREAT place to start is the basics of music, and this resource has all the slideshows and links ready to go so there is minimal prep on the part of the teacher. Seriously, this is like my favorite thing in the whole universe, and I will never not recommend it to others.

– Kathleen N.



Save money by
grabbing the **BUNDLES**