

BAROQUE PERIOD

1600-1750

Tap on one of the boxes below to visit that category

Videos About The
Baroque Period

Interesting Facts,
Instruments, and Artifacts

Musical Terms You
Should Know

Composers From The
Baroque Period



Google Slides & PowerPoint Versions

Teach the Baroque Period in Western Art Music History

- Interactive menu
- Engaging videos
- Musical terms
- Fun facts from the period
- Period instruments & art
- Composer facts & music
- Project guides

Students make meaningful connections with **engaging videos** that bring the time period to life.

VIDEOS TO WATCH

BAROQUE MUSIC OVERVIEW



A brief, text-heavy overview of the composers, instruments, and music of the period.



VIDEOS TO WATCH

FAST AND FRIENDLY GUIDE TO THE BAROQUE ERA



A fast overview of the composers, instruments, and music of the period.



VIDEOS TO WATCH

J.S. BACH CRAB CANON ON A MÖBIUS STRIP



A visual depiction of several different compositional techniques in action.



VIDEOS TO WATCH

BACH CELLO SUITE NO. 1

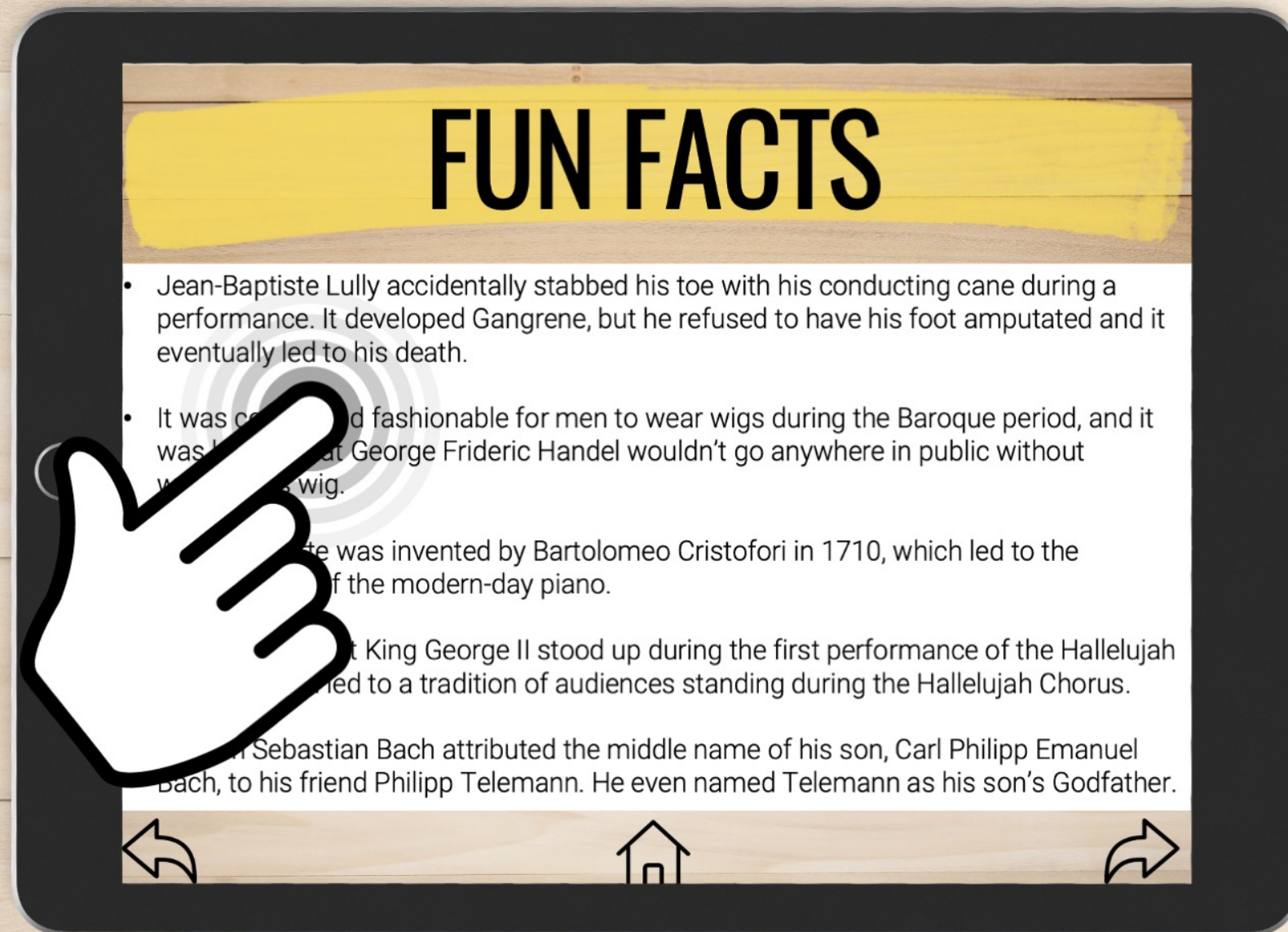


Bach's Cello Suite No. 1 performed by Yo-Yo Ma.



Have students **explore the presentation independently,** choosing which videos to **explore in depth.**

Students **learn fun facts** that make the time period more relatable to their current lives



This was a very useful resource in virtual class because it allowed students to follow along with me during class and come back to it later. They really enjoyed choosing where we would go next as a class and the fun facts section was cute!

– Jessica D.




Have students **work with partners** to find their favorite fun fact and discuss how it's related to present day.

Students **see and hear** real artifacts and instruments from the time period

INSTRUMENTS



From left to right: Shawm made in Amsterdam before 1705, anonymous (16th or 17th Century); oboe by Dupuis, in Paris ca. 1692. Museum of Music



INSTRUMENTS




Harpsichord from the Music Museum of Barcelona



ARTIFACTS



Miserere mei Deus by Francesco Scarlatti Campo Santi Giovanni e Paolo by Canaletto




Discuss the timbre of the instruments of the period and how they relate to modern instruments.


Students choose which composer they'd like to learn more about by clicking on their portrait

COMPOSERS

Click on an image to learn more about each composer and hear a sample of the



Che Si Puo Fare
3:47



Barbara Strozzi

1619-1677

- She was a singer and prolific composer from Venice, Italy
- She was known for her expressive and articulate lyrics
- She wrote mostly secular vocal music, and only one volume of sacred songs, which was unique for composers of her time
- Her use of harmony was also unique for the time period and sometimes included slow tempos mixed with triple meter

Navigation icons: back, home, forward



Awesome! My 5th graders were so engaged with this! I really appreciate the supplemental worksheets. I can't wait to purchase the Classical and Romantic quick guides! Thank you!



– Nerdy Music Mama



Use the supplemental project guides to have students write down one fact about each composer as they independently explore the presentation.

Students see where each composer lived



Hallelujah Chorus from Messiah
3:40



GEORGE FRIDERIC HANDEL
1685-1759

- He is best known for composing the *Hallelujah Chorus*
- His father wanted him to become a lawyer, until a Duke convinced him to let Handel study music
- He is considered one of the great composers of the Baroque era
- He was greatly admired by Ludwig van Beethoven
- He composed operas, oratorios, and concerti



Harpichord Suite No. 4 in F major
2:11



ÉLISABETH JACQUET DE LA GUERRE
1665-1729

- She was a child prodigy and started lessons at a young age
- She performed for King Louis XIV at the age of five
- She was born into a musical family; her father and brothers played the organ and her uncle was a composer
- She was a well known composer of the French Baroque
- She composed stage, vocal, and instrumental music

No. 1: Prelude and Fugue in C major
1:55



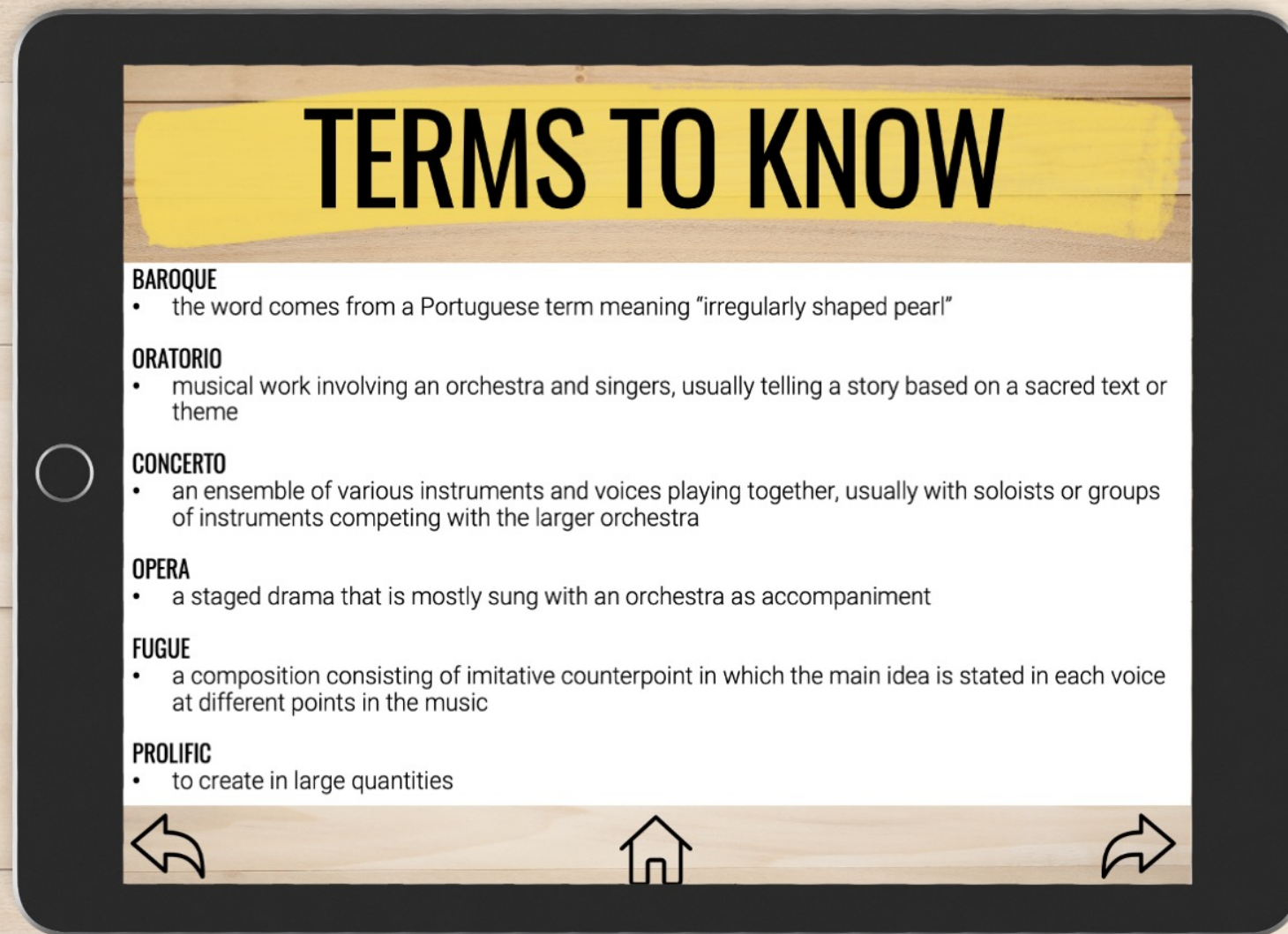
JOHANN SEBASTIAN BACH
1685-1750

- He was an organist, violinist, and composer
- He came from a long line of musicians, and two of his children became well known composers
- He wasn't well known during his lifetime, but is now considered one of the best German composers in music history
- He composed toccatas, concertos, oratorios, and chorales



Ask students to **compare the distance** between the **composer's home** and **their school.**

Students learn **musical terms** important to the time period



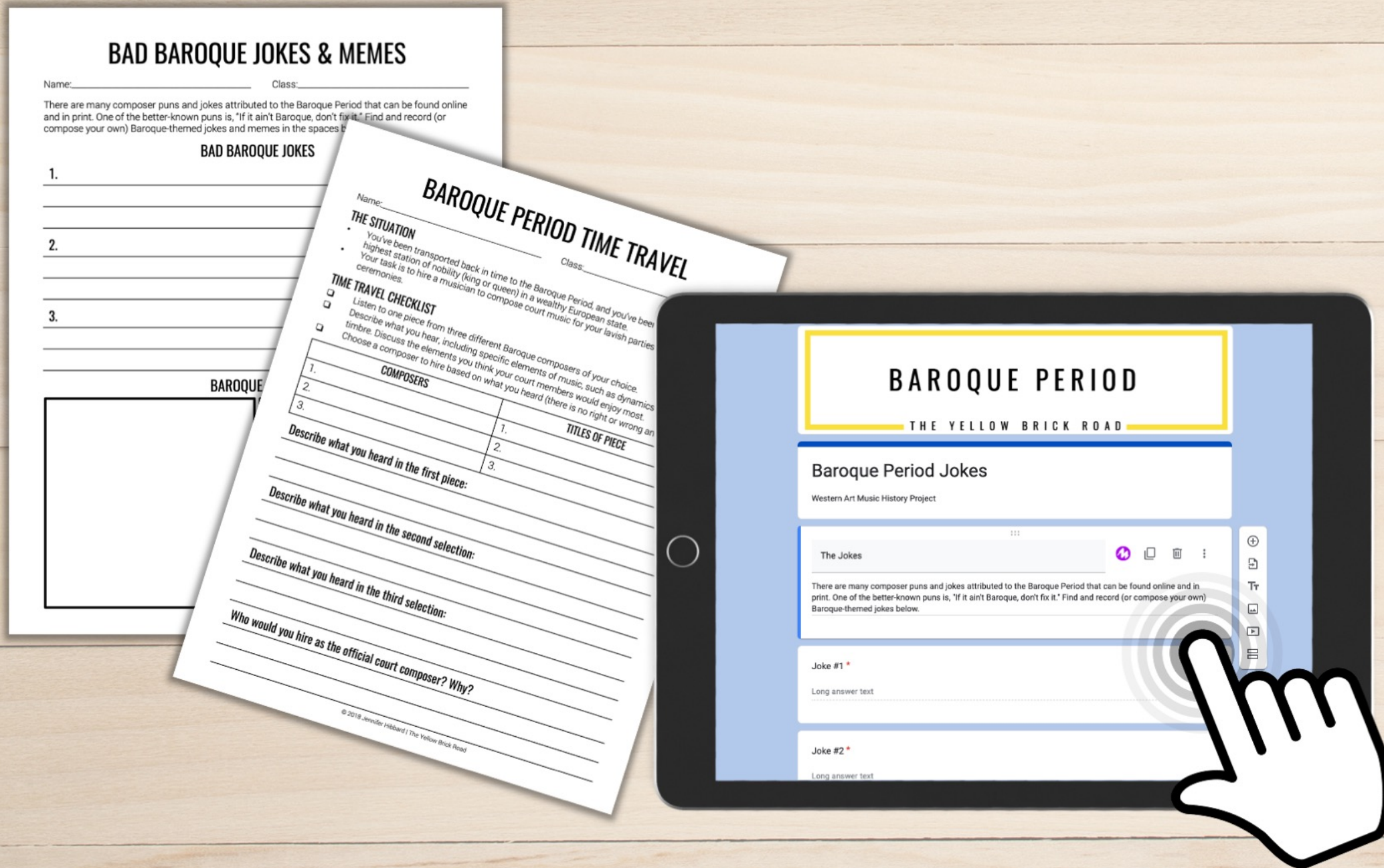
These quick guides are some of my favorite resources I've purchased to date!

– Music With Ms. G



Ask **early-finishers** to explain the difference between a concerto and an opera.

Project Guides that include both lower order and higher order thinking skills

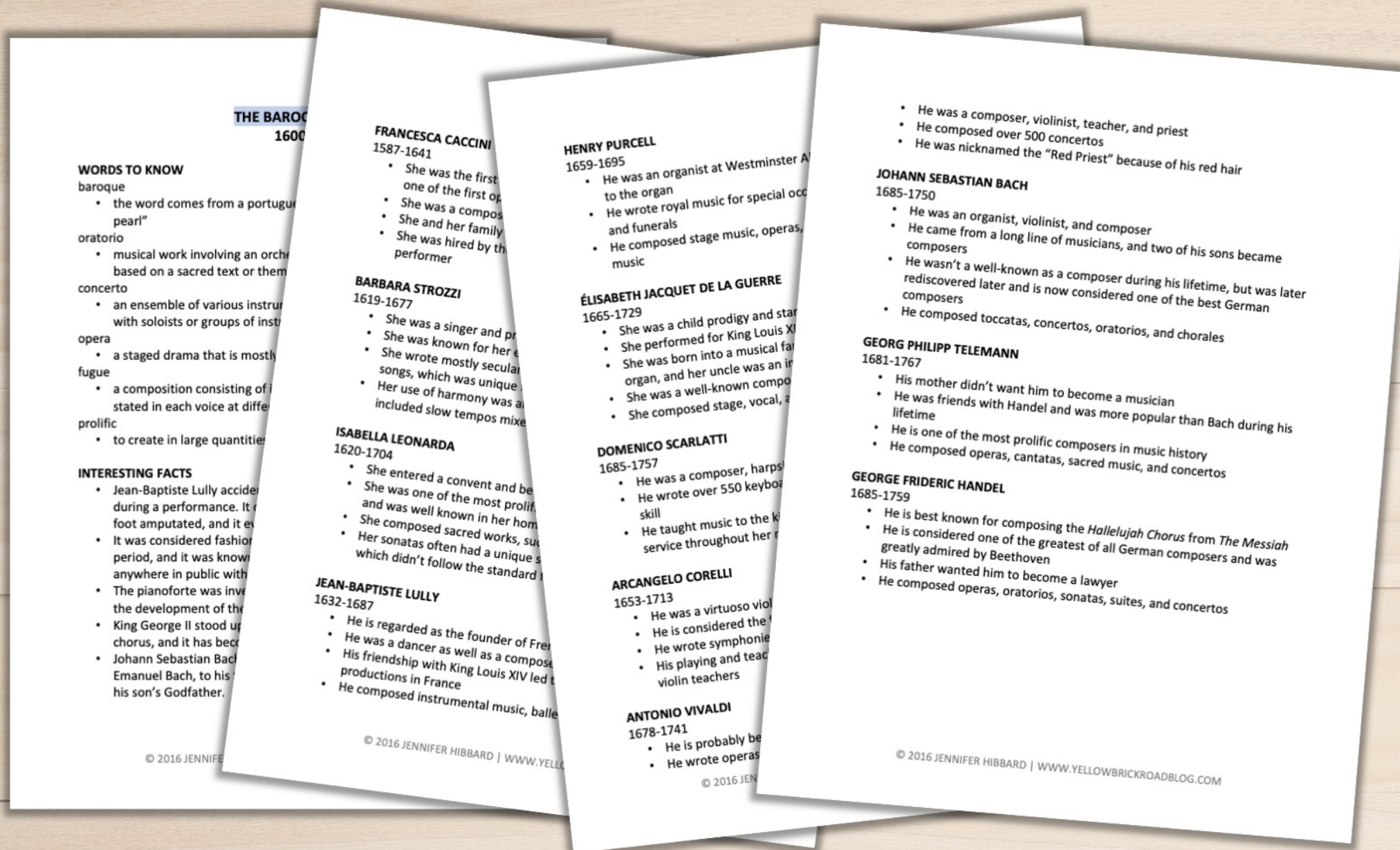


Project Guides include both paper and digital formats



Let students choose whether to work in pairs or independently for each project.

An Editable outline of the presentation



Send the outline home with your students to use as a study guide.



Great resource! I love teaching the students about different periods of music history. Also, thank you for including so many female composers often left out.

– Britta F.

So easy to navigate that students can use it during e-learning days!

BAROQUE PERIOD

1600-1750

Tap on one of the boxes below to visit that category

Videos About The Baroque Period

Interesting Facts, Instruments, and Artifacts

Musical Terms You Should Know

Composers From The Baroque Period



Use the presentation as an **easy-prep activity** for e-learning days or for long-term subs.



THE YELLOW BRICK ROAD

MUSIC HISTORY

quick guide bundle



This is a fantastic resource! My students were thoroughly engaged and even talked about what they learned about outside of music class. It is very well organized, easy to follow and can be used for distance learning and in class. I really enjoyed the versatility of the materials. I also learned so much from this! Thank you for creating this!

– Nelissa B.



Save money by
grabbing the **BUNDLE**