

BUILD AN IGLOO

barred eighth notes

Rhythm Warm-up


Play Game

Compose

© 2019 Jennifer Hibbard | The Yellow Brick Road

RHYTHM WARMUP

Speak or clap the rhythm. Then, click the sound icon to see if you were correct.



© 2019 Jennifer Hibbard | The Yellow Brick Road



RHYTHM WARMUP

Speak or clap the rhythm. Then, click the sound icon to see if you were correct.




© 2019 Jennifer Hibbard | The Yellow Brick Road



RHYTHM WARMUP

Speak or clap the rhythm. Then, click the sound icon to see if you were correct.



© 2019 Jennifer Hibbard | The Yellow Brick Road



RHYTHM WARMUP


Speak or clap the rhythm. Then, click the sound icon to see if you were correct.



© 2019 Jennifer Hibbard | The Yellow Brick Road

RHYTHM WARMUP

Speak or clap the rhythm. Then, click the sound icon to see if you were correct.



© 2019 Jennifer Hibbard | The Yellow Brick Road

RHYTHM WARMUP

Speak or clap the rhythm. Then, click the sound icon to see if you were correct.



© 2019 Jennifer Hibbard | The Yellow Brick Road

RHYTHM WARMUP

Speak or clap the rhythm. Then, click the sound icon to see if you were correct.



© 2019 Jennifer Hibbard | The Yellow Brick Road

RHYTHM WARMUP

Speak or clap the rhythm. Then, click the sound icon to see if you were correct.



© 2019 Jennifer Hibbard | The Yellow Brick Road



BUILD AN IGLOO

These students need a warm space to get out of the cold. Help them warm up by building an igloo.

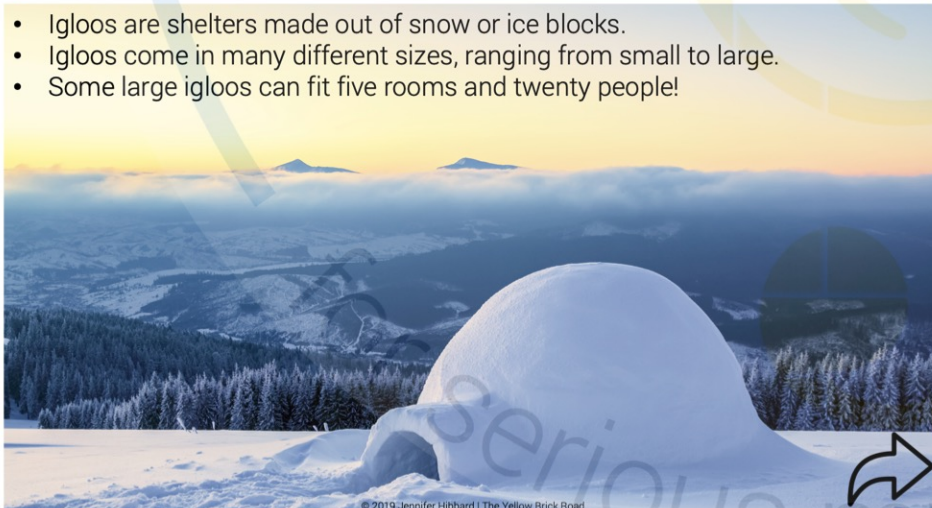


© 2019 Jennifer Hibbard | The Yellow Brick Road



BUT FIRST, WHAT ARE IGLOOS?

- Igloos are shelters made out of snow or ice blocks.
- Igloos come in many different sizes, ranging from small to large.
- Some large igloos can fit five rooms and twenty people!

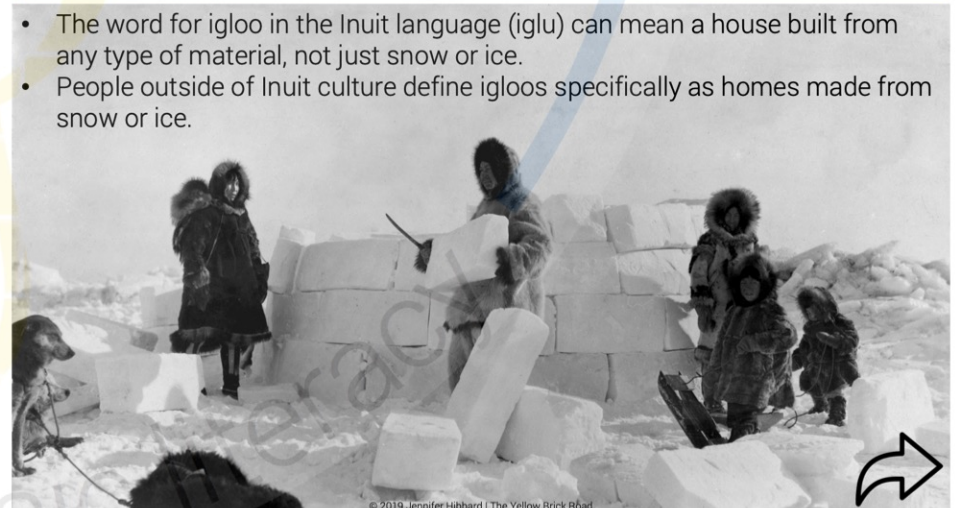


© 2019 Jennifer Hibbard | The Yellow Brick Road



DID YOU KNOW?

- The word for igloo in the Inuit language (iglu) can mean a house built from any type of material, not just snow or ice.
- People outside of Inuit culture define igloos specifically as homes made from snow or ice.

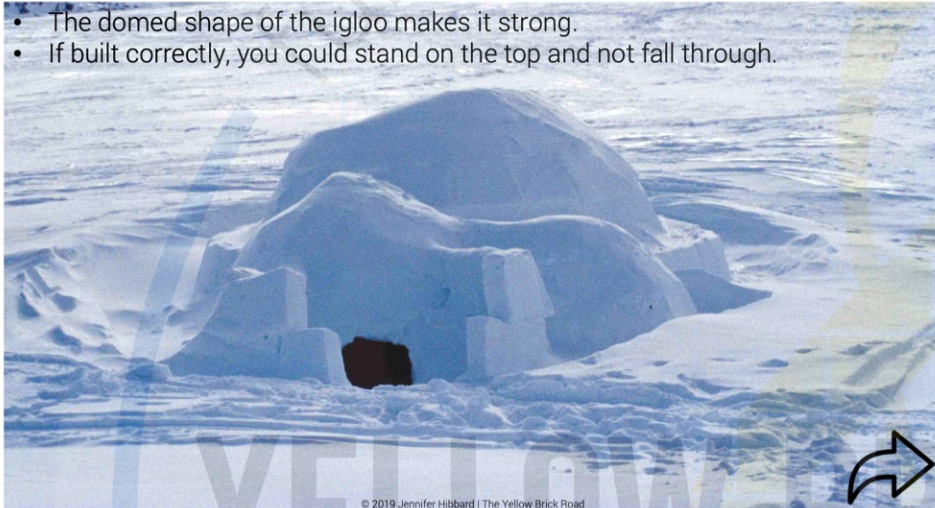


© 2019 Jennifer Hibbard | The Yellow Brick Road



DID YOU KNOW?

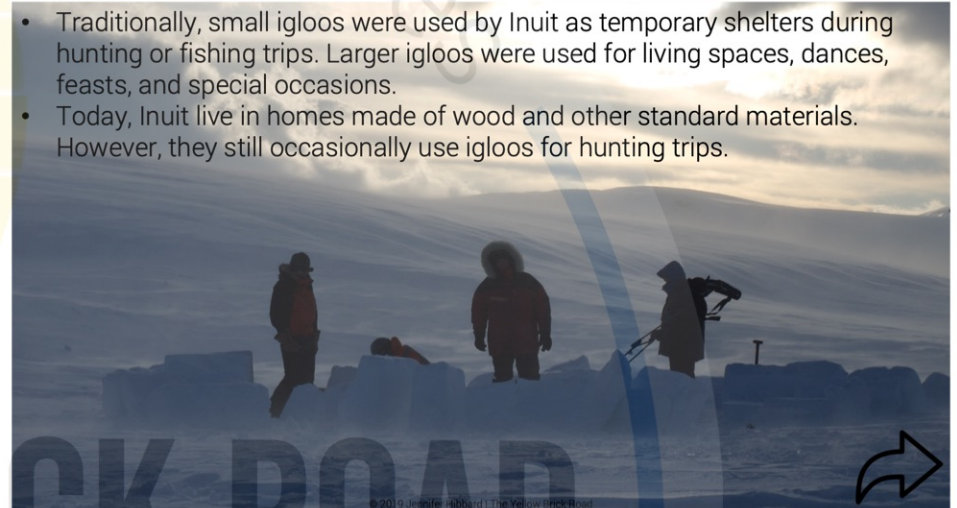
- The domed shape of the igloo makes it strong.
- If built correctly, you could stand on the top and not fall through.



© 2019 Jennifer Hibbard | The Yellow Brick Road

DID YOU KNOW?

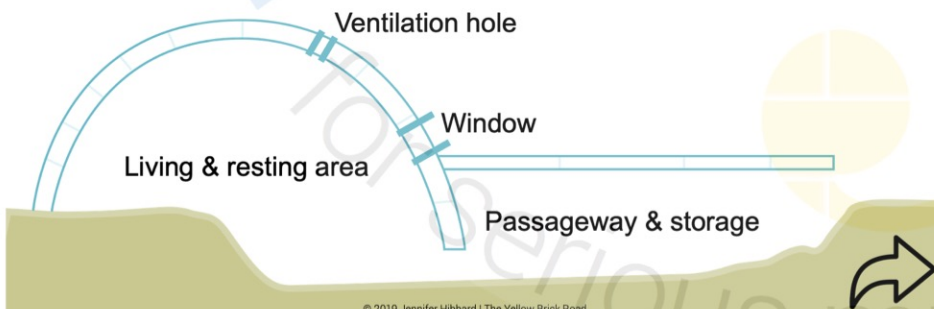
- Traditionally, small igloos were used by Inuit as temporary shelters during hunting or fishing trips. Larger igloos were used for living spaces, dances, feasts, and special occasions.
- Today, Inuit live in homes made of wood and other standard materials. However, they still occasionally use igloos for hunting trips.



© 2019 Jennifer Hibbard | The Yellow Brick Road

DID YOU KNOW?

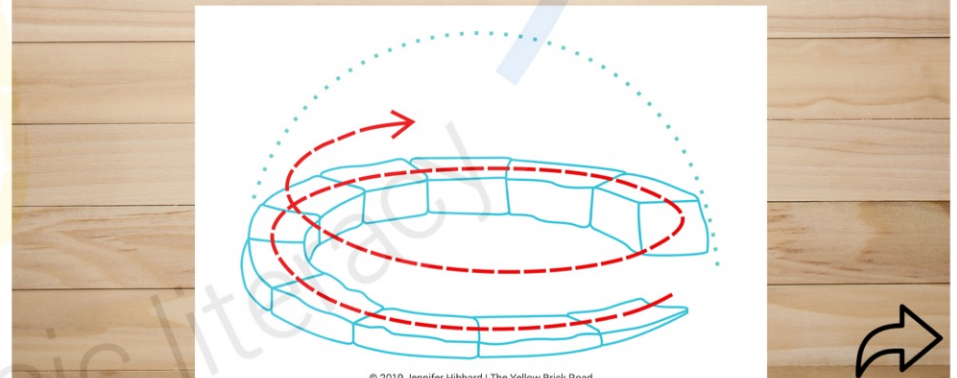
- The sleeping/living area are built higher because warm air rises.
- The long passageway helps to keep cold air out.
- Body heat alone can keep an igloo warm, up to 61 °F.



© 2019 Jennifer Hibbard | The Yellow Brick Road

DID YOU KNOW?

- The heat inside the igloo melts the blocks; then, the cold refreezes them.
- This constant melting and refreezing builds up a layer of ice.
- The ice layer makes the igloo even stronger.



© 2019 Jennifer Hibbard | The Yellow Brick Road

BUILD AN IGLOO

Now that we know a little more about igloos, let's start building one. Each time you read a rhythm correctly, you'll build another layer of the igloo.


START
GAME



© 2019 Jennifer Hibbard | The Yellow Brick Road

BUILD AN IGLOO

Speak or clap the rhythm. Then, click the sound icon to see if you were correct.



GOOD
WORK



Oops

© 2019 Jennifer Hibbard | The Yellow Brick Road

Good work! You started on the first layer of the igloo!



© 2019 Jennifer Hibbard | The Yellow Brick Road

TRY AGAIN

END GAME

© 2019 Jennifer Hibbard | The Yellow Brick Road

BUILD AN IGLOO

Speak or clap the rhythm. Then, click the sound icon to see if you were correct.



GOOD WORK



Oops

© 2019 Jennifer Hibbard | The Yellow Brick Road



Good work! You built more of the igloo!



© 2019 Jennifer Hibbard | The Yellow Brick Road

BUILD AN IGLOO

Speak or clap the rhythm. Then, click the sound icon to see if you were correct.



GOOD WORK



Oops

© 2019 Jennifer Hibbard | The Yellow Brick Road

TRY AGAIN

END GAME

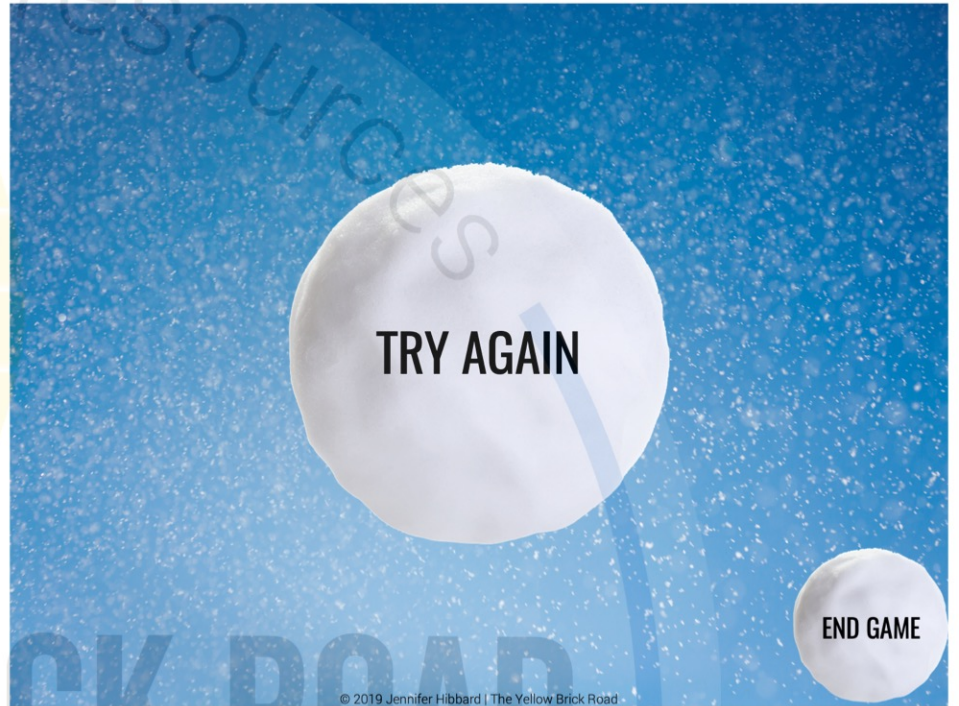
© 2019 Jennifer Hibbard | The Yellow Brick Road



Good work! You built more of the igloo!



© 2019 Jennifer Hibbard | The Yellow Brick Road



© 2019 Jennifer Hibbard | The Yellow Brick Road

BUILD AN IGLOO

Speak or clap the rhythm. Then, click the sound icon to see if you were correct.

GOOD WORK

Oops

© 2019 Jennifer Hibbard | The Yellow Brick Road



Good work! You built the entryway!



© 2019 Jennifer Hibbard | The Yellow Brick Road



© 2019 Jennifer Hibbard | The Yellow Brick Road

BUILD AN IGLOO

Speak or clap the rhythm. Then, click the sound icon to see if you were correct.

© 2019 Jennifer Hibbard | The Yellow Brick Road



Good work! You built more of the igloo!



© 2019 Jennifer Hibbard | The Yellow Brick Road



© 2019 Jennifer Hibbard | The Yellow Brick Road

BUILD AN IGLOO

Speak or clap the rhythm. Then, click the sound icon to see if you were correct.



GOOD WORK



Oops

© 2019 Jennifer Hibbard | The Yellow Brick Road

Good work! You built more of the igloo!




© 2019 Jennifer Hibbard | The Yellow Brick Road

BUILD AN IGLOO

Speak or clap the rhythm. Then, click the sound icon to see if you were correct.



GOOD WORK



Oops

© 2019 Jennifer Hibbard | The Yellow Brick Road

TRY AGAIN

END GAME

© 2019 Jennifer Hibbard | The Yellow Brick Road

Good work! It's getting close to being finished!



© 2019 Jennifer Hibbard | The Yellow Brick Road


TRY AGAIN

END GAME


© 2019 Jennifer Hibbard | The Yellow Brick Road

BUILD AN IGLOO

Speak or clap the rhythm. Then, click the sound icon to see if you were correct.



GOOD WORK




Oops

© 2019 Jennifer Hibbard | The Yellow Brick Road

Good work! It's getting close to being finished!



© 2019 Jennifer Hibbard | The Yellow Brick Road



Good work! You're almost done!



BUILD AN IGLOO

Speak or clap the rhythm. Then, click the sound icon to see if you were correct.

GOOD WORK


Oops

© 2019 Jennifer Hibbard | The Yellow Brick Road



BUILD AN IGLOO

Speak or clap the rhythm. Then, click the sound icon to see if you were correct.



GOOD WORK



Oops

© 2019 Jennifer Hibbard | The Yellow Brick Road



© 2019 Jennifer Hibbard | The Yellow Brick Road

GOOD WORK!

Click on the students to invite them inside the igloo.



END GAME

© 2019 Jennifer Hibbard | The Yellow Brick Road

THANK YOU!

The students are cozy and warm thanks to your rhythm-reading skills!



© 2019 Jennifer Hibbard | The Yellow Brick Road

COMPOSE

Use your rhythm cards to complete one of the challenges below.

- 🎵 Compose your own rhythm pattern. Then share it with your teacher or classmates.
- 🎵 Work in small groups to compose a rhythm pattern. Each person will contribute their own choice of rhythm. Then, perform the completed pattern for the class.
- 🎵 Use unpitched rhythm instruments, body percussion, or found objects (such as a pencil or eraser) to play your compositions.

© 2019 Jennifer Hibbard | The Yellow Brick Road

YELLOW BRICK ROAD

for serious music literacy