

# printable & digital

## After the Fall Read-Aloud Activities

**AFTER THE Fall**

Vocabulary Directions: Answer each question below by writing your answer in the "Your Answer" box. If it is ok to take your best guess based on how the words are used in the book. Then scan the QR Code to see if your answer is correct.

Question	Your Answer	QR-Check Your Answer
What is an accident?	An accident is something that happens unexpectedly.	

Name: Sasha Date: 9-1-22

**After the Fall Reading Comprehension Questions**

I can read closely to find details and examples from the text (story) to explain my answers and make clear conclusions about the story.

Directions: Carefully read each question below. Then answer each question using examples from the story.

1- What is Humpty Dumpty famous for? Humpty Dumpty is famous for falling off the wall.

2- What is Humpty's favorite spot and WHY? Sitting on the wall to look at the birds.

3- WHO put Humpty back together again and WHERE did this take place? All the King's men put him back together at the King's hospital.

4- What "parts" of Humpty could not be healed with bandages and glue? (Be sure to give details from the story to explain your answer.) They could not heal his new fear of heights. I can tell from the picture, because he won't climb up on his bed and he looks scared.

5- WHY do you think Humpty made his own bird airplane? (Be sure to give details from the story to explain your answer.) I think he made his airplane so he can still be close to the birds without having to go on the wall.

Describe a time when you persevered in doing something. Then draw a picture to match your story. Be sure to look at your checklist below so that you include all the details for this writing.

He gave me roller skates and I can do all the things I can do every day and falling down I laughed. I love my grandma.

Before Reading

- Who is Humpty Dumpty?
- What do you know about him?

\*Building Background Knowledge\*

Pages 5-6

- What things do you notice about the cereals?
- How do they change from top to bottom?

\*Information from Illustrations\*

Reading activities aligned to the book

Standards-Aligned

30 Pages

Book not included

**For the Book--  
After the Fall:  
How Humpty  
Dumpty Got Back  
Up Again by Dan  
Santat**

# printable & digital

## After the Fall Read-Aloud Activities

### You can use these for:

- Small groups
- No-Prep Sub Work
- Whole class instruction
- **Reading centers**
- **Work for early finishers**
- Close Reading
- **Morning Work**
- **Exit Tickets**
- Guided reading

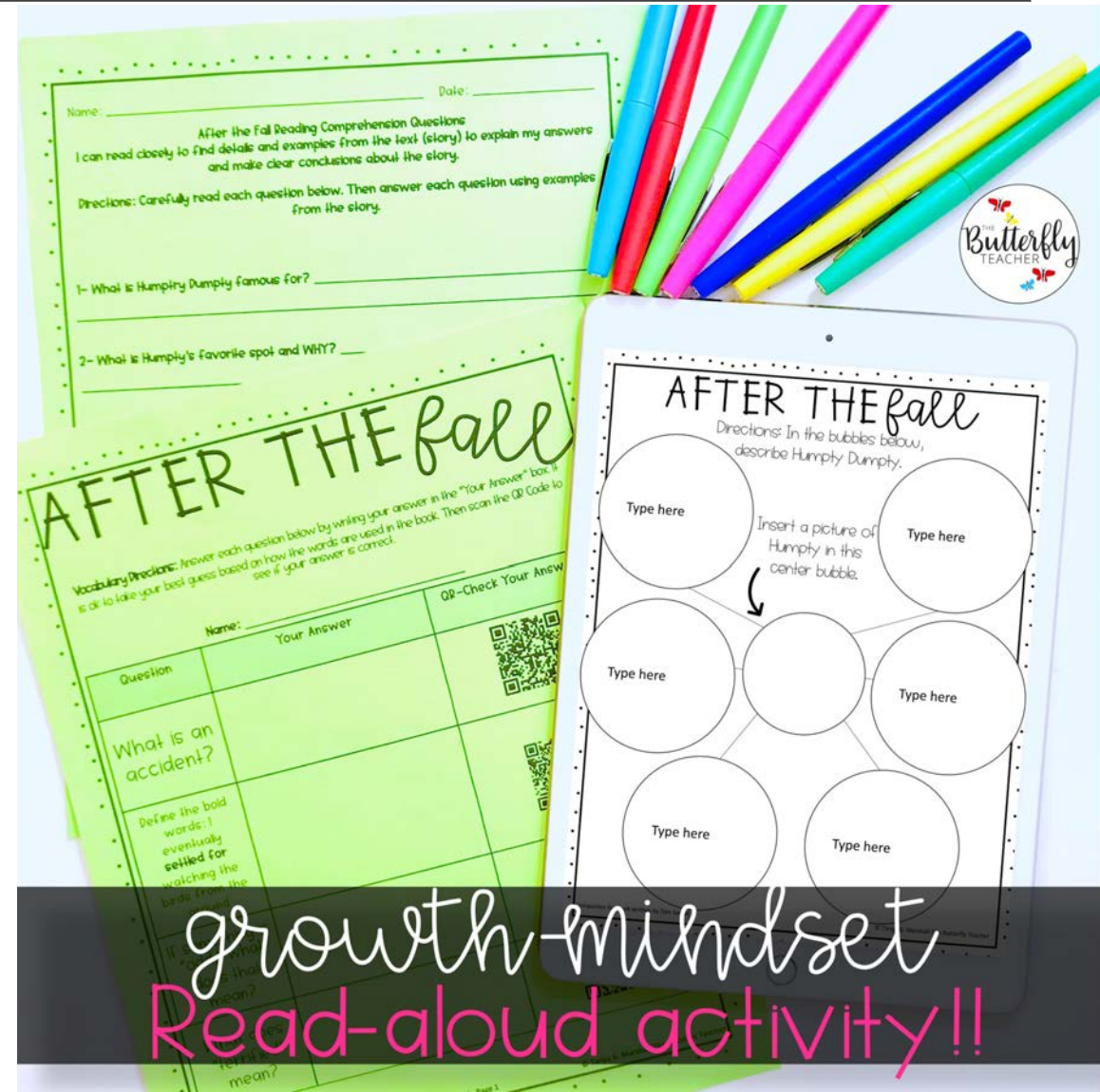


# printable & digital

## After the Fall Read-Aloud Activities

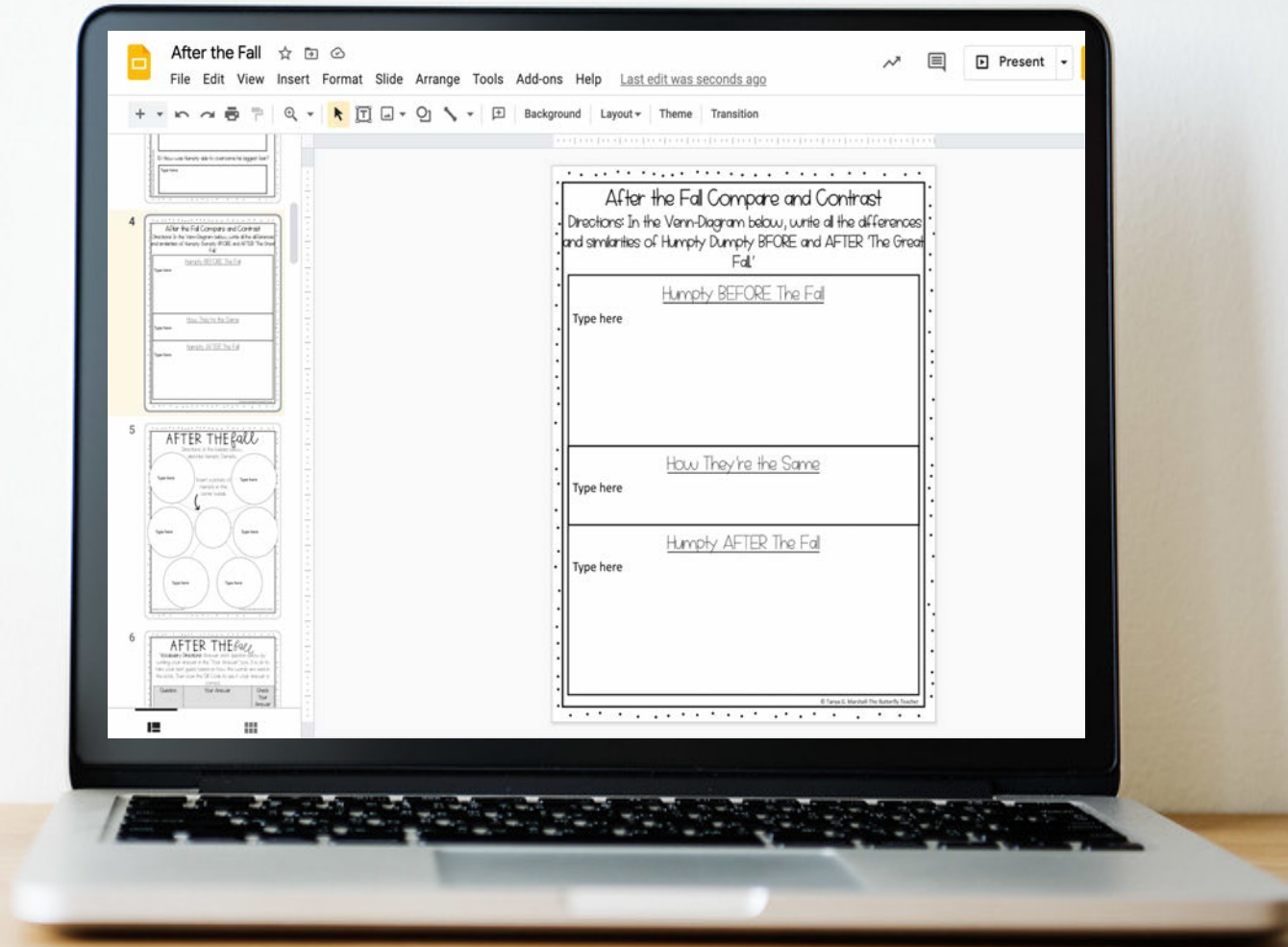
### Reading Skills Covered

- Inferencing
  - Citing Text Evidence
  - Defining Vocabulary in Context
  - Using Schema to Build Stronger Reading Comprehension
  - Building Background Knowledge
- ### Activities
- Character Analysis and Character Traits
- AND MORE!



# printable & digital

## After the Fall Read-Aloud Activities



**Google Slides & Easel Activity**

**This resource is NOT editable.**

**Writing & Vocabulary included**

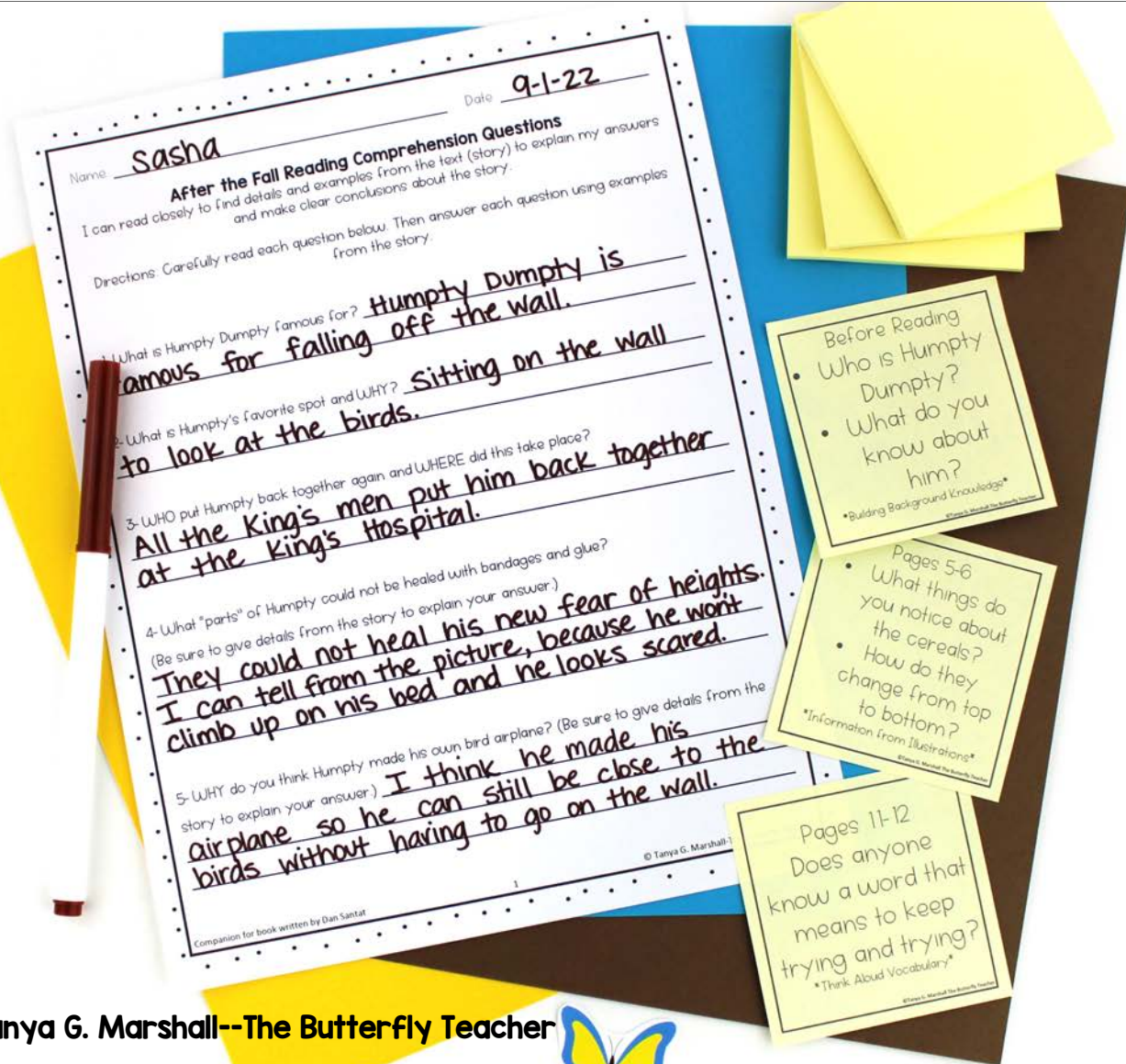
**Growth-mindset mentor text**

# printable & digital

## After the Fall Read-Aloud Activities

### ★ What Other Teachers Are Saying:

- Thanks to this resource I found this great book! **Students loved the activity**, and this is something I will be **using for many years!** Highly recommend! -Diana
- My students really enjoyed this book and this companion really helped **further their thinking** about the story. -Brittany



printable & digital

## After the Fall Read-Aloud Activities

★ What Other Teachers Are Saying:

My students and I love this **engaging resource!** -Sarah

**Easy to use - lots of options - great resource to go with the book :)** -Aimee

Loved having this resource to **extend the book!** -Abrianna

The image displays three educational resources for the book "After the Fall":

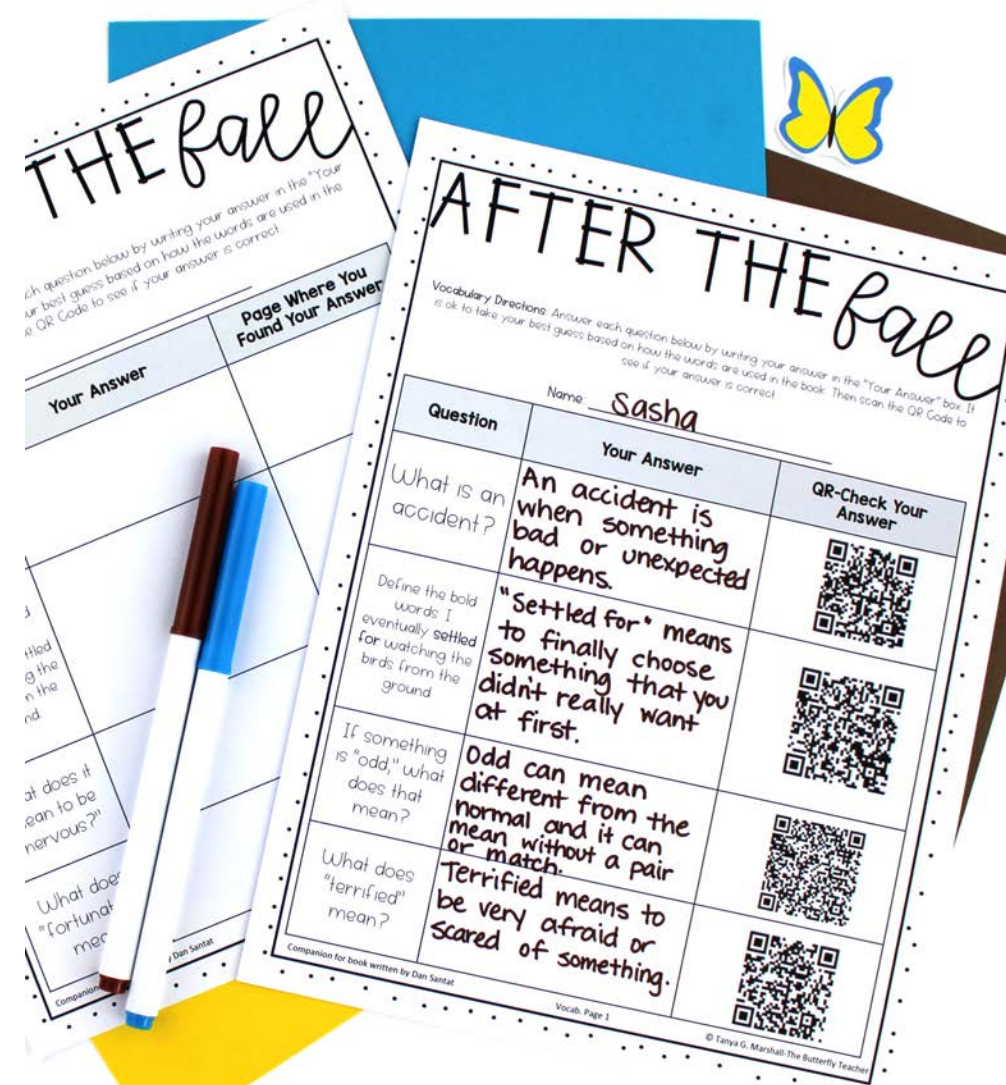
- Printed Worksheet (Top):** Features a header for "Name:" and "Date:". Below it, a section titled "After the Fall Reading Comprehension Questions" includes the instruction: "I can read closely to find details and examples from the text (story) to explain my answers and make clear conclusions about the story." The directions state: "Directions: Carefully read each question below. Then answer each question using examples from the story." Three questions are listed:
  - 1- What is Humpty Dumpty famous for?
  - 2- What is Humpty's favorite spot and WHY?
  - 3- WHO put Humpty back together again and WHERE did
- Digital Tablet (Middle):** Shows a "COMPARE AND CONTRAST" activity. The title is "AFTER THE Fall". The instruction is: "COMPARE AND CONTRAST: Fill in the boxes below with descriptions that compare the 'old' Humpty Dumpty to the 'new' Humpty Dumpty!". There are two columns: "OLD" and "NEW", each with a "Humpty" icon and a "Type here" box.
- Printed Worksheet (Bottom):** Features a "QR-Check Your Answer" section. It has a header for "Name:" and a table with two columns: "Your Answer" and "QR-Check Your Answer". The table has four rows, each with a QR code in the second column.

# printable & digital

## After the Fall Read-Aloud Activities

### What's Included:

- Printable Sticky Notes for the teacher to insert in the book
- Step-by-step instructions for how to print on sticky notes
- Reading Comprehension Worksheets
- A Vocabulary Activity Chart (With & Without QR Codes)
- Graphic Organizers and Writing Activities
- A Parent Letter for a homework reading assignment
- A Substitute Teaching Letter for No-Prep Sub Work




Thanks for your interest in this resource.



## Who Doesn't LOVE Freebies!?

Please consider following me on Teachers Pay Teachers to get first-dibs on FREEBIES and discounted bundles!



Follow [HERE](#)

printable & digital

# READ ALOUD Activities

## Get a Better Deal with the Bundle!



You can save 25% off when you get the bundled set with 5 fun read aloud companions.

It has 120 pages of reading activities. Click the image for more details.



©Tanya G. Marshall

