

CHARACTER *traits* BUNDLE

This full bundle includes:

1. Character Traits Slideshow
2. "Name that Trait" Task Cards
3. Character Traits Worksheets & Graphic Organizers
4. 2 Self-Checking Easel Activities Exercises
5. Character Traits Card Game

Character *traits and feelings*

Sandra is surprised! Click the thought bubble that matches something she would think.

A:
"Arghhh! The roller coaster I wanted to ride is shut down. I want to go home. Today is ruined."

B:
"I wish it would stop snowing so I could visit my grandma. Dad said the roads are too slippery."

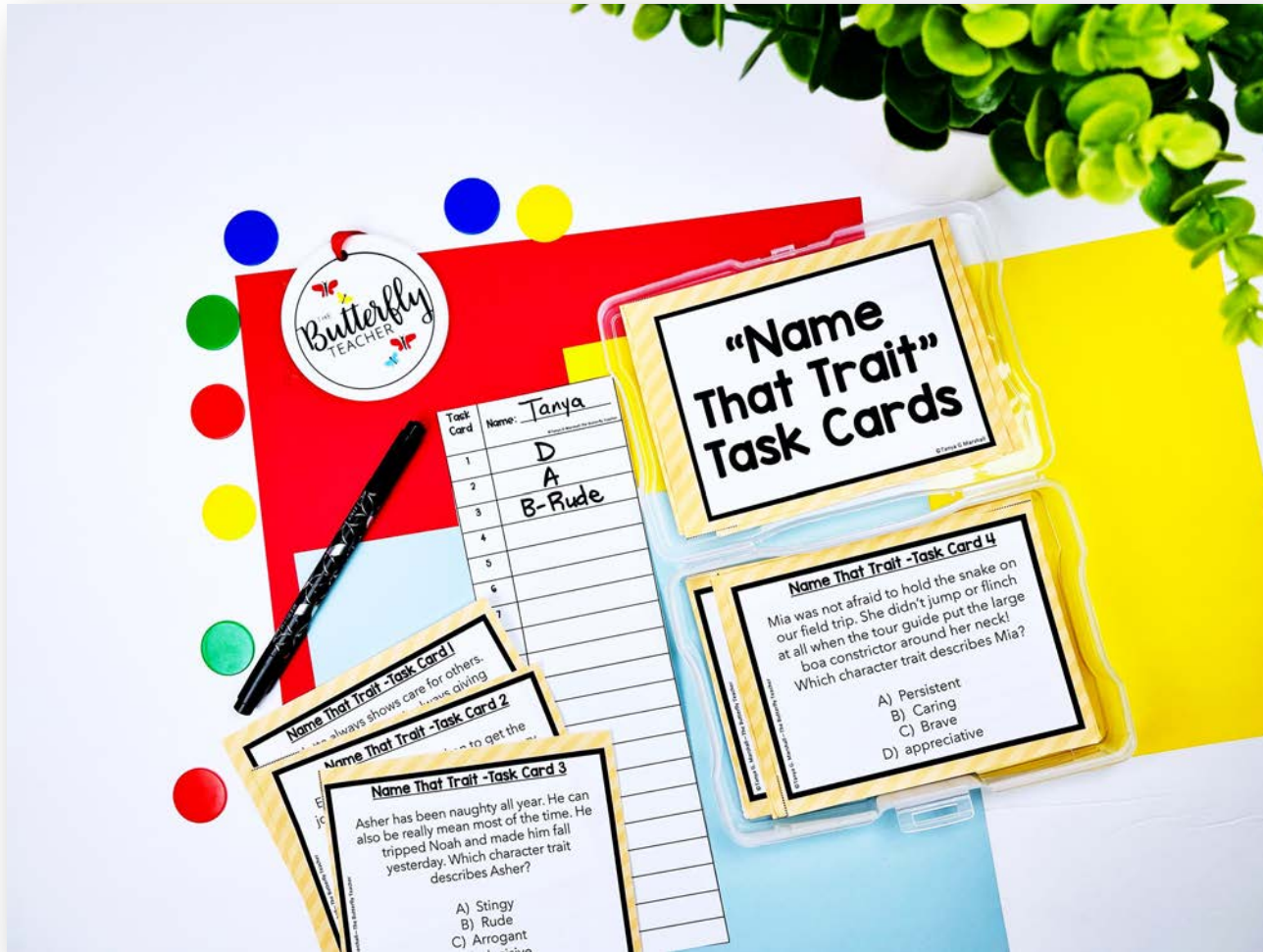
C:
"I didn't know I could make ice cream in a baggie! I thought my science teacher was lying!"

Surprised

©Tanya G. Marshall-The Butterfly Teacher

CHARACTER traits BUNDLE

Has Printable and Digital Resources that...




...help students understand the most common character traits.

CHARACTER traits BUNDLE

The slideshow has 25-character traits with descriptions:

PESSIMISTIC

No matter how good things seemed, Lulu always found something to be worried about. She was **peessimistic and negative** about everything!



©Tanya G. Marshall-The Butterfly Teacher

STINGY


Jake hated **sharing anything** and was known for being **stingy and selfish**. He wouldn't even let his mom try one of his chips!



©Tanya G. Marshall-The Butterfly Teacher

GENEROUS


Meera loved **giving things to others and being generous** whenever she had the chance.



©Tanya G. Marshall-The Butterfly Teacher

GRUMPY

Not only did the Connor twins look exactly alike, but both were also **grumpy and in a bad mood** all the time.



©Tanya G. Marshall-The Butterfly Teacher

Character traits Slideshow

Name: _____ Date: _____

1. When someone takes forever to make a choice, he or she is _____ and unclear.

2. Being _____ means a person is also unwavering.

Character traits Slideshow

Name: _____ Date: _____

10. _____ people are in a bad mood all the time.

11. Being sluggish a lot also means a person could be _____.

12. _____ people work hard and give their best effort.

Character traits Slideshow

Name: _____ Date: _____

Directions: Follow along and listen carefully to each type of character trait. Fill in the blanks as you go.

1. The consistent words, attitude, and actions of a person are called _____.

2. Traits are more than just _____.

3. Appreciative also means to be _____.

4. A thankless person is _____.

5. One synonym for arrogant is _____.

APPRECIATIVE

Keisha could not stop saying thank you. She was **grateful and appreciative** that her friends came to her graduation.



©Tanya G. Marshall-The Butterfly Teacher


PLUS, 3 notes pages aligned to the slideshow lesson. →

CHARACTER traits BUNDLE

The Easel Activities resources included...

Character traits and feelings

Travis feels grumpy! Click the speech bubble that matches something he would say.



Grumpy

A: "Nothing is going right this morning. My alarm clock was too loud, and I don't know what I want to wear. Ugh! I just want to go back to sleep."

B: "I leave for vacation in 10 days! I can't wait to go to the beach and swim in the ocean. I'm going to build the biggest and best sandcastle ever!"

C: "I finally did it! I have been learning to ride a skateboard for so long and I didn't fall once today! Maybe I'll try to learn a trick next week."

©Tanya G. Marshall-The Butterfly Teacher

...requires students to read different responses or thoughts from characters.


Then choose the response that matches the character trait.

CHARACTER *traits* BUNDLE


The Easel Activities resources included...


...also help students know the difference between character traits vs. feelings.

Character *traits vs. feelings* **2**

 LeAnna was not in the mood today to sit still and listen to her teacher. "This class is sooo boring!" she blurted out. Then to everyone's shock, LeAnna started making loud noises on purpose while the teacher was talking. "I'm going to make everyone laugh so that we can all have a little fun," she thought to herself.

Directions: Read the text carefully. Then use the pen tool to circle the image that fits the main character.

 Sad

 Silly

Look at the image you circled. Is it a trait or a feeling?

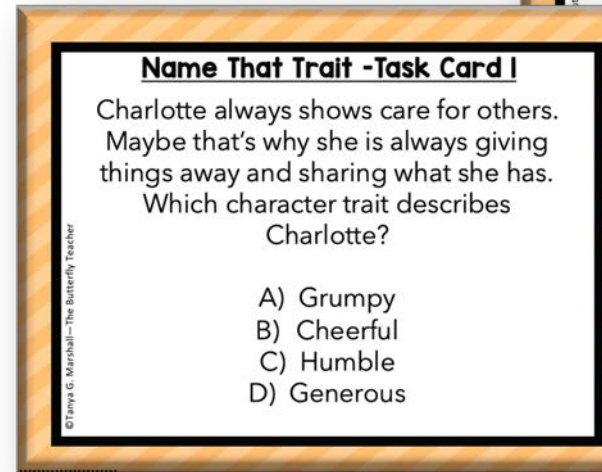
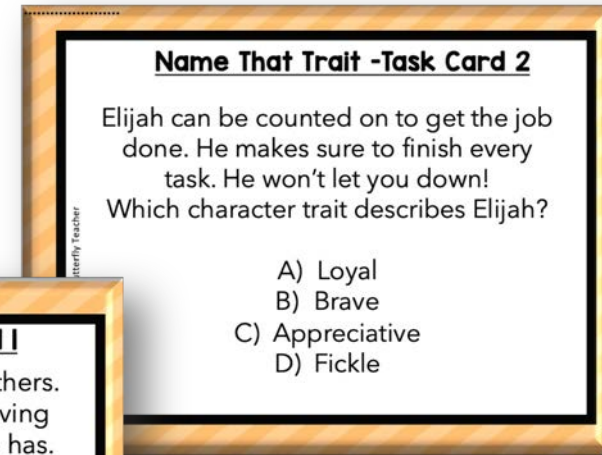
Type Here:

©Tanya G. Marshall-The Butterfly Teacher

CHARACTER traits BUNDLE

The 20-question task card set:

Has different questions than the Easel Activities that also challenge students to identify the correct character trait based on the character's description.



Answer Keys & Response Sheets Included

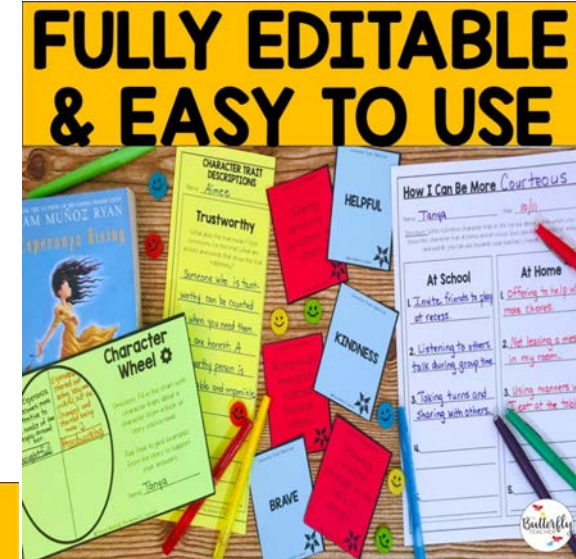
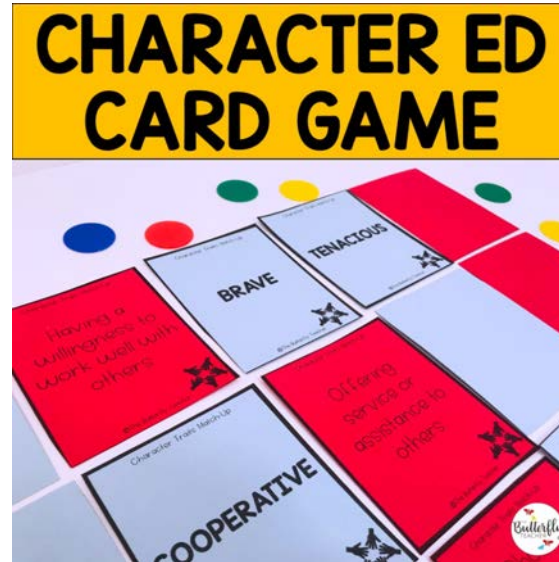


You can use these task cards for individual student practice, centers, OR as a whole class SCOOT game.

CHARACTER traits BUNDLE

You also get:

- Graphic organizers that can be used with any character.
- A character education / character traits matching card game.
- Fully editable pages for the character graphic organizers.



CHARACTER traits BUNDLE

- There are 51 mini reading passages to complete among the 5 different activities in this bundle.
- The Answer Keys are included for each activity.
- There are over 6-character traits worksheets to complete.
- Most of the activities in this unit are not editable.
- This resource is aligned to standards for upper elementary.
- The slideshow is saved as a PowerPoint lesson.

More Details:



Easel Activities by TpT *details:*

- You CAN assign the Easel portions through Google Classroom.
- You CAN also assign Easel through ANY other online learning management system.
- You will be able to easily and quickly see students' results. Their answers are self-checking, so you don't have to do any grading.
- If you haven't used the digital tool Easel yet, check out these quick links to learn more:
 - [What is Easel?](#)
 - [Teachers Guide on Getting Started](#)
 - [Frequently Asked Questions about Easel](#)