



# Nonfiction Text Features Worksheets



Many state standards want students to "Know and use various text features (e.g., captions, bold print, subheadings, glossaries, indexes, electronic menus, icons) to locate key facts or information in a text efficiently" AND to be able to "Interpret information presented (e.g., in charts, graphs, diagrams, timelines, animations, or interactive elements on Web pages) and explain how the information contributes to an understanding of the text in which it appears."

That's exactly what this set of worksheets does!

**-20 Worksheets**

**-Practice and Assessment Pages Included**

**-Covers a variety of text features**



**Scream for Ice Cream** Page 1  
Name: \_\_\_\_\_ Date: \_\_\_\_\_  
Directions: Use the graph with the information in the text to answer the questions below.

Trayvon invited several friends to his birthday bash. He allowed his friends to choose the toppings they wanted on their ice cream. Some people picked more than one topping. Lala, along with 9 other people picked sprinkles. Daniel loved \_\_\_\_\_ even though it was voted \_\_\_\_\_, which \_\_\_\_\_

Sprinkles	10
Chocolate Fudge	17
Bananas	8
Peanuts	5

**Too Many Responsibilities** Page 1  
Name: \_\_\_\_\_ Date: \_\_\_\_\_  
Directions: Use the information on the chart to answer the questions below.

Alyssa's parents were concerned that she was causing herself extra stress. They asked her to make a schedule of her responsibilities for each week:

Monday	Tuesday	Wednesday	Thursday	Friday
Cheerleading	Chess Club	Cheerleading	Chess Club	Cross Country
Cafeteria		Cafeteria	Chess Club	Cross Country
Homework		Homework	Office Assistant	Office Assistant
Reading work		Reading work	Extra Writing	Extra Writing
At Home		At Home	At Home	At Home

1-- What the gra A B

**Text Features Matching** Page 1  
Name: \_\_\_\_\_ Date: \_\_\_\_\_  
Directions: Draw a line to match each text feature with its correct title.

**Bold Text** \_\_\_\_\_  
\_\_\_\_\_ activity does Alyssa n the most? is Club reading

**Healthy Eating, Healthy Life** Page 1  
Name: \_\_\_\_\_ Date: \_\_\_\_\_  
Directions: Use the graph with the information in the text to answer the questions below.

Isabella was serious about being healthy. She knew that **nutrition** was just as important as exercise. So, she took the cookies and pork chops out of her grocery cart. "I can only have five percent sugar and fat. Then she added in whole wheat bread, brown rice, apples, and Brussel Sprouts. "I guess I can eat some baked chicken," she said to herself. "Since I need more grains, let me add in some lentils too."

Fats & Sugar	5%
Meats & Eggs	20%
Fruits & Vegetables	35%
Grains & Cereals	40%

1-- What would be the best title for the graph?  
2-- Based on the graph, which one is true?  
3-- Based on the graph, which one is true?



# Nonfiction Text Features Worksheets

Preview showing some of the pages available.

Answers Included

## Scream for Ice Cream

Name: \_\_\_\_\_ Date: \_\_\_\_\_ Page 1  
Directions: Use the graph with the information in the text to answer the questions below.

Trayvon invited several friends to his birthday bash. He allowed his friends to choose the toppings they wanted on their ice cream. Some people picked more than one topping. Lala, along with 9 other people picked sprinkles. Daniel loved peanuts even though it was voted on the least. Kerry asked for bananas, which reminded Trayvon of banana splits, so he picked that one too! Out of all the choices, everyone who attended the party asked for chocolate fudge to be added.



- What would be the best title for the graph?
  - A-Favorite Ice Cream Options
  - B-Trayvon's Birthday Bash
  - C-Ice Cream Topping Choices
  - D-Going Crazy for Ice Cream
- Which topping did Trayvon pick?
  - A-Sprinkles
  - B-Chocolate Fudge
  - C-Peanuts
  - D-Bananas
- Which topping did every person pick?
  - A-Sprinkles
  - B-Chocolate Fudge
  - C-Peanuts
  - D-Bananas
- Based on the graph and many people attended the party.
  - A-17
  - B-10
  - C-40
  - D-4

## Polished Photographs With Captions

Name: \_\_\_\_\_ Date: \_\_\_\_\_ Page 1

A photograph is a real image taken with a camera. A caption is usually a few sentences under or near the photograph that tell you more about it.

Directions: Use information from the photographs and captions to answer each question below.



- What information does the caption provide? \_\_\_\_\_
- Write your own caption for this photograph: \_\_\_\_\_

## Reading a Timeline

Name: \_\_\_\_\_ Date: \_\_\_\_\_ Page 2

Directions: Jackie attends West Brook Elementary School and she participated in the annual end of the year Field Day Games. Use the timeline on the left to answer questions about what Jackie did on field day.



- What did Jackie do after her team won Tug of War?
  - A-She did the sack race.
  - B-Her team ran the relay.
  - C-She had fun with water balloons.
- Jackie came in 2<sup>nd</sup> place for the Individual Running event. What did she do right before that?
  - A-She cheered for her teammates

## Healthy Eating, Healthy Life

Name: \_\_\_\_\_ Date: \_\_\_\_\_ Page 1

Directions: Use the graph with the information in the text to answer the questions below.

Isabella was serious about being healthy. She knew that nutrition was just as important as exercise. So, she took the cookies and pork chops out of her grocery cart. "I can only have five percent sugar and fat. Then she added in whole wheat bread, brown rice, apples, and Brussel Sprouts. "I guess I can eat some baked chicken," she said to herself. "Since I need more grains, let me add in some lentils too."



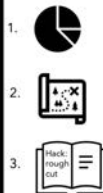
- What would be the best title for the graph?
  - A-Food Pyramid Percentages
  - B-Colorful Food Choices
  - C-Food Rules
  - D-Break Your Food into Sections

- Which piece of information is seen in the text **and** on the graph?
  - A-Meat is bad for you.
  - B-Eat only 5% fats & sugars.
  - C-Brussels sprouts are a vegetable.
  - D-Eat at least 35% fruits & veggies.

## Text Features Matching

Name: \_\_\_\_\_ Date: \_\_\_\_\_ Page 1

Directions: Draw a line to match each text feature with its correct title.



- Bold Text**
- Glossary**
- Table of Contents**

## Too Many Responsibilities

Name: \_\_\_\_\_ Date: \_\_\_\_\_ Page 1

Directions: Use the information on the chart to answer the questions below.

Alyssa's parents were concerned that she was causing herself extra stress. They asked her to make a schedule of her responsibilities for each week:

Monday	Tuesday	Wednesday	Thursday	Friday
Cheerleading	Chess Club	Cheerleading	Art Club	Cross Country
Library Assistant	Teacher Helper	Office Assistant		
Extra Social Studies HW	Extra Reading Homework	Extra Writing Homework		
At School	At Home	At Home		

- Which activity does Alyssa participate in the most?
  - A-Cheer Club
  - B-Cheerleading
  - C-Art Club
  - D-Cross Country
- Based on details from the chart, what does "HW" stand for?
  - A-High School Worker
  - B-Human Worker
  - C-Halfwords
  - D-Homework

## Nonfiction Text Features Assessment

Name: \_\_\_\_\_ Date: \_\_\_\_\_ Page 2

Directions: Read the questions below and choose the best answer.


- Denzel saw this sentence in his brochure: "Save **15% or more** when you purchase **today only!**" What text feature does Denzel see?
  - A-Bold Print
  - B-Index
  - C-Italics
  - D-Title
- If your teacher tells you to turn to Chapter 10, but doesn't give you a page number, what text feature should you use?
  - A-Table of Contents
  - B-Glossary
  - C-Index
  - D-Title
- As Lori studied the life of Harriet Tubman, she went down the line to see important dates. What text feature is she using?
  - A-Diagram
  - B-Timeline
  - C-Table of Contents
  - D-Chart
- What text feature is a picture or image created by an artist?
  - A-Timeline
  - B-Label
  - C-Illustration
  - D-Caption
- What text feature is shown here?
  - A-Timeline
  - B-Bar Graph
  - C-Diagram
  - D-Pie Chart
- What text feature is shown here?
  - A-Illustration
  - B-Map
  - C-Table
  - D-Graph

## The March on Washington

Name: \_\_\_\_\_ Date: \_\_\_\_\_ Page 1

Directions: Read the passage below. Then use the text and map to answer the questions.

In August 1963, more than 250,000 people gathered to protest inequality against poor people and people of color. This historic event is remembered as the March on Washington. Dr. Martin Luther King Jr. gave a speech titled, "I Have a Dream." Here's a map that shows where the people marched, starting on the left:



- Color the circle that shows where the men marched yellow.
- Color the circle that shows where the march ended red.
- Color the circle that shows where the march began blue.
- Color the circle that shows where the women marched green.
- Put a number 1 in the circle to show which location was first.
- The men and women marched at the same time, which means they got the same number. Write that number in both circles to show when they marched.
- Dr. King gave his speech on the last stop of the march. Put a triangle in the circle of that location.

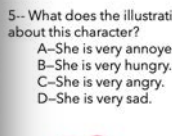
## Illustration Information

Name: \_\_\_\_\_ Date: \_\_\_\_\_ Page 3

Directions: You can learn a lot from pictures. Use the details from each illustration to answer the questions below.



- What does the illustration show about these characters?
  - A-A dad helping his daughter dance.
  - B-A dad helping his daughter with homework.
  - C-Two people talking.
  - D-Two people upset.



- What does the illustration show about this character?
  - A-She is very annoyed.
  - B-She is very hungry.
  - C-She is very angry.
  - D-She is very sad.



- What does the illustration show about this character?
  - A-A person going to work.
  - B-A person protesting.
  - C-A person committing a crime.
  - D-A person saving someone.

## Where Is Our Next Field Trip?

Name: \_\_\_\_\_ Date: \_\_\_\_\_ Page 1

Directions: Use the graph with the information in the text to answer the questions below.

Mr. Meador's class had a chance to vote on their next field trip. Everyone was so excited! As the results came in, Mr. Meador was shocked that the aquarium beat the others by 8 more votes! Most students were surprised to see Pete's Pets in third place. Overall, everyone seemed thrilled about going to see Donald the Dolphin perform at the field trip!



- What would be the best title for the graph?
  - A-Field Trip Dilemma
  - B-Voting Day
  - C-Aquarium Rules
  - D-Field Trip Voting Results
- Which piece of information is seen in the text **and** on the graph?
  - A-The aquarium lost.
  - B-A dolphin was performing.
  - C-Pet Store was third.
  - D-The zoo was second.
- Based on the graph, which one is true?
  - A-The aquarium is cheaper.
  - B-The farm lost.
  - C-No one liked the pet store.
  - D-The zoo won.
- Based on each place listed, what was the theme of the class field trip?
  - A-Outdoors Theme
  - B-Animal Theme
  - C-Water Theme
  - D-History Theme