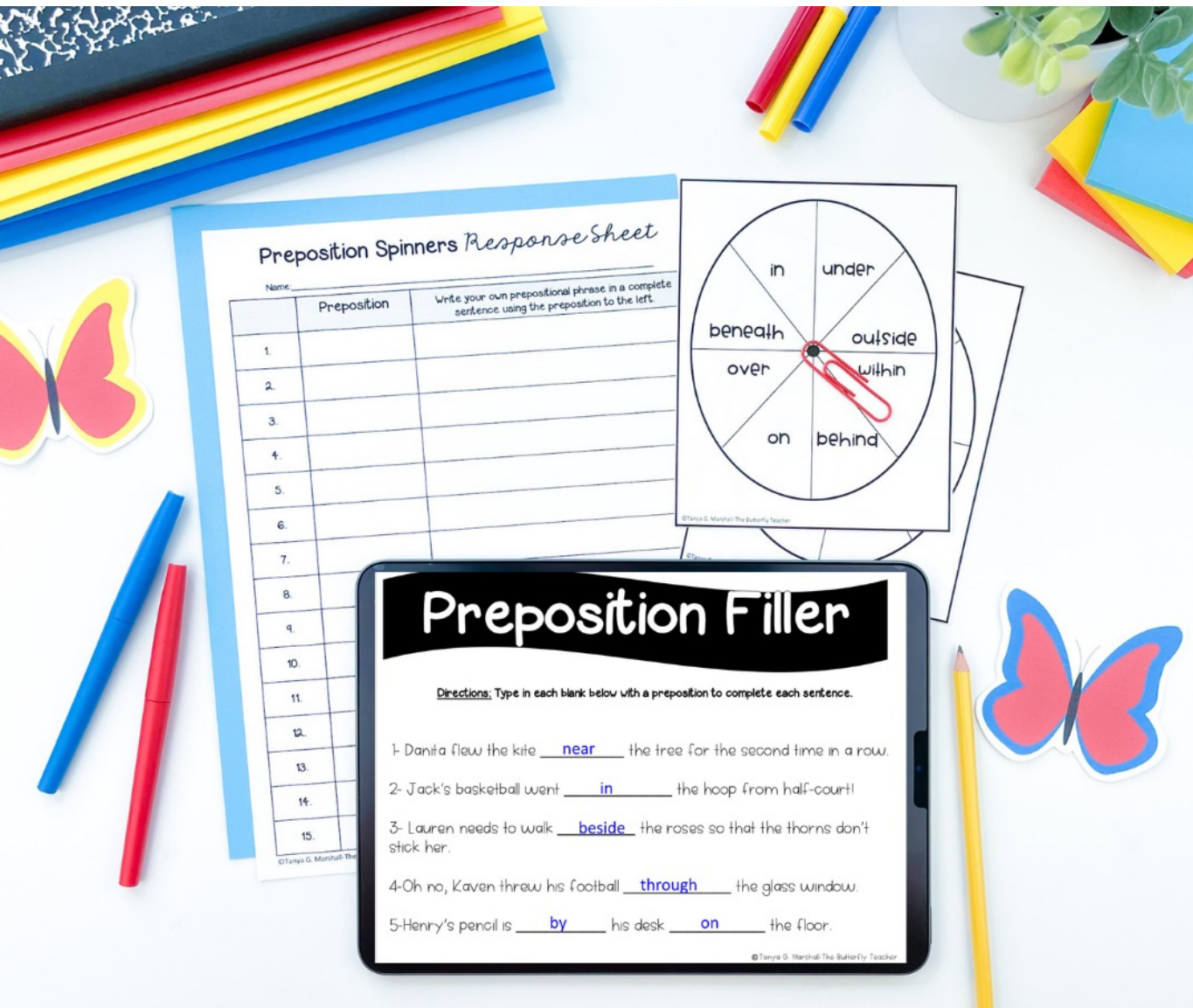


printable & digital

Prepositions and Prepositional Phrases



Do your students think it's boring to practice identifying prepositions?

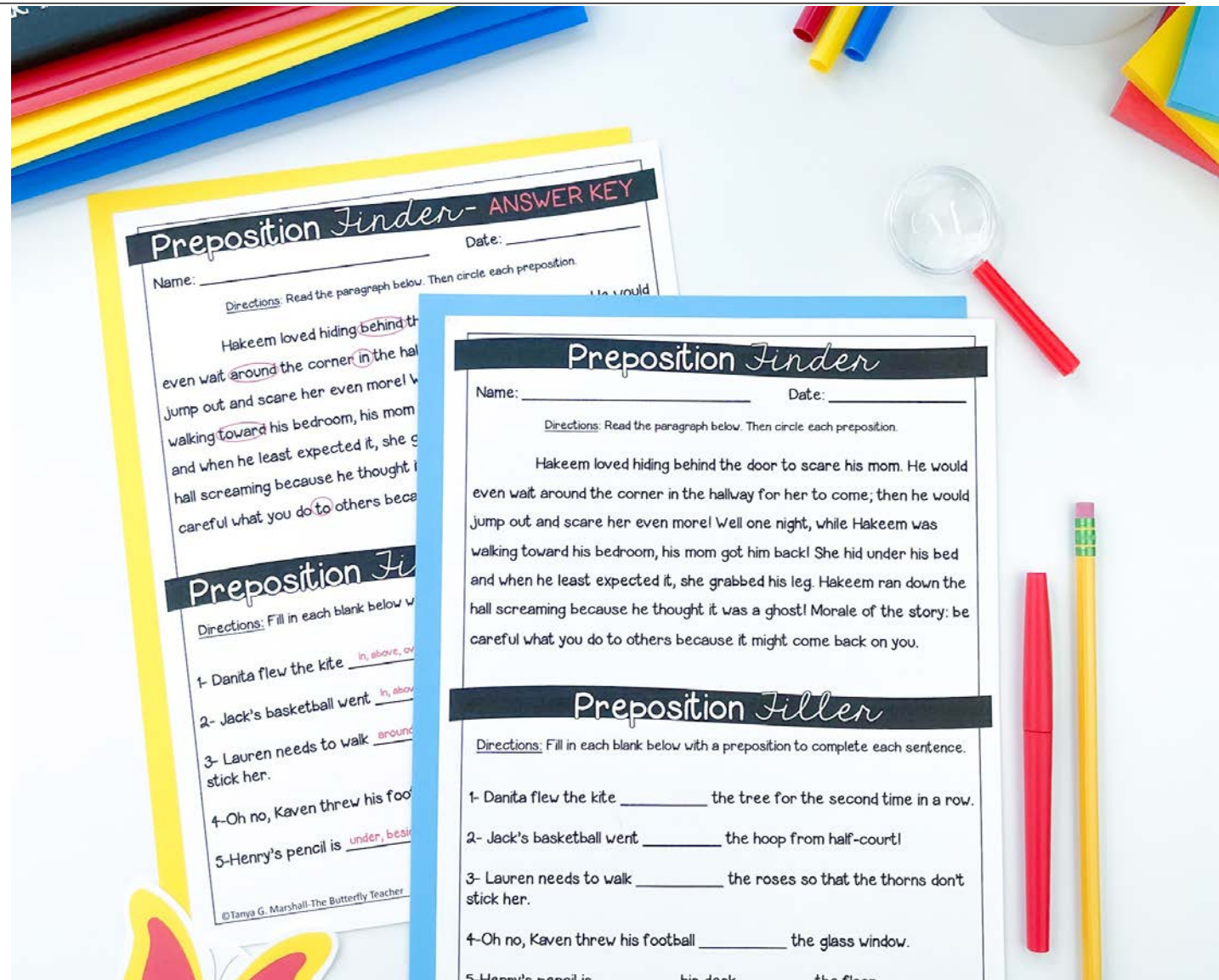
Well, these activities offer an engaging, hands-on way to learn about prepositions and prepositional phrases.

printable & digital

Prepositions and Prepositional Phrases

You can use these for:

- Small groups
- No-Prep Sub Work
- Whole class instruction
- ELA centers
- Work for early finishers
- Reading Test Prep
- Morning Work
- Exit Tickets
- Virtual Literacy



printable & digital

Prepositions and Prepositional Phrases

In the Google Slides version, students click on an animated spinner that lands on different prepositions.

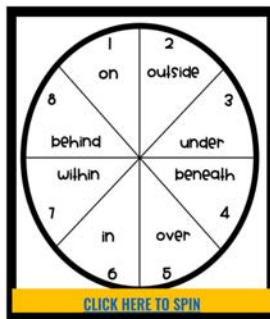
Then they use those prepositions correctly in a sentence.

Preposition Spinners

Spinner 1

I can identify prepositions and write prepositional phrases in a complete sentence.

Directions: Spin a preposition. Then write a full sentence using that preposition.



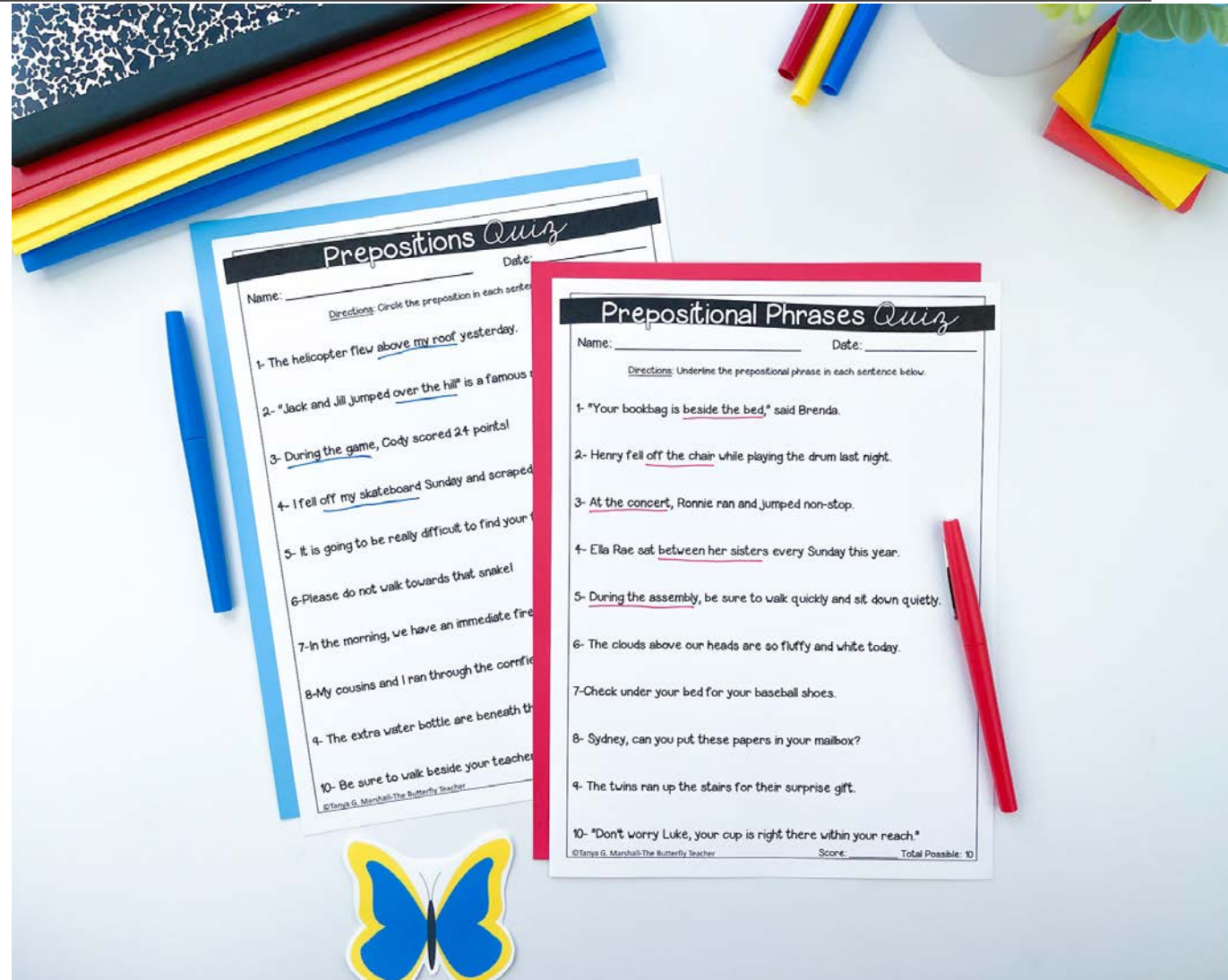
	Preposition	Write your own prepositional phrase in a complete sentence using the preposition to the left.
1.	Beside	TYPE HERE
2.	TYPE HERE	TYPE HERE
3.	TYPE HERE	TYPE HERE
4.	TYPE HERE	TYPE HERE
5.	TYPE HERE	TYPE HERE
6.	TYPE HERE	TYPE HERE
7.	TYPE HERE	TYPE HERE
8.	TYPE HERE	TYPE HERE

©Tanya G. Marshall-The Butterfly Teacher

printable & digital

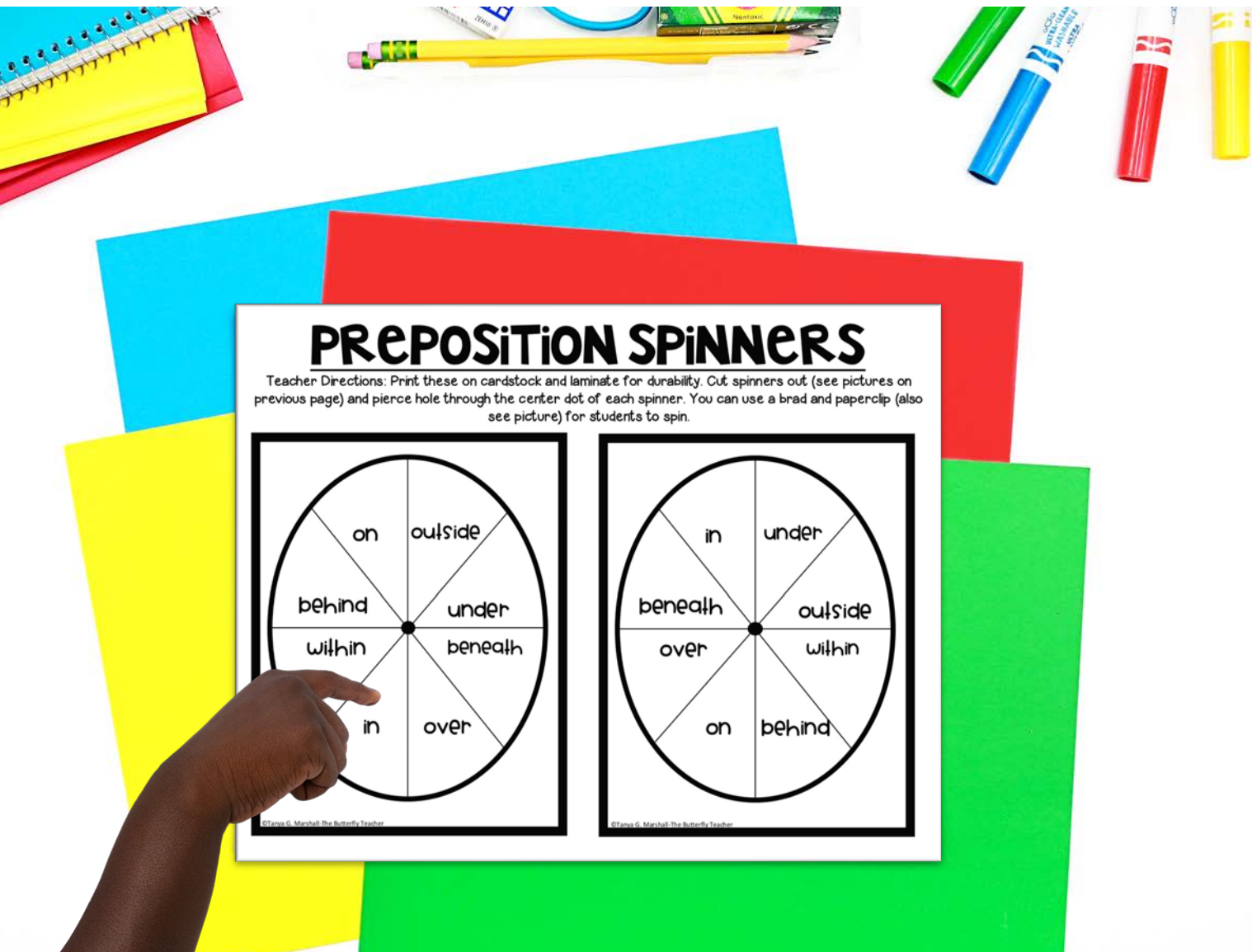
Prepositions and Prepositional Phrases

With the printable AND digital versions, your students get practice pages and assessments.



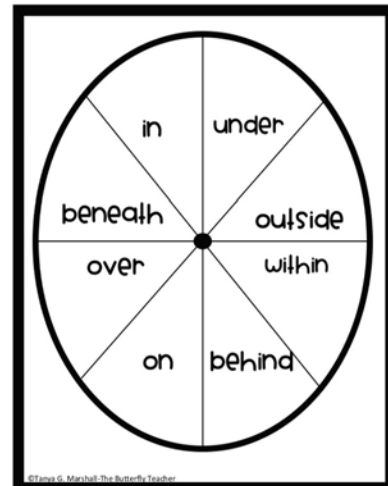
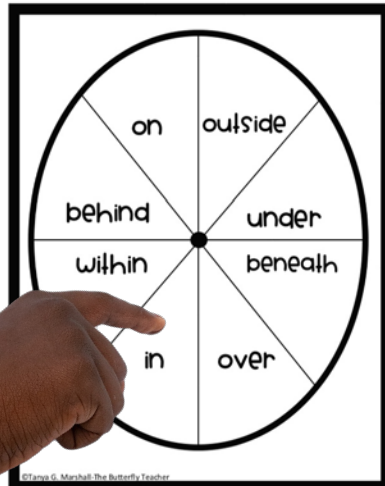
printable & digital

Prepositions and Prepositional Phrases



PREPOSITION SPINNERS

Teacher Directions: Print these on cardstock and laminate for durability. Cut spinners out (see pictures on previous page) and pierce hole through the center dot of each spinner. You can use a brad and paperclip (also see picture) for students to spin.



★ What Other Teachers Are Saying:


- Great small group activity!
-Tiffany
- Students loved this activity, and we made it into a game, which was fun all around.
-Tracey
- Great grammar center in my classroom! -Kristy
- Amazing resource! I love how it guides students from the we, to two, and then you! -Heather

Thanks for your interest in this resource.



Who Doesn't LOVE Freebies!?

Please consider following me on Teachers Pay Teachers to get first-dibs on FREEBIES and discounted bundles!



Follow HERE



Get a Better Deal with the Bundle!



You can save up to 30% off when you get the year-long grammar games and activities bundle.

It has **over 360 pages of spiraled worksheets, Google Slides grammar sets, Google Forms activities, and task cards** that can be used throughout the school year for grammar practice, instruction, and assessments.

