




3rd Grade ELA SPIRAL REVIEW

LITERACY BUILDERS  3rd Grade

Name _____ Date _____

<p>Picture Sentence</p> <p>Write a complete sentence about the picture:</p>  _____ _____ _____	<p>Picture Sentence</p> <p>Write a complete sentence about the picture:</p>  _____ _____ _____
<p>Plural and Irregular</p> <p>Write the plural form of each word: mouse _____</p> <p>half _____ child _____ foot _____</p>	
<p>Rhyme Time</p> <p>Write 4 words that rhyme with blue:</p> <p>_____</p> <p>_____</p>	
<p>Sneaky Spelling</p>	<p>Scrambled Words</p>

50 ELA Worksheets

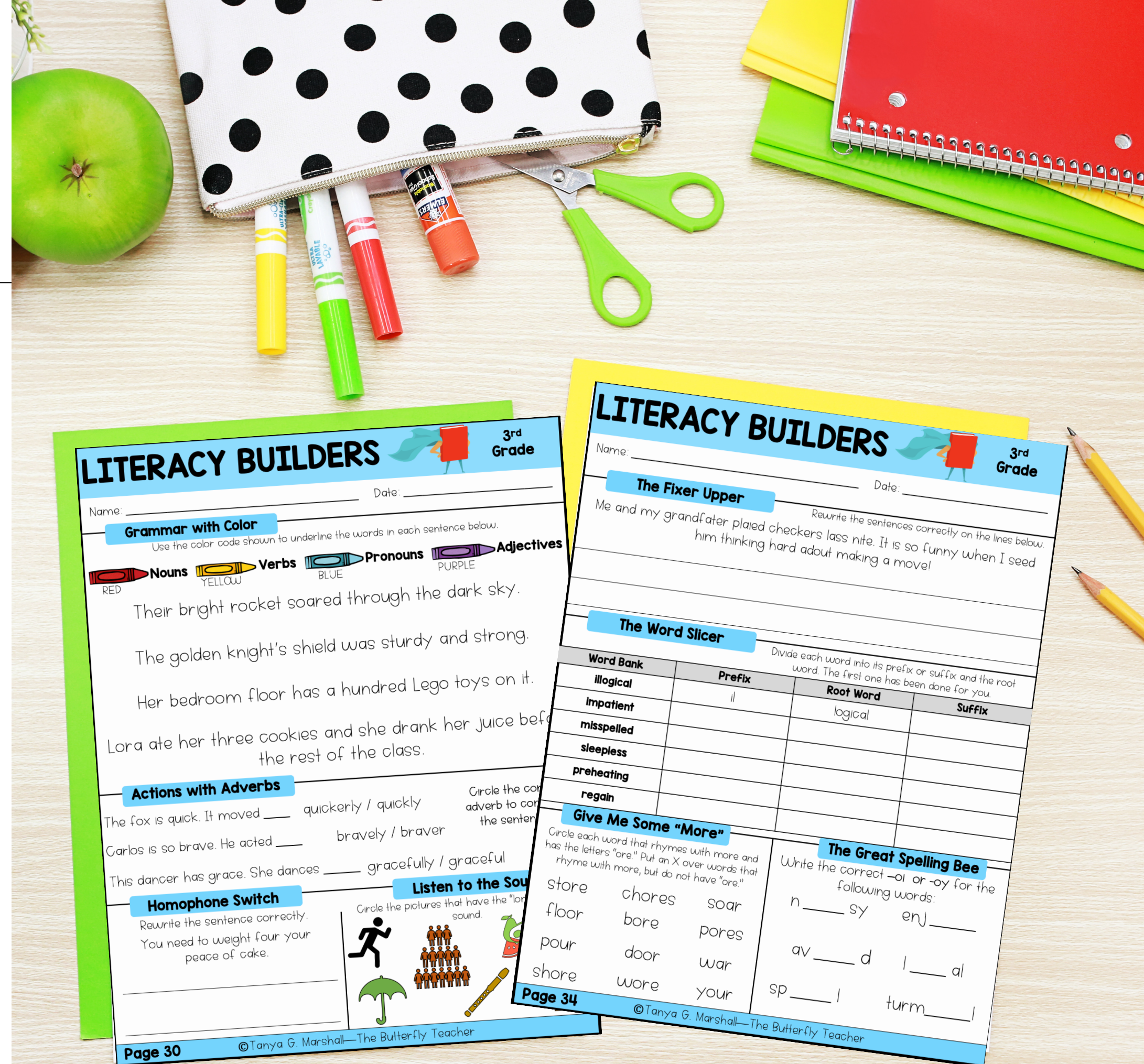
Easy, No Stress

Standards-Aligned

Answer Keys Included

Why You'll Like These Literacy Builders 📌

- ✓ Engaging for students
- ✓ Easy to use
- ✓ Covers a wide range of ELA & Grammar skills
- ✓ Can be used for a variety of teaching situations



USE THESE FOR...

- ✓ Morning Work
- ✓ Early Finishers
- ✓ Homework
- ✓ Work to leave with a Sub
- ✓ Tutor or Intervention Work
- ✓ Test-Prep or ELA Review
- ✓ Supplement your ELA Curriculum
- ✓ No-Prep Literacy Centers

The screenshot shows a worksheet titled "LITERACY BUILDERS" for 3rd Grade. It includes a name and date line, a "Super Star Blends" section with four stars containing the words "below", "drowsy", "flower", and "bowl", and a rhyme activity with four empty circles. Below this are two writing sections: "Friendly People" and "Annoying People", each with a prompt and a "Type here" line. At the bottom is an "ABC Order" section with words to be numbered 1-8. The footer includes "Page 41" and "©Tanya G. Marshall--The Butterfly Teacher".

You also get

THESE ADDITIONS:

✓ Answer Keys

✓ Digital /
Google Version

✓ Black & White
Copies

COMING SOON! Will be added by
August 31st, 2023

LITERACY BUILDERS

3rd Grade

Name _____

Date _____

Antonym Answers

Write three words that mean the
OPPOSITE of large

Sizzlin' Sight Words

Write one sentence using both sight words
always exciting

Context Clues

Read the paragraph below and answer the
questions on the right.

Millie was furious! The crack on her iPad
screen went in a curved line from top to
bottom. "Who in the world did this?" she
asked herself. As she stormed down the
stairs, she noticed her 4-year old brother
Antonio hiding behind the couch. He nervously
looked over at her with tears in his eyes.
Millie's frustration transformed to
compassion. "Come here Tony..."

1 - Based on the clues from the text, what does
"furious" mean? _____

2 - Why was Antonio crying? _____

3 - What does the word "transformed" mean? _____

LITERACY BUILDERS

3rd Grade

Name _____

Date _____

Amazing Affixes

Add a prefix or a suffix to each word with a blank line to complete the story.

Today was the schoolwide Spelling Bee. Susan was worried that she would
spell the high _____ level words. She work _____ so hard to prepare
for this event. Normally, it would be _____ usual for her to be so nervous, but
she was feel _____ terrified today!

Homophone Matches

Draw lines to match each pair of homophones:

blew

hare

eight

blue

knight

hair

ate


night

LITERACY BUILDERS

Name _____

Picture Sentence

Write a complete sentence about the picture.



Plural and Irregular

Write the plural form of each

half _____ child _____

Rhyme Time

Write 4 words that
rhyme with blue:

LITERACY BUILDERS

Name _____

Poetry Power

Write a poem about your
favorite food.



Reading Rocket

Read the paragraph below and
answer the questions on the right.

Caleb missed seeing his friends so
much. He sat quietly staring out the
bedroom window as he twirled his
fidget spinner round and round. "I
bored out of my mind!" he thought
himself. He knew that the next time
mom told him to do...

Standards & Skills:

- ✓ Reading Comprehension
- ✓ Main Idea & Details
- ✓ Prepositions & Phrases
- ✓ Figurative Language
- ✓ Prefixes & Suffixes
- ✓ Phonics & Fluency
- ✓ Vocabulary in Context
- ✓ Punctuation Rules
- ✓ Parts of Speech
- ✓ Spelling Rules
- ✓ AND MORE!

LITERACY BUILDERS



3rd
Grade

Name: _____ Date: _____

Describing Power

Write about your favorite fruit to eat. Use at least four adjectives to describe this fruit.

Multiple Meanings

Circle the correct definition of the bold word in each sentence.

- 1 – The **pitcher** looked around carefully before throwing the ball.
 - baseball team player
 - a container used for pouring liquid
- 2 – My dad is going to **book** our flight to Hawaii soon!
 - written pages put together
 - to reserve in advance
- 3 – Ashely began to quickly **pound** the nail with the hammer.
 - a unit of weight
 - to hit very hard
- 4 – Sadly, Marcos was the **sole** survivor of the shipwreck.
 - one and only
 - bottom of your foot
- 5 – Tevin needed to **flag** down a taxi soon so that he could get to his meeting.
 - to signal for someone to stop
 - cloth used as a symbol


ABC Order

Put the words in ABC order by numbering them.

match _____ many _____ mountain _____
motor _____ mouth _____ million _____

A layout that provides you with flexibility!

The days of the week have been removed, which allows you the freedom to use these spiral review worksheets in a variety of ways. Students won't get bored with the options!

LITERACY BUILDERS  **3rd Grade**

Name _____ Date _____

Amazing Affixes
Add a prefix or a suffix to each word with a blank line to complete the story.

Today was the school-wide Spelling Bee. Susan was worried that she would _____ spell the high _____ level words. She work _____ so hard to prepare for this event. Normally, it would be _____ usual for her to be so nervous, but she was feel _____ terrified today!

Homophone Matches Draw lines to match each pair of homophones.

blew	hare	knight	hair
night	eight	ate	blue

The Main Idea
Read the paragraph. Then write the main idea on the lines.

Shelley knew she needed an umbrella for the field trip. They would be hiking, and it looked very cloudy outside. I want to eat Doritos for lunch today. Shelley grabbed her yellow umbrella and ran to the bus.

Which sentence is NOT related to the main idea.

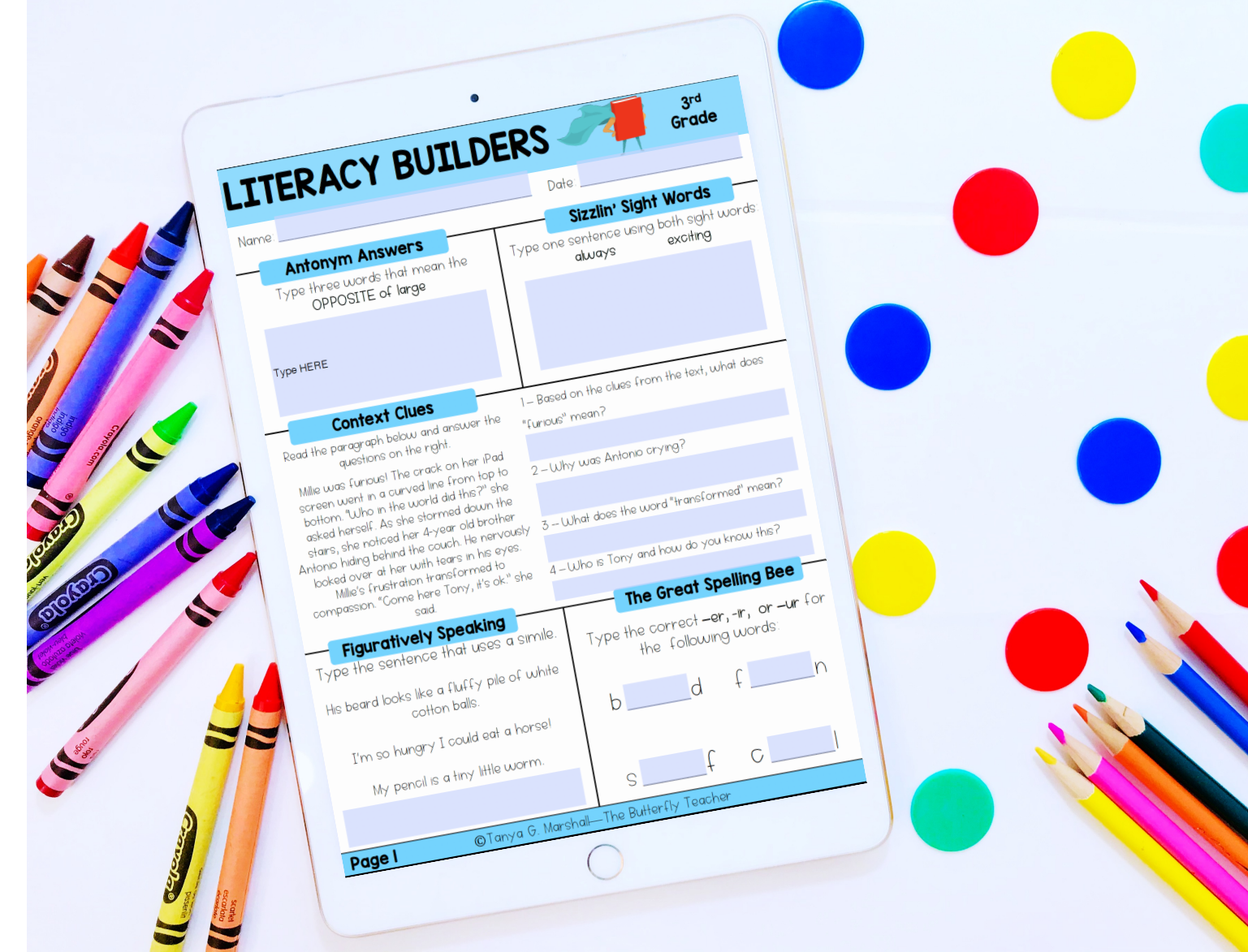
In The Past Write the past tense form of each word.

draw _____	think _____
drive _____	take _____
	bring _____

Page 3 ©Tanya G. Marshall--The Butterfly Teacher

★ 3rd Grade Teachers Are Saying:

- This was a **great review resource** that kids have been able to **do each day** to review skills we have learned throughout the year. -Marilu
- This is a **fantastic** resource. I am so impressed with the **quality** and the **rigor**. My students also loved the **technology component**. Thank you for taking the time to create this **useful tool!** -Emily
- A **fun** and **easy** resource to use at a **learning station** or as **homework**. -Sara
- My children **loved** this resource, so did I; it was very **easy to use** and **understand**. -April



Benefits For You:

- Just print and go--saves time!
- Helps you fill in learning gaps.
- Use year after year--get your money's worth.
- Works in so many situations.
- Printable & Digital 😊