

Back to School Read-Alouds

bundle

Companion Activities
for Popular Books

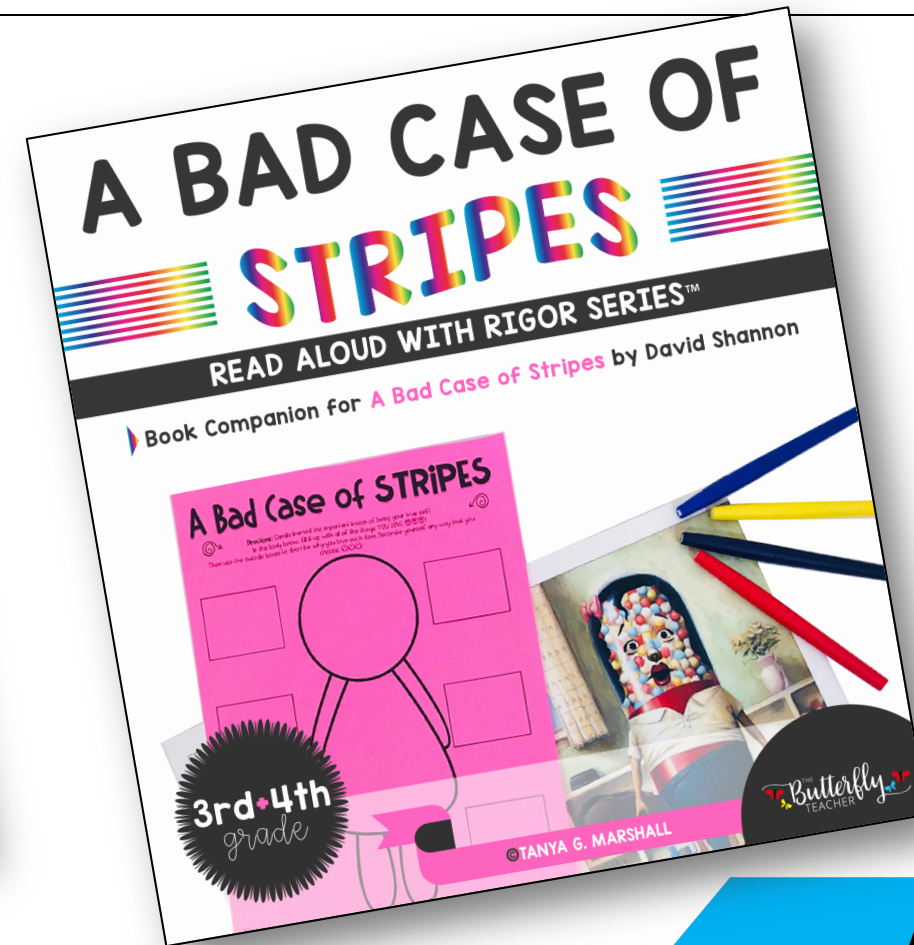
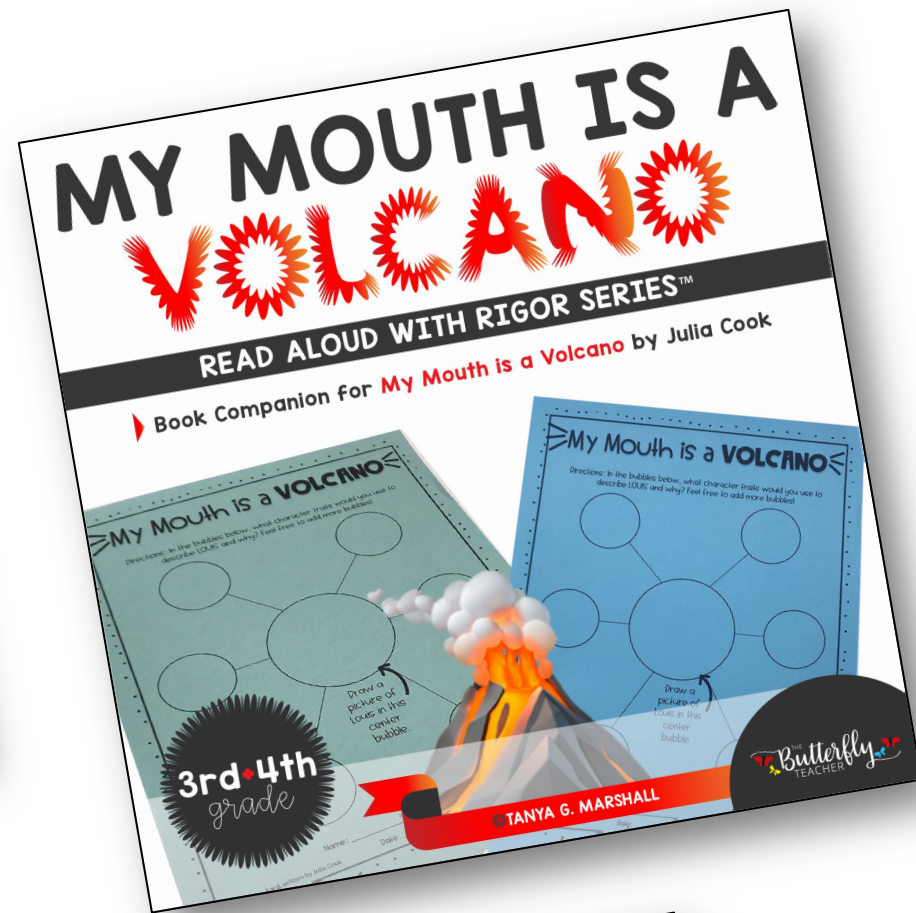
Printable + Digital

Standards-Aligned:
Upper Elementary

Practice +
Assessments Included



Aligned with these books:




Actual books NOT included.



Scroll to see BONUS book activities

Here are the **BONUS** book activities also included:

BACK-TO-SCHOOL CLASSROOM RULES





Your turn! Fill each box with rules you think we should and should NOT have in our classroom this year.

What NOT TO DO: RULES	What TO DO: RULES

©Tanya G. Marshall—The Butterfly Teacher NAME: _____

This SCHOOL year WILL BE THE BEST!



Write different things that you hope will happen in our classroom this year?	Write different things that you hope will happen with our online learning this year?
--	--

MARSHALL—THE BUTTERFLY TEACHER NAME: _____

The RECESS queen


We can learn a lot from Jean and Katie Sue about how to treat each when we are in school together.

Write behaviors and words that describe how each character behaved.

mean JEAN	katie SUE

NAME: _____

BACK-TO-SCHOOL ONLINE RULES




Your turn! Fill each box with rules you think we should and should NOT have during our online learning this year.

What NOT TO DO: RULES	What TO DO: RULES

Students can complete independently, with a partner or in a small group.

Designed to help you establish class procedures

Tattle TONGUE



NAME: _____

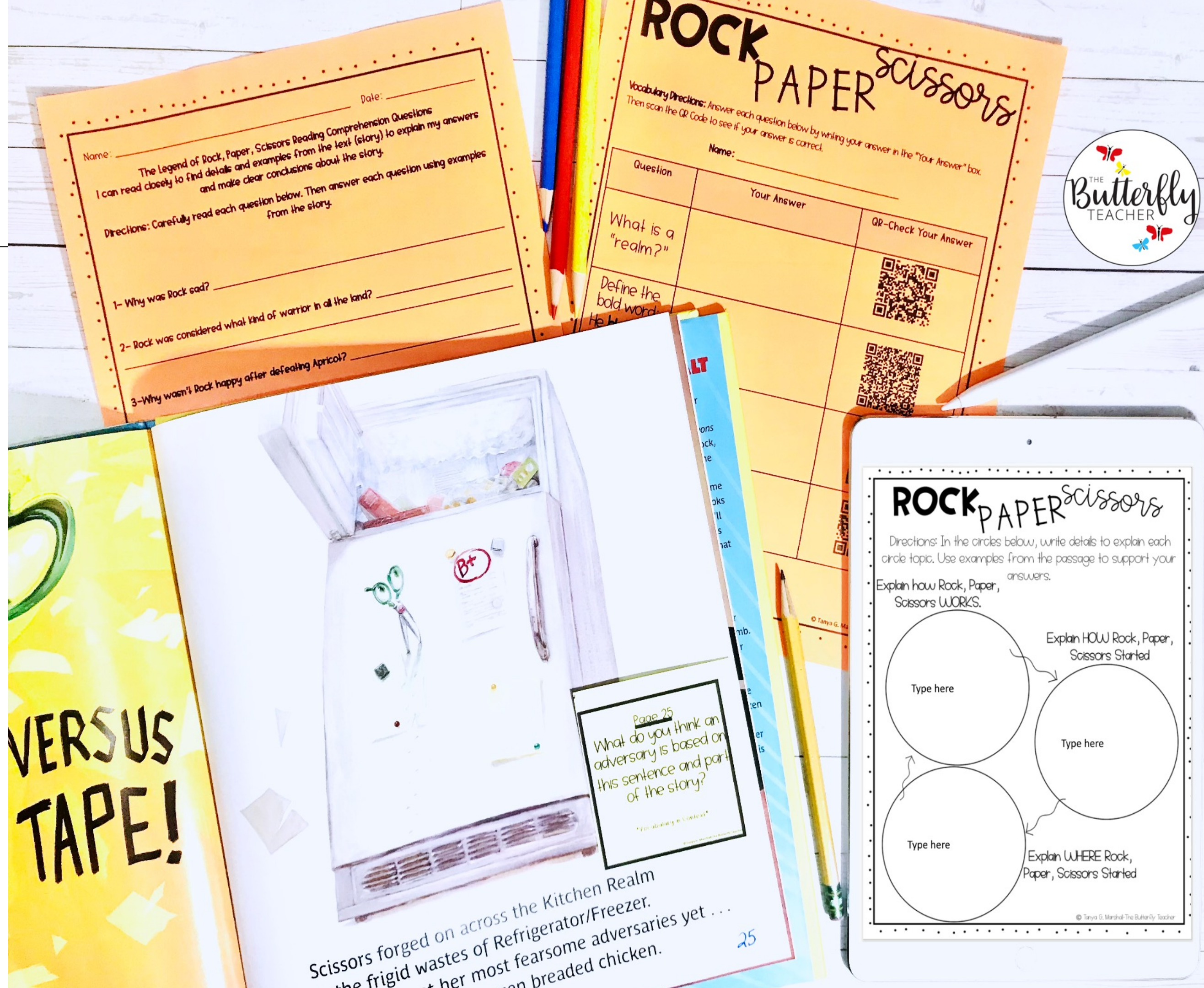
In the boxes below, write situations that you think would be tattling vs. reporting danger?

Tattling	Reporting

***Actual books are NOT included**

Why You'll Like These Reading Activities 🖱️

- ✓ Fun for students
- ✓ Easy to use
- ✓ Helps build relationships & set the tone during back to school



What digital versions do I get?

Google Slides

AND

Easel Activity

You get a direct copy link for the Google version.



Extras that help you *save time!*

- ✓ printable sticky note templates
- ✓ text-aligned questions
- ✓ Instructions for how to print on sticky notes also included!



Pages 4-5
Why do you think she's covered in rainbow stripes?
Prediction
Information from Illustrations

Pages 10-11
Can someone explain what "contagious" means?
Vocabulary In Context

Pages 12-13
Take a class vote: Who thinks this will cure Camilla? Who thinks that it will NOT work?
Feel free to ask your students to explain if you have time.
Prediction

Pages 20-21
How do you think Camilla is feeling

Page 1
What is Humpty known for?
Recall Information
Cite Text Evidence

Pages 5-6
• What things do you notice about the cereals?
• How do they change from top to bottom?
Information from Illustrations

Page 10
What "idea" do you think Humpty has on this page?
Inferencing

Pages 11-12
Does anyone know a word that means to keep trying and trying?
Think Aloud Vocabulary

go beyond back-to-school use

FIRST DAY jitters Pre-Reading Questions

1ST DAY 1ST DAY 1ST DAY 1ST DAY 1ST DAY 1ST DAY

Name: _____

Directions: Answer each question below. Do not share your answers with your neighbor.

1. Have you read or heard of this book before? _____

2. If so, what do you remember about it? _____

My Mouth is a Volcano ONLINE LEARNING

Directions: Learning together online is different than being together in the classroom, but the way we treat our classmates does not change. We should not interrupt or be mean to our friends online.

In each bubble below, write ways to show respect to each other online!

TYPEHERE

Name: _____

© Tanya G. Marshall-The Butterfly Teacher

- ✓ A Sub Letter
- ✓ Teaching Questions the sub can use to guide the read-aloud
- ✓ Print and go + easy digital use

Thank you for Subbing in my Class!

I really appreciate you for being available to sub in my class! Here you will find instructions for our read-aloud book and activity. Please feel free to leave me any comments below about the activity. Thanks again and Happy Reading!

From, _____

1-Read the book My Mouth is a Volcano by Julia Cook out loud to the students.
Additional Teacher Comments: _____

2-As you read, please go over the questions and comments on each sticky note throughout the book. As you listen to their responses, be sure to guide any misunderstandings that may come up. Also, please take note of any student that continues to show deep gaps, even with your guided help.
Additional Teacher Comments: _____

A variety of graphic organizers = deeper reading comprehension

Rock, Paper, Scissors: More Than Just an Easy Game!
I can go back to details and examples from a non-fiction passage to show my understanding.

Directions: In the circles below, write details to explain each circle topic. Use examples from the passage to support your answers.

Explain how Rock, Paper, Scissors WORKS. Explain HOW Rock, Paper, Scissors Started.

Name: _____ Date: _____

A Bad Case of STRIPES

Directions: In the bubbles below, give a lot of details to describe Camilla. Feel free to add more bubbles!

Draw a picture of Camilla in this center bubble.

Name: _____ Date: _____

My Mouth is a volcano

Vocabulary Directions: Answer each question below by writing your answer in the "Your Answer" box. It is ok to take your best guess based on how the words are used in the book.

Name: _____

Question	Your Answer	Page Where You Found Your Answer
What does it mean to "erupt"?		
If something is "important," what does that mean?		
What does "explode" mean?		

companion for book written by Julia Cook

The Bad Seed

Name: _____

Name all of the ways that 'the bad seed' had changed AFTER he landed under the bleachers.

Name all of the ways that 'the bad seed' had changed AFTER he decided to be good.

FIRST DAY jitters

Name: _____ Date: _____

Directions: Describe Sarah Jane Hartwell's feelings about the first day of school. Then color her picture.

Rock, Paper, Scissors Compare and Contrast
I can compare and contrast two different texts (stories) that are about the same topic. I can describe those differences and similarities clearly using evidence from the text.

Directions: In the Venn-Diagram below, write all the differences and similarities of the two Rock, Paper, Scissors texts.

Rock, Paper, Scissors Non-Fiction | Rock, Paper, Scissors Fiction Book

How They're the Same

Explain

A Bad Case of STRIPES

Directions: Camilla learned the important lesson of being your true self! In the body below, fill it up with all of the things YOU LOVE. Then use the outside boxes to describe why you love each item. Decorate yourself any way that you choose.

Jitter Jargon

Name: _____ Date: _____

Directions: Part 1—Sarah mentioned different feelings related to her "jitters" about the first day of school. Which phrases below relate to the word "jitters"? Cut and paste them in the speech bubble.

Part 2—Then write your own related words that mean the same as "jitters."

ROCK PAPER scissors

How The Game Works: In each sketch below, draw either rock, paper, or scissors in the small boxes. In the circle underneath those, draw a picture of who would win that battle. Then describe your sketches in the lined boxes on the left.

TEACHER GUIDE PAGE


Student answers will vary in these boxes. Just be sure your students are demonstrating an understanding of the concept of rock, paper, scissors in their sentences.

With Scissors vs. Rock, Rock wins

With Paper vs. Scissors, Scissors wins

With Paper vs. Rock, Rock wins

Answer Keys Included







wait! there's more...

AFTER THE fall

Vocabulary Directions: Answer each question below by writing your answer in the "Your Answer" box. It is ok to take your best guess based on how the words are used in the book. Then scan the QR Code to see if your answer is correct.

Name: _____

Question	Your Answer	QR-Check Your Answer
What is an accident?		
Define the underlined words: I eventually settled for watching the birds from the ground.		
If something is "odd," what does that mean?		
What does "terrified" mean?		

© Tanya G. Marshall-The Butterfly Teacher

A Bad Case of STRIPES

Vocabulary Directions: Answer each question below by writing your answer in the "Your Answer" box. It is ok to take your best guess based on how the words are used in the book.

Name: _____

Question	Your Answer	Page Where You Found Your Answer
What does it mean when you are trying to "impress" someone?		
Define the bold word: "Camilla began to fret about her appearance."		
If something is "bizarre," what does that mean?		
What does "sprouted" mean?		




Companion for book written by David Shannon Vocab Page 1 © Tanya G. Marshall-The Butterfly Teacher

- ✓ Engaging vocabulary activities
- ✓ Practice defining words in context
- ✓ Copies with and without QR Codes
- ✓ Great back-to-school morning work

My Mouth is a volcano

Vocabulary Directions: Answer each question below by writing your answer in the "Your Answer" box. It is ok to take your best guess based on how the words are used in the book. Then scan the QR Code to see if your answer is correct.

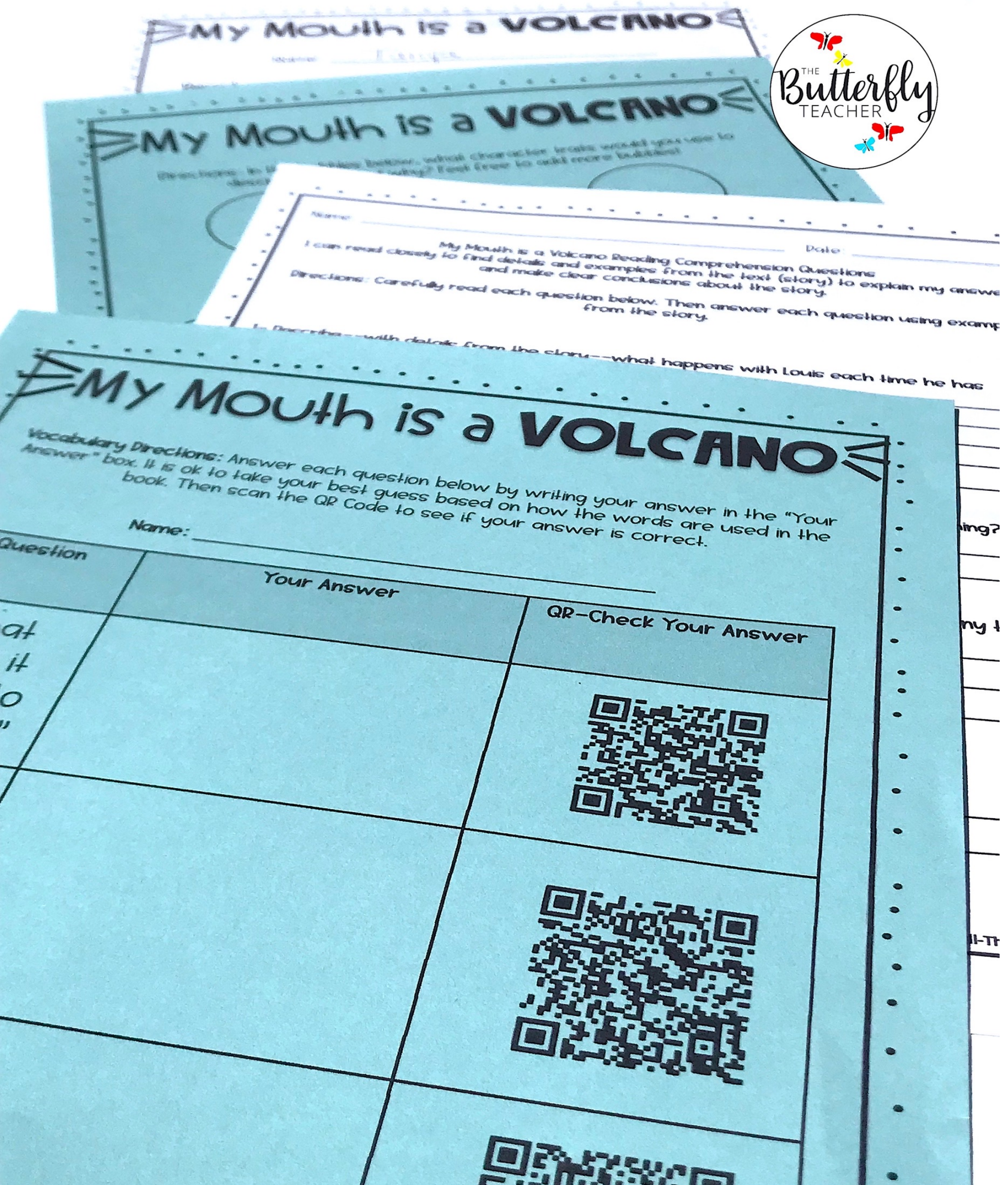
Name: _____

Question	Your Answer	QR-Check Your Answer
What does it mean to "erupt?"		
If something is "important," what does that mean?		
What does "explode" mean?		

Companion for book written by Julia Cook Vocab Page 1 © Tanya G. Marshall-The Butterfly Teacher



What Teachers Are Saying...



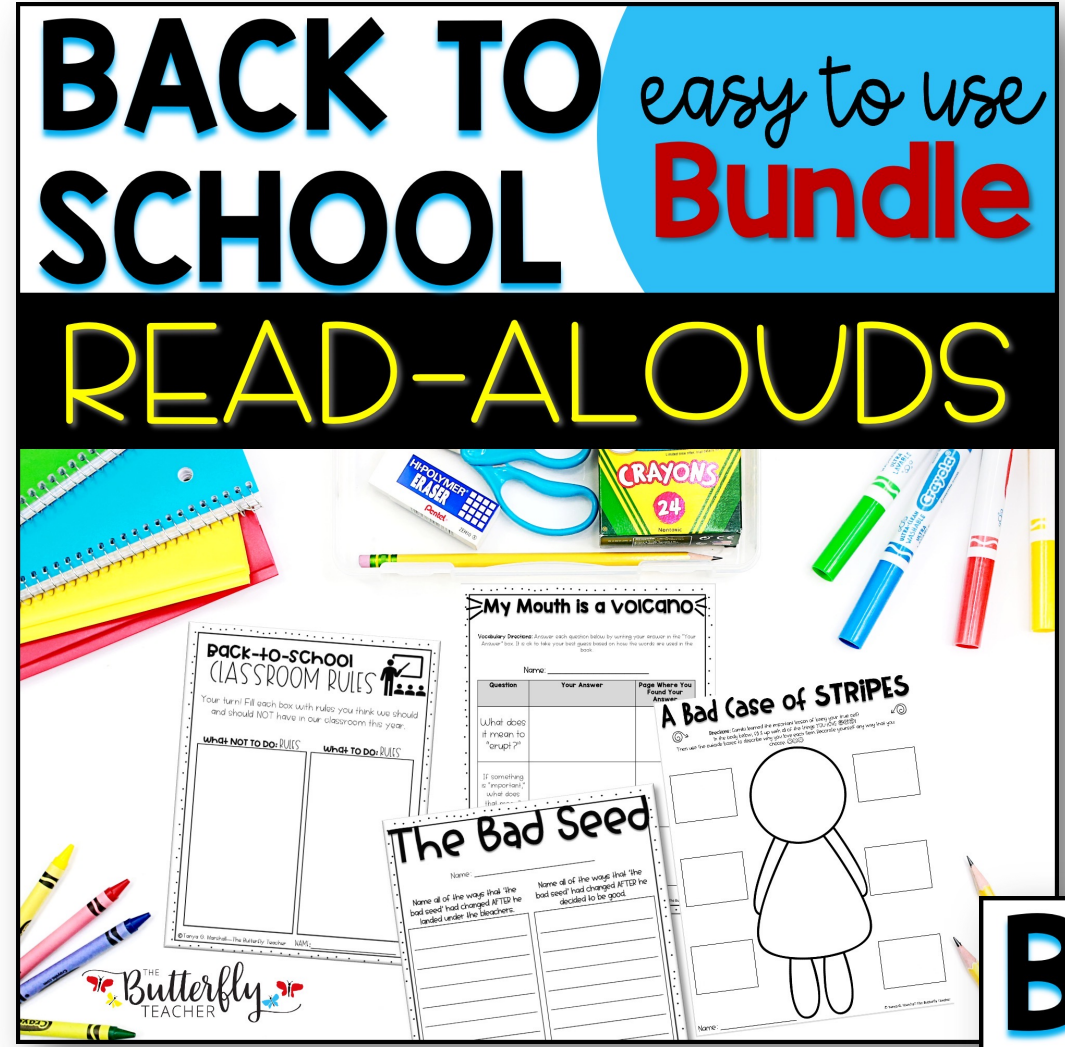
Thanks for this great resource! The handouts were very engaging, and the comprehension worksheets were great. Love the post-it note questions for the story as well. Saved me a lot of prepping for sure! Thank you! :) -Xen K.

I LOVED this bundle! The best thing was the printable post-it sheets for interactive read-alouds! The creator was very thorough. The planning and rigor for these lessons is evident. I am so glad I bought the bundle! - Angela

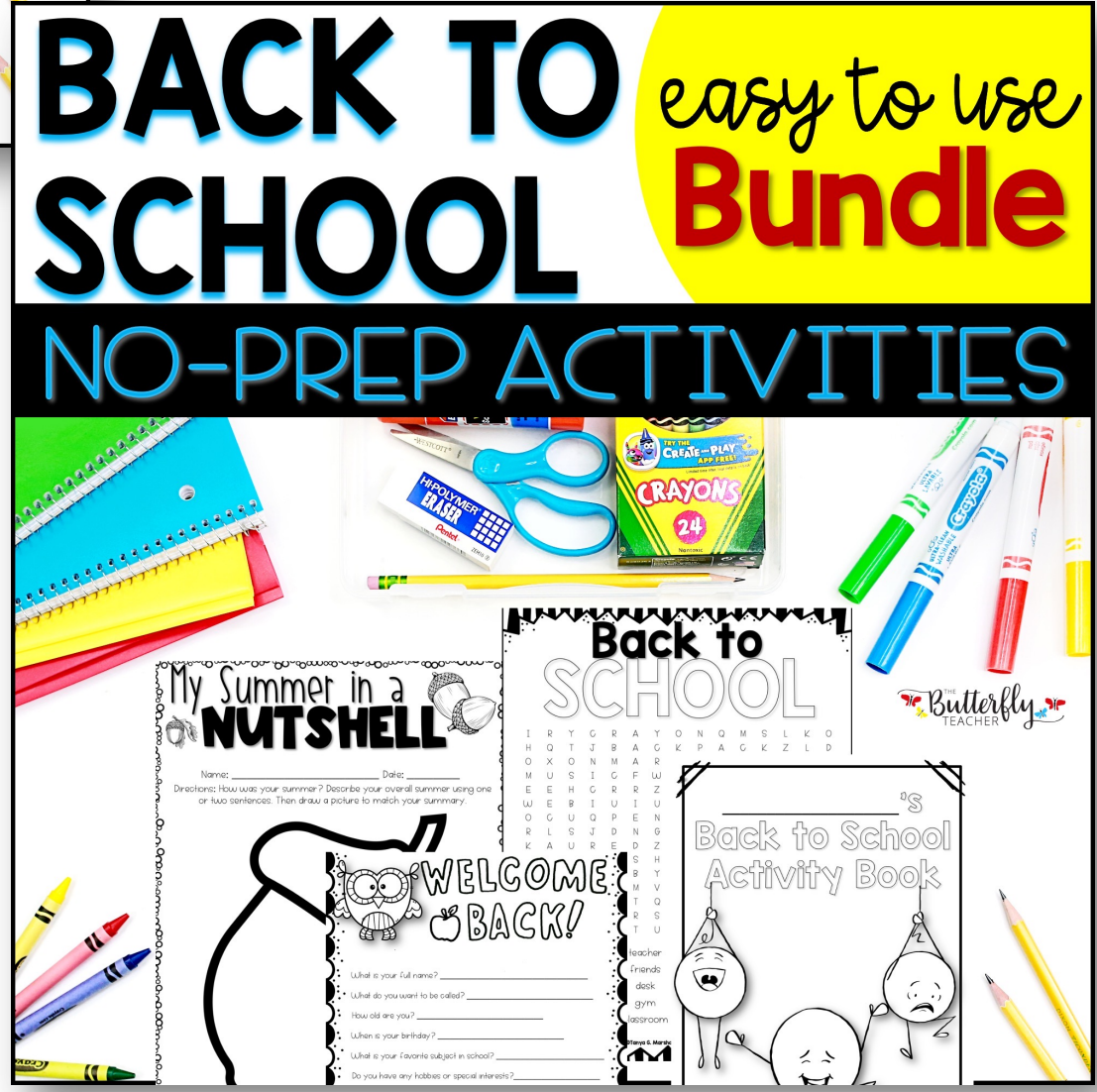
A nice easy start to the school year. My class was able to ease into work while starting school. -Penny



Your first month of school survival kits!



Both bundles make back-to-school a breeze.



✓ *Save Money!*

✓ *Transform Learning Beautifully!*



Click images for more

