



Haiku Poetry

writing set





Name: _____ Date: _____


"What Am I?" Haiku QR Code Cards

Directions: Scan each QR Code to see the haiku poem. Use the details from each poem to find the main idea. Then record the correct answer on your recording sheet.

1



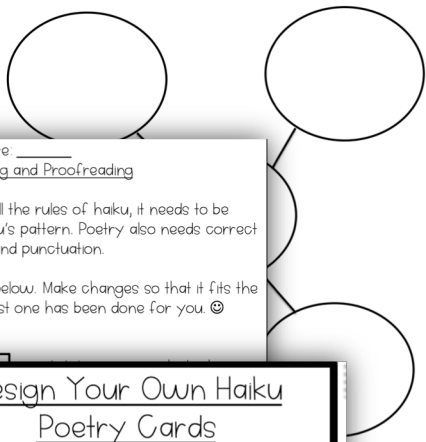
2



Name: _____ Date: _____

Writing Your Own Haiku: Planning Bubble Graph

Now that you've chosen your topic picture, brainstorm words and phrases that come to mind with this image. Write these in the bubbles below. Feel free to add more bubbles.






Name: _____ Date: _____

Writing Your Own Haiku: Planning Pictures

Choose one of the pictures below as the topic of your own nature haiku. Cut out the picture of your choice. Then glue it on your Planning Bubble Graph.

If you don't want to write about any of these things in nature, choose something else in nature to write about and draw it on your Planning Bubble Graph.

Name: _____ Date: _____

Haiku: Revising and Proofreading

When a poem doesn't fit all the rules of a haiku, it needs to be revised—changed—to fit a haiku's pattern. Poetry also needs correct spelling and punctuation.

Directions: Look at each haiku below. Make changes so that it fits the pattern of a haiku. The first one has been done for you. ☺

Name: _____ Date: _____

Find the Haiku

Directions: Read each haiku below. Circle any that DO NOT follow the pattern of a haiku. Then write the reasons WHY it isn't a haiku.

School is Cool
School is cool and fun.
I get along with everyone.
I must come back again.

The Haiku Snatcher
You better watch out!
There is a Haiku Snatcher.
He is on the loose.

Beautiful Spring
Colorful flowers
I see them in constant bloom
With the shining sun

Rain, Rain Go Away
So much sad rain
I can't stand it anymore
Rap, Tap, Tapping on my door
This is driving me crazy!

Now, go back to each poem above and write how many syllables are in each line. You don't have to write the syllables for the titles.

Design Your Own Haiku Poetry Cards

For the following cards, create your own haiku poetry cards. You can use the haiku information cards and your rubric as a guide. Finally, draw a picture to match your haiku. Write your name on the back of the card you design.

| QR Code Card | Your Answer: A, B, C, or D | Correct Answers: |
|--------------|----------------------------|------------------|
| 1 | | |
| 2 | | |
| 3 | | |
| 4 | | |
| 5 | | |
| 6 | | |

How Can I Remember All This?!

Here's a Haiku to help you remember the pattern of a haiku!

The first line has five.
The second line has seven.
The third line has five.

And that is a haiku!

CCSS Aligned
Grades 2-4



Tanya G. Marshall

This Resource Contains:

- Haiku Information Cards with
 - Sample Haiku Poems
- 3 Haiku Practice Worksheets
- Planning Bubble Graph—Colored and Black & White Copies
 - Rough Draft & Final Copy Writing Templates
- Haiku Starter Images —Colored and Black & White Copies
 - “What Am I?” Haiku Activity with QR Codes
- Student Response Sheets, Answer Keys & Grading Rubrics
- Printable Bulletin Board Letters- “Haiku Poetry”—2 Different Sizes of Letters
- Extension / Bonus Task Cards for Haiku Poetry

What Is a Haiku?

What sound do you make when you sneeze?
Ah-choo! Well this rhymes with Haiku!

A Haiku is a special type of poem that comes from Japan and they are usually about nature.

It doesn't rhyme like other poems, but it does have something else unique about it. 😊

©Tanya G Marshall, The Butterfly Teacher


What Is Special About a Haiku?

Haiku poems always have only 3 lines!

Each line has a pattern to it. The pattern goes like this:

The first line has 5 syllables
The second line has 7 syllables
The third line has 5 syllables

Do you remember the meaning of a syllable?



©Tanya G Marshall, The Butterfly Teacher

Name: _____ Date: _____

Find the Haiku

Directions: Read each haiku below. Circle any that DO NOT follow the pattern of a haiku. Then write the reasons WHY it isn't a haiku.

School is Cool

School is cool and fun.
I get along with everyone.
I must come back again.

The Haiku Snatcher

You better watch out!
There is a Haiku Snatcher
He is on the loose.

Beautiful Spring

Colorful flowers
I see them in constant bloom
With the shining sun

Rain, Pain Go Away

So much sad rain
I can't stand it anymore
Rap, Tap, Tapping on my door
This is driving me crazy!

Now, go back to each poem above and write how many syllables are in each line. You don't have to write the syllables for the titles.

Name: _____

Date: _____

Can You Spot a Haiku?

Directions: Read each haiku poem below. Based on the clues you see, decide what the poem is about, then circle in the correct answer.

1

Red, blue, white flashes
Whipping in the stiff spring breeze
Oh Say Can You See

- A. Roses
- B. Cars
- C. American Flag
- D. Birds

2

Sturdy, orange and round
Growing in the field outside
The symbol of Fall

- A. Oranges
- B. Pumpkins
- C. An Apple
- D. Leaves

3

Leaping and hopping
Green, slimy Ribbit, ribbit!
Enjoying its flies

- A. Frog
- B. Alligator
- C. Bunny
- D. Leprechaun

4

King of the Jungle
Fiercely roaring on its way
The pride of the pack

- A. Dog
- B. Shark
- C. Elephant
- D. Lion

5

Swimming in its school
Tropical and colorful
Living in the reef

- A. Dolphins
- B. Fish
- C. Children
- D. Tadpoles

"What Am I?" Haiku QR Code

Cards

Directions: Scan each QR Code to see the haiku poem. Use the details from each poem to find the main idea. Then record the correct answer on your recording sheet.



Directions: Scan the QR Code to see each haiku. Then write your answer on the recording sheet below.

| QR Code Card | Your Answer: A, B, C, or D | Correct Answers: |
|--------------|----------------------------------|------------------|
| 1 | | |
| 2 | | |
| 3 | | |
| 4 | | |
| 5 | | |
| 6 | | |
| Name: _____ | | |

©Tanya G Marshall

The actual set-up in the resource lists these on separate pages.

They've been combined to showcase a sample for this preview.

Name _____ Title of Haiku: _____

| Points Earned | Points Possible | Expectations | Comments |
|---------------|-----------------|--|----------|
| | 2 | I have a title on my Haiku poem. | |
| | 3 | All of my sentences focus on one subject and address the title. | |
| | 3 | My haiku poem has 3 lines. | |
| | 3 | The first line of my poem has 5 syllables. | |
| | 3 | The second line of my poem has 7 syllables. | |
| | 3 | The third line of my poem has 5 syllables. | |
| | 3 | My poem has an illustration that matches the topic of my haiku poem and it has been colored appropriately. | |
| | 5 | My poem contains no spelling or grammar errors. | |
| | 25 | Total | |

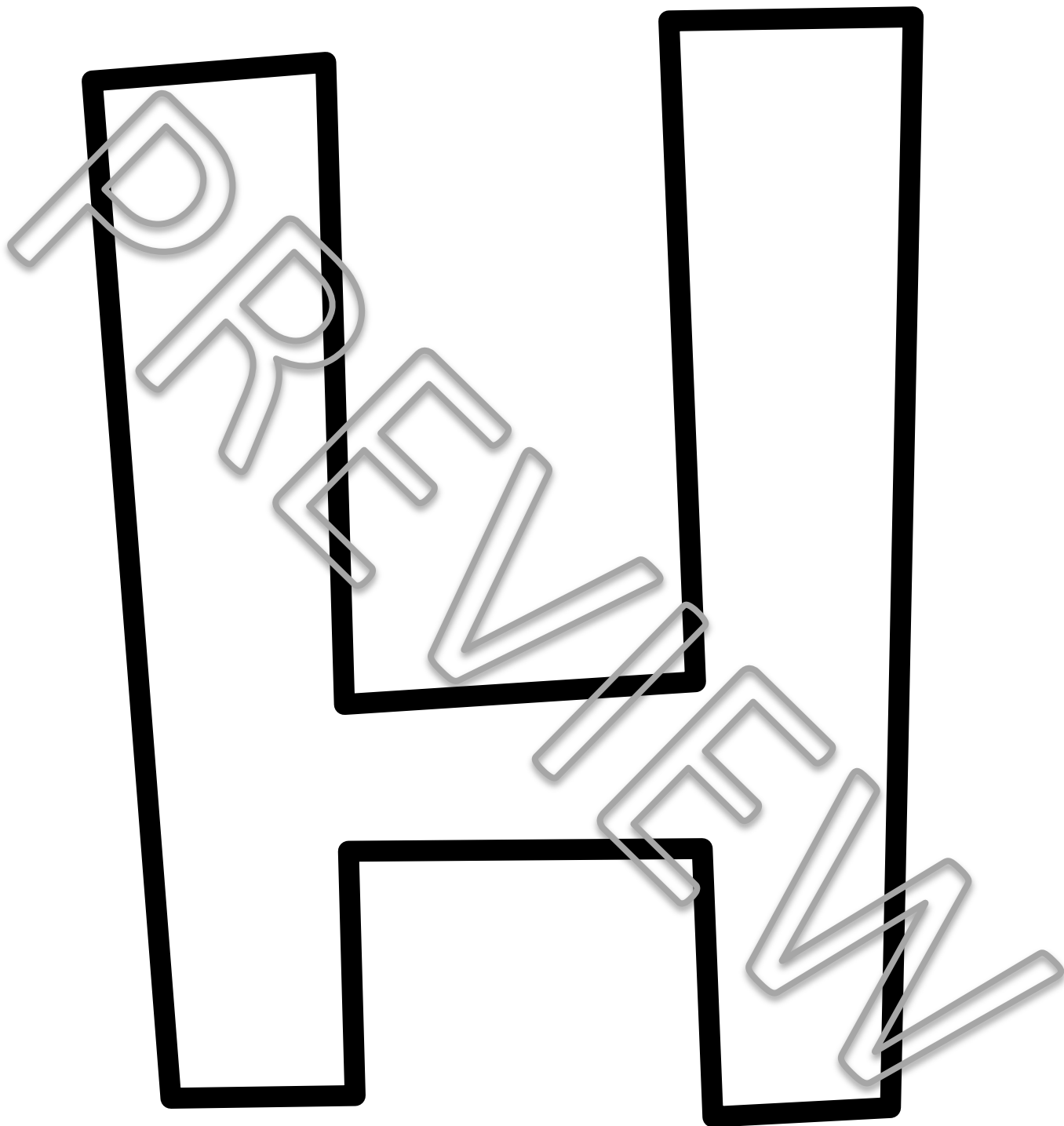
©Tanya G. Marshall

The actual set-up in the resource lists these on separate pages. They've been combined to showcase a sample for this preview.


Design Your Own Haiku Poetry Cards

For the following cards, create your own haiku poetry cards.

You can use the haiku information cards and your rubric as a guide. Feel free to draw a picture to match your poem. Write your name on the back of each card you design.



Printable letters spell out "Haiku Poetry"
2 Different Sizes Included to fit any bulletin board.





THANK YOU SO MUCH!

I hope this resource serves your needs well. If you liked my work, please consider leaving **FEEDBACK** and **FOLLOWING** me for updates, ideas, and freebies! ☺

STORE



BLOG



INSTAGRAM



FACEBOOK



PINTEREST



MORE CLASSROOM GOODIES...

Work Request Notes

Great to use with:

- TA's & Para-Pros
- Classroom Volunteers
- Room Moms & Dads
- And more ☺

© Tanya G. Marshall

FREE Black History Month Biography
Abraham Lincoln

© Tanya G. Marshall

Daily Grammar Strips

For the entire school year!!

CCSS Aligned for Grades 3rd-6th

- Great For
- Interactive Notebooks
- Homework/Classwork
- Centers/Small Groups

© Tanya G. Marshall

weekly Paragraph Editing Set

Grades 4-5 * CCSS Aligned

© Tanya G. Marshall

The Golden Rule
Character Education/Classroom Management

For Multiple Grade Levels

- Color and Black & White Copies
- Cloze Writing Pages Included

© Tanya G. Marshall

Black History Month Biographies

© Tanya G. Marshall

CREDITS AND SPECIAL THANKS TO...



shutterstock



WWW.THEBUTTERFLYTEACHER.COM