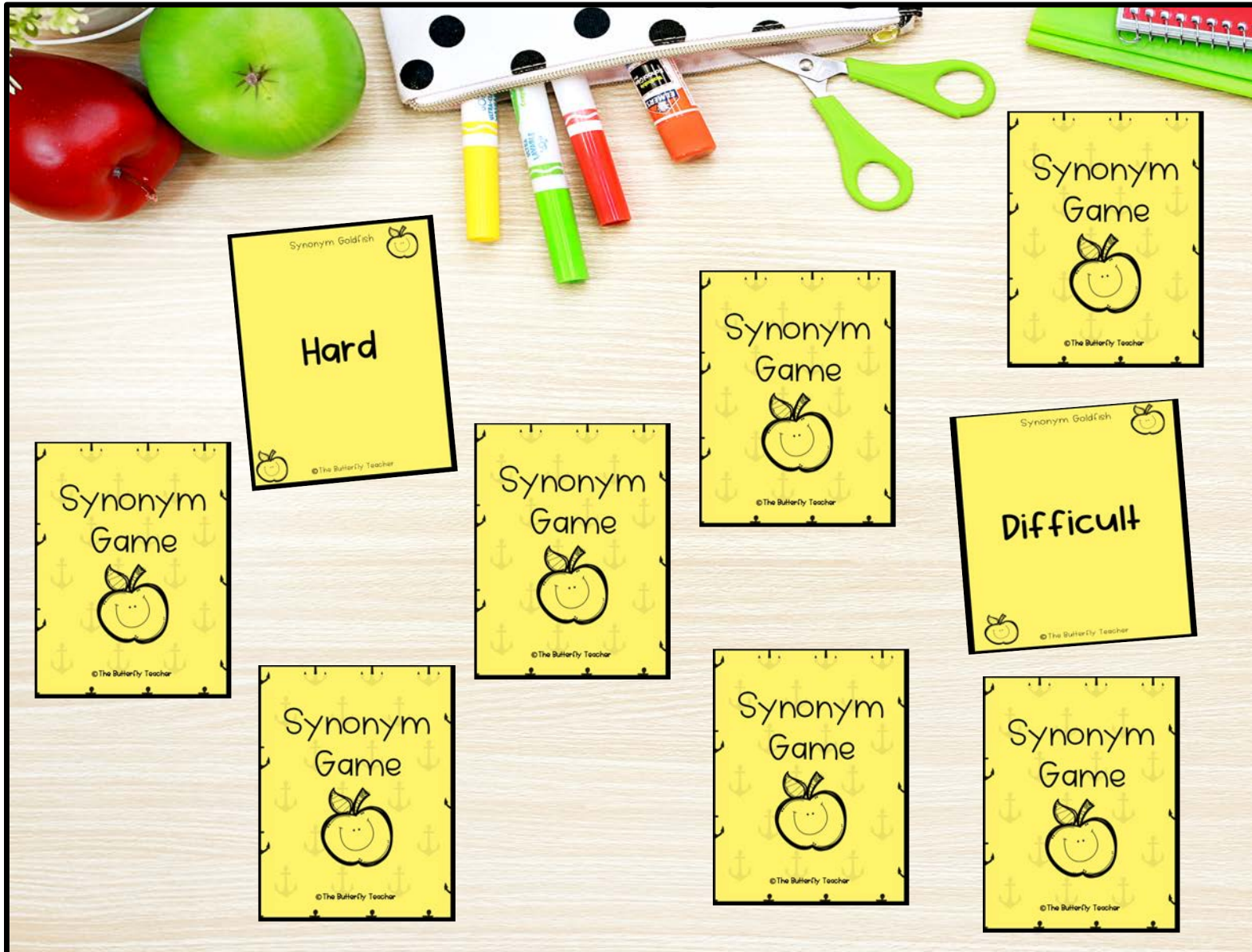


ELA CARD GAMES



8 Different Card Games

2 Game Versions for Each Card Set


Student Direction Pages Included

Hands-on FUN!!

What ELA Skills Does This Cover?

A Card Game for Each ELA Skill:


- Irregular Nouns
- Homophones
- Synonyms
- Antonyms
- Contractions
- Verb Types AND Verb Tenses
- Prefixes & Suffixes (Affixes)



How Are The Games Played?

Go-Fish or Partner Game Style


"GO-FISH" GAMES RULES



Place all the cards facedown.
Start with the player who is the youngest. Each player will turn over the cards two at a time to try and find words that match. When you find a match, you DO NOT immediately get to go again. The next player will try to find a match. The game keeps going until there are no cards left. The player with the most matches wins.

©Tanya G. Marshall--The Butterfly Teacher

PARTNER GAMES RULES




- The player who is the oldest deals the cards first. Each player gets 7 cards.
- Place the rest of the cards in a pile face down. See if you have any matches already in your hand and place those down in front of you.
- Then each player pulls one card at a time from the deck and places it down for both players to see. The player who has a match can claim that card. If no one has a match, the player who pulled the card keeps it.
- Continue to take turns pulling a card until the middle pile is empty. The person with the most matches wins.

©Tanya G. Marshall--The Butterfly Teacher

Student Direction Pages

⚠️ WARNING: These Cards Games Are A LOT of FUN! 😄



No digital version

Editable-PLUS Blank Sets Included

See next page

3rd-5th Grade Aligned

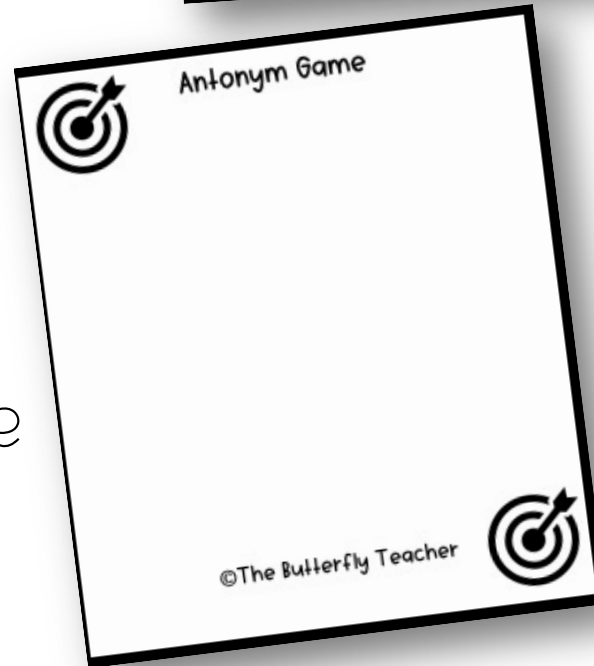
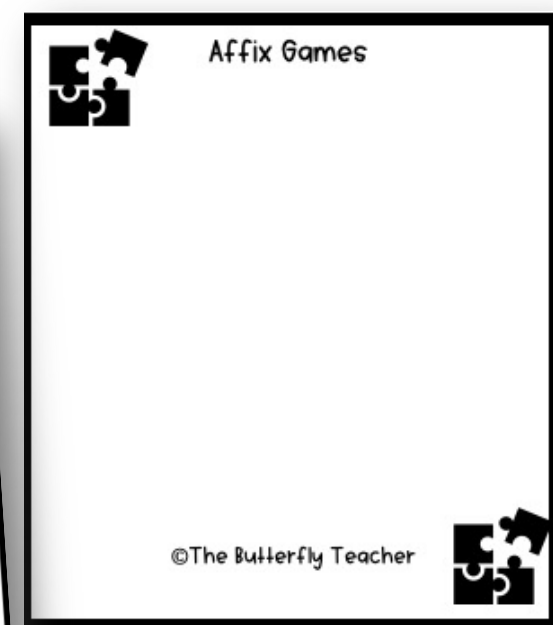
Use in a variety of ways

What are the blank sets for?

The blank copies provide a built-in early finisher activity.

Students write new words to play even more rounds.

This means you can use these cards games all year long!



Different icons makes it easy to tell them apart!