

**CHALLENGE DIRECTIONS:**  
 ➤ CHOOSE A READING CHALLENGE BOOKMARK

**ARE YOU UP FOR A  
 SPRING READING  
 challenge???**

Bookmark Reading Challenge Chart	Student Name	Bookmark 1	Bookmark 2	Bookmark 3	Bookmark 4	Bookmark 5	Bookmark 6	Bookmark 7	Bookmark 8	Bookmark 9
1										
2										
3										
4										
5										
6										
7										
8										
9										
10										
11										
12										
13										
14										
15										
16										
17										
18										
19										
20										
21										
22										
23										

**READING BOOKMARK challenge**  
 Color in each picture once you complete the reading assignment.  
 Name: \_\_\_\_\_

Read three books or stories.

Read for 30 minutes.

Take turns reading with a partner.

Read near the beach —OR— read about the beach.

Read something funny.

© TANYA G MARSHALL, THE BUTTERFLY TEACHER

**READING BOOKMARK challenge**  
 Color in each picture once you complete the reading assignment.  
 Name: \_\_\_\_\_

Read a book or story about insects.

Read a book or story about Easter.

Read before, during, or after eating pizza.

Read a book or story about people working together.

Read after brushing your teeth.

**READING BOOKMARK challenge**  
 Color in each picture once you complete the reading assignment.  
 Name: \_\_\_\_\_

Read a book or story about planets or about Earth.

Read a book or story about farm animals.

**READING BOOKMARK challenge**  
 Color in each picture once you complete the reading assignment.  
 Name: \_\_\_\_\_

Read after taking a shower or bath.

Read about Spring.

Read a book or story with flowers in it.

Read on a tablet, iPad, phone, or other electronic device.

Read about life in another country.

Read about rabbits —OR— Read a book/story with rabbits in it.

Read a brochure or menu.

Read while riding a plane —OR— read a story with a plane in it.

Read while eating some fruit.

Read any nonfiction book or story of your choice.

Read the biography of an inventor.

Read while sitting in your favorite chair.

Read the biography of a famous woman in history.

Read about Cinco de Mayo.

Read on a rainy day.

© TANYA G MARSHALL, THE BUTTERFLY TEACHER

- SPRING CHALLENGE SIGNS WITH STUDENT DIRECTIONS (ALL EDITABLE)
- CERTIFICATES IN COLOR AND BLACK & WHITE (ALSO EDITABLE)
- 9 WEEKS OF SPRING READING BOOKMARKS
- RECORD KEEPING CHART FOR TEACHERS

I completed **THREE WEEKS** of Spring Reading bookmark challenges.

**READING REWARD**

I completed **SIX WEEKS** of Spring Reading bookmark challenges.

**READING DOCKEETER**

I completed **NINE WEEKS** of Spring Reading bookmark challenges.

**READING ROCKSTAR**

THE Butterfly TEACHER



# WAYS TO USE THESE READING CHALLENGES

**SUGGESTED IDEA #1:** This resource has one set of bookmarks that are not numbered. I print several of these out, but I don't cut them apart. I leave them in a basket that is easily accessible to students. The basket is labeled, "Are You Up For A Spring Reading Challenge?" Students complete the bookmarks at their own pace. For each bookmark that students complete and cut out, they drop it in a small box that I also have in the classroom. At the end of every month, I pull out the completed bookmarks and give out prizes to students who completed the challenges.



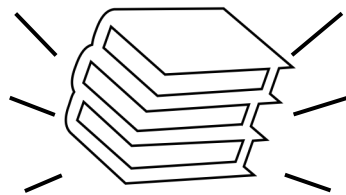
**SUGGESTED IDEA #2:** You can also use this resource for Spring holiday breaks outside of school. I am always looking for ways to encourage my students to read while at home. Having fun challenges prevents them from saying, "I don't know what to read!" or "Reading is boring!" Each challenge gives them interesting reading ideas with a variety of ways to fulfill them. Students who come back from Spring break with completed bookmarks also earn the certificate and a fun extra prize to go with it.

TEACHER DIRECTIONS: PRINT THESE ON CARDSTOCK FOR DURABILITY TO LAST UNTIL STUDENT FINISHES THE CHALLENGE. THIS SET IS NOT NUMBERED SO STUDENTS CAN COMPLETE THESE IN ANY ORDER.

# READING BOOKMARK challenge



Color in each picture once you complete the reading assignment.

Name: \_\_\_\_\_



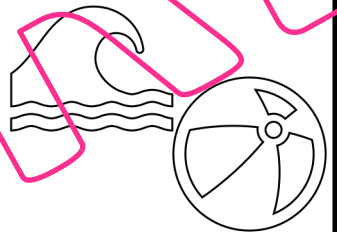
Read three books or stories.

Read for 30 minutes.



Take turns reading with a partner.

Read near the beach —OR— read about the beach.



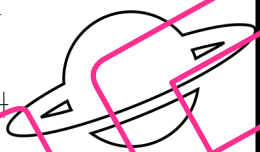
Read something funny.

# READING BOOKMARK challenge

Color in each picture once you complete the reading assignment.


Name: \_\_\_\_\_

Read a book or story about planets or about Earth.



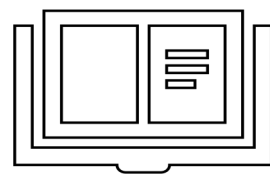
Read while wearing a green shirt.

Read while eating popcorn —OR— read while eating your favorite snack.



Read about money.

Read a magazine.





# READING BOOKMARK challenge

Color in each picture once you complete the reading assignment.



Name: \_\_\_\_\_

Read a book or story about farm animals.



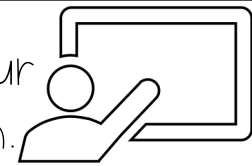
Read at night.

Read while wearing a lucky hat or your favorite hat.



Read near a garden —OR— read about a garden.

Read in your classroom.




TEACHER DIRECTIONS: PRINT THESE ON CARDSTOCK FOR DURABILITY TO LAST UNTIL STUDENT FINISHES THE CHALLENGE. THIS SET IS NUMBERED SO STUDENTS SHOULD COMPLETE THESE IN ORDER

# READING BOOKMARK challenge 7

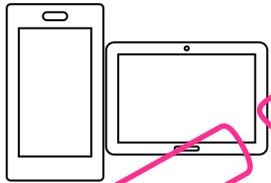
Color in each picture once you complete the reading assignment.

Name:

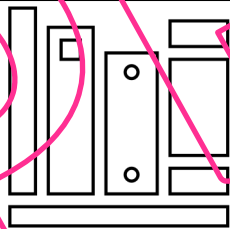
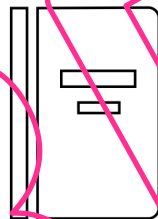


Read after taking a shower or bath.

Read on a tablet, iPad, phone, or other electronic device.




Read a brochure or menu.



Read any nonfiction book or story of your choice.

Read while sitting in your favorite chair.



# READING BOOKMARK challenge 8

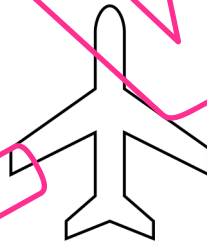
Color in each picture once you complete the reading assignment.

Name:

Read about Spring.




Read about life in another country.



Read while riding a plane —OR— read a story with a plane in it.

Read the biography of an inventor.



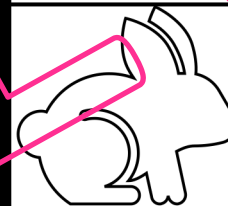

Read the biography of a famous woman in history.

# READING BOOKMARK challenge 9

Color in each picture once you complete the reading assignment.


Name:

Read a book or story with flowers in it.



Read about rabbits —OR— Read a book/story with rabbits in it.

Read while eating some fruit.



Read about Cinco de Mayo.



Read on a rainy day.







I appreciate your interest in this resource!

THANK YOU SO MUCH!

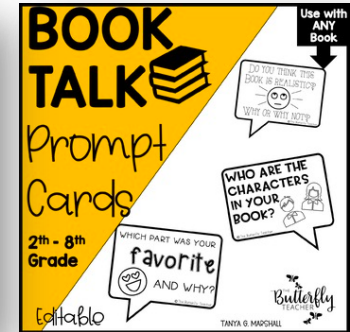
LET'S STAY CONNECTED!



Please consider following me on Teachers Pay Teachers for first dibs on all the goods! Click [HERE](#)



Here are two more fun reading resources that I think your students will enjoy!



CREDITS AND SPECIAL THANKS TO...

