

Literacy Centers

CHOICE BOARDS

PRINTABLE & DIGITAL



LITERACY CENTERS Choice board

Directions: You MUST complete the shaded centers first! Then you can complete the other centers in any order you want. All centers are due at the end of this week. ©

WORD WORK center
Name of Center You Completed Today: _____
Date: _____
Partner's Name: _____
If No Partner, Check Here: _____

INDEPENDENT READING center
Name of Book You Read Today: _____
Pages Read: _____
Circle your book type:
Fiction Non-Fiction
Date: _____

GRAMMAR GAME center
Name of Center You Completed Today: _____
Date: _____
Partner's Name: _____
If No Partner, Check Here: _____

Literacy Centers choice board

Directions: You MUST complete the shaded centers first! Then you can complete the other centers in any order you want. All centers are due at the end of this week. ©

WORD WORK center
Name of Center You Completed Today: _____
Date: _____
Partner's Name: _____
If No Partner, Check Here: _____

INDEPENDENT READING center
Name of Book You Read Today: _____
Pages Read: _____
Circle your book type:
Fiction Non-Fiction
Date: _____

LISTENING center
Name of Story You Listened To Today: _____
Date: _____
Pages Completed (if pages were listed): _____
Circle your story type:
Fiction Non-Fiction

MAGAZINE center
Name of Magazine You Read Today: _____
Name of Articles You Read: _____
Date: _____

TECHNOLOGY center
Circle which one you used today:
Computer Laptop iPad
Name of App You Used: _____

WRITING center
Name of Center You Completed Today: _____
Date: _____
Partner's Name: _____

LITERACY CENTERS Choice board


Directions: You MUST complete the shaded centers first! Then you can complete the other centers in any order you want. All centers are due at the end of this week. ©

WORD WORK center
Name of Center You Completed Today: _____
Date: _____
Partner's Name: _____
If No Partner, Check Here: _____

INDEPENDENT READING center
Name of Book You Read Today: _____
Pages Read: _____
Circle your book type:
Fiction Non-Fiction
Date: _____

PARTNER READING center
Name of Book You Read Today: _____
Pages Read: _____
Circle your book type:
Fiction Non-Fiction
Date: _____

WRITING center
Name of Center You Completed Today: _____
Date: _____
Partner's Name: _____
If No Partner, Check Here: _____
Completed all my centers with my best work: _____

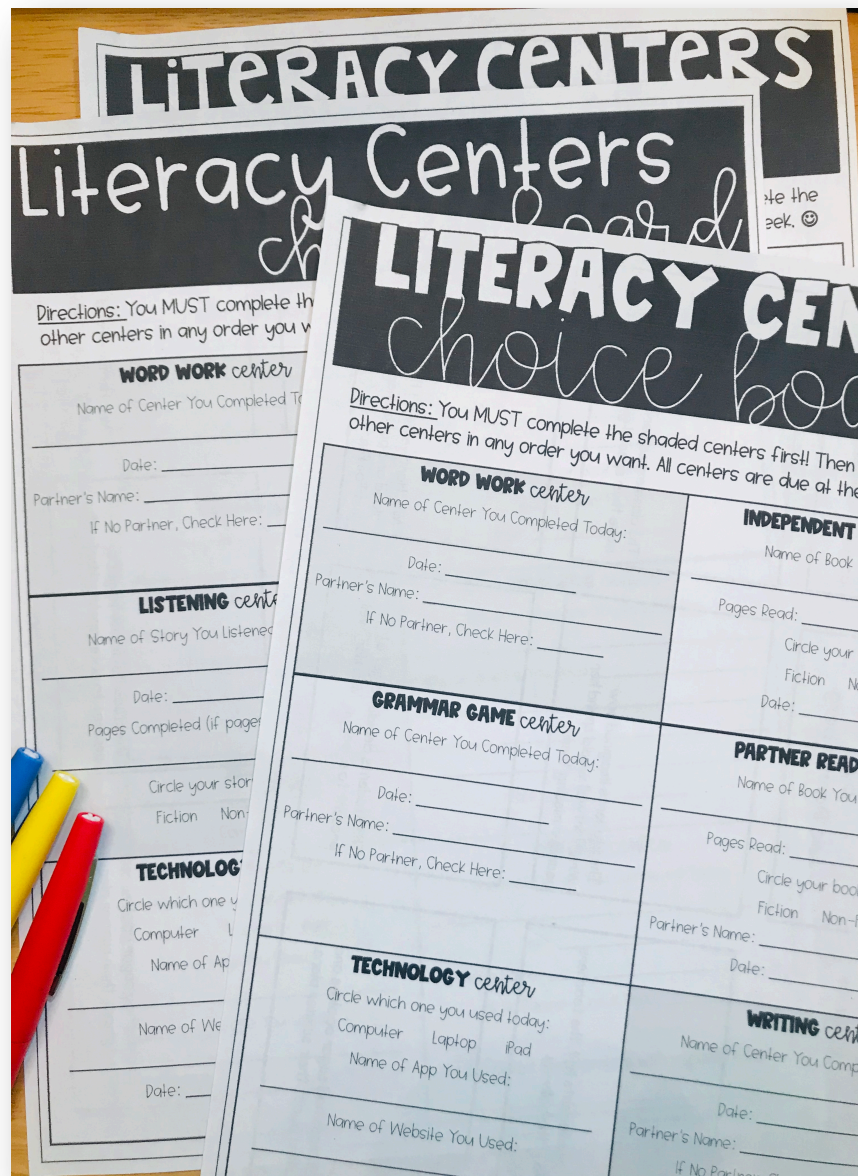


BY TANYA G. MARSHALL

WHAT THIS RESOURCE contains:



- 28 Printable Choice Board Templates for Literacy Centers
- Editable Choice Board Templates
- Step-by-Step Guide on how to use Choice Boards for Center Management
- Step-by-Step Instructions on how to Edit your Choice Boards





PRINTABLE

LITERACY CENTERS choice board

Directions: You MUST complete the shaded centers first! Then you can complete the other centers in any order you want. All centers are due at the end of this week. ©

WORD WORK center Name of Center You Completed Today: Date: _____ Partner's Name: _____ If No Partner, Check Here: _____	INDEPENDENT READING center Name of Book You Read Today: Pages Read: _____ Circle your book type: Fiction Non-Fiction Date: _____
GRAMMAR GAME center Name of Center You Completed Today: Date: _____ Partner's Name: _____ If No Partner, Check Here: _____	MAGAZINE center Name of Magazine You Read Today: Name of Articles You Read: Date: _____
TECHNOLOGY center Circle which one you used today: Computer Laptop Pad Name of App You Used: Name of Website You Used: Date: _____	WRITING center Name of Center You Completed Today: Date: _____ Partner's Name: _____ If No Partner, Check Here: _____ I completed all my centers with my best work: _____

©Tanya G. Marshall-The Butterfly Teacher

TIPS Choice Boards + literacy centers

Some students will struggle with this system. Especially those with learning and behavior issues.

That doesn't mean you have to throw the entire idea out of the window!

Try these tips below with students who need extra help with using choice boards:

- Decrease the amount of choices from six boxes to four.
- Number the boxes in the order they should complete them. Although this doesn't give students who struggle the same freedom with their boards, it does allow them a chance to move from one center to the next independently. When they "choose" to follow this instruction, they can be trusted with more choices later.
- Assign responsible, caring students to be "Center Buddies." Give them the exact same choice board to complete together that week. These students should obviously get along with one another while remaining on task.
- Make your centers super easy to access. So when students choose a center from their choice board, they can quickly get started. Complicated transitions and too much idle time leads to student misbehavior.
- Practice, Practice, Practice! Using choice boards to run your literacy centers will work if you patiently and consistently train students.

I NEED MORE DETAILS THAN THIS!

I have more detailed posts on literacy centers & choice boards available on my website www.thebutterflyteacher.com

Page 6

©Tanya G. Marshall-The Butterfly Teacher

LITERACY CENTERS choice board

Directions: You MUST complete the shaded centers first! Then you can complete the other centers in any order you want. All centers are due at the end of this week. ©

WORD WORK center Name of Center You Completed Today: Date: _____ Partner's Name: _____ If No Partner, Check Here: _____	INDEPENDENT READING center Name of Book You Read Today: Pages Read: _____ Circle your book type: Fiction Non-Fiction Date: _____
GRAMMAR GAME center Name of Center You Completed Today: Date: _____ Partner's Name: _____ If No Partner, Check Here: _____	PARTNER READING center Name of Book You Read Today: Pages Read: _____ Circle your book type: Fiction Non-Fiction Partner's Name: _____ Date: _____
TECHNOLOGY center Circle which one you used today: Computer Laptop Pad Name of App You Used: Name of Website You Used: Date: _____	WRITING center Name of Center You Completed Today: Date: _____ Partner's Name: _____ If No Partner, Check Here: _____ I completed all my centers with my best work: _____

©Tanya G. Marshall-The Butterfly Teacher

LITERACY CENTERS choice board

Directions: TYPE YOUR DIRECTIONS HERE

center Name of Center You Completed Today: Date: _____ TYPE HERE	center Name of Center You Completed Today: Date: _____ TYPE HERE
center Name of Center You Completed Today: Date: _____ TYPE HERE	center Name of Center You Completed Today: Date: _____ TYPE HERE
center Name of Center You Completed Today: Date: _____ TYPE HERE	center Name of Center You Completed Today: Date: _____ TYPE HERE I completed all my centers with my best work: _____

©Tanya G. Marshall-The Butterfly Teacher

SET UP Choice Boards + literacy centers

When it comes to managing literacy centers in my classroom, I feel like I've tried it all! With **LOTS** of procedures, training, flexible grouping with choice boards is the **BEST** system for me!

My students learn to move around the classroom and choose centers independently. This also keeps them from interrupting me about what to do next while I'm working with a small group or with an individual student at my teacher table.

HOW THESE CHOICE BOARDS WORK:

Students receive a choice board paper with **6 SQUARES**. Two of these squares are shaded in a darker grey than the remaining four squares. I decide **BEFORE** handing these out which squares would be shaded depending on student needs and behavior. Everyone does not have the same squares shaded.

Differentiating centers with strategically shaded choice boards is important for managing centers and keep them running smoothly. Why? It ensures that certain students do not end up at the same center together!

I train my students to complete the shaded centers **FIRST!** They are not allowed to choose any other center until their shaded boxes are fully complete.

I am able to differentiate and guide them to centers based on their needs. Although they still get to **"CHOOSE"** which of the two shaded centers to complete first, we've routinely practiced the procedures enough for students to make appropriate choices without my help!

The following pages offer more details on how to use choice boards with literacy centers in your classroom.

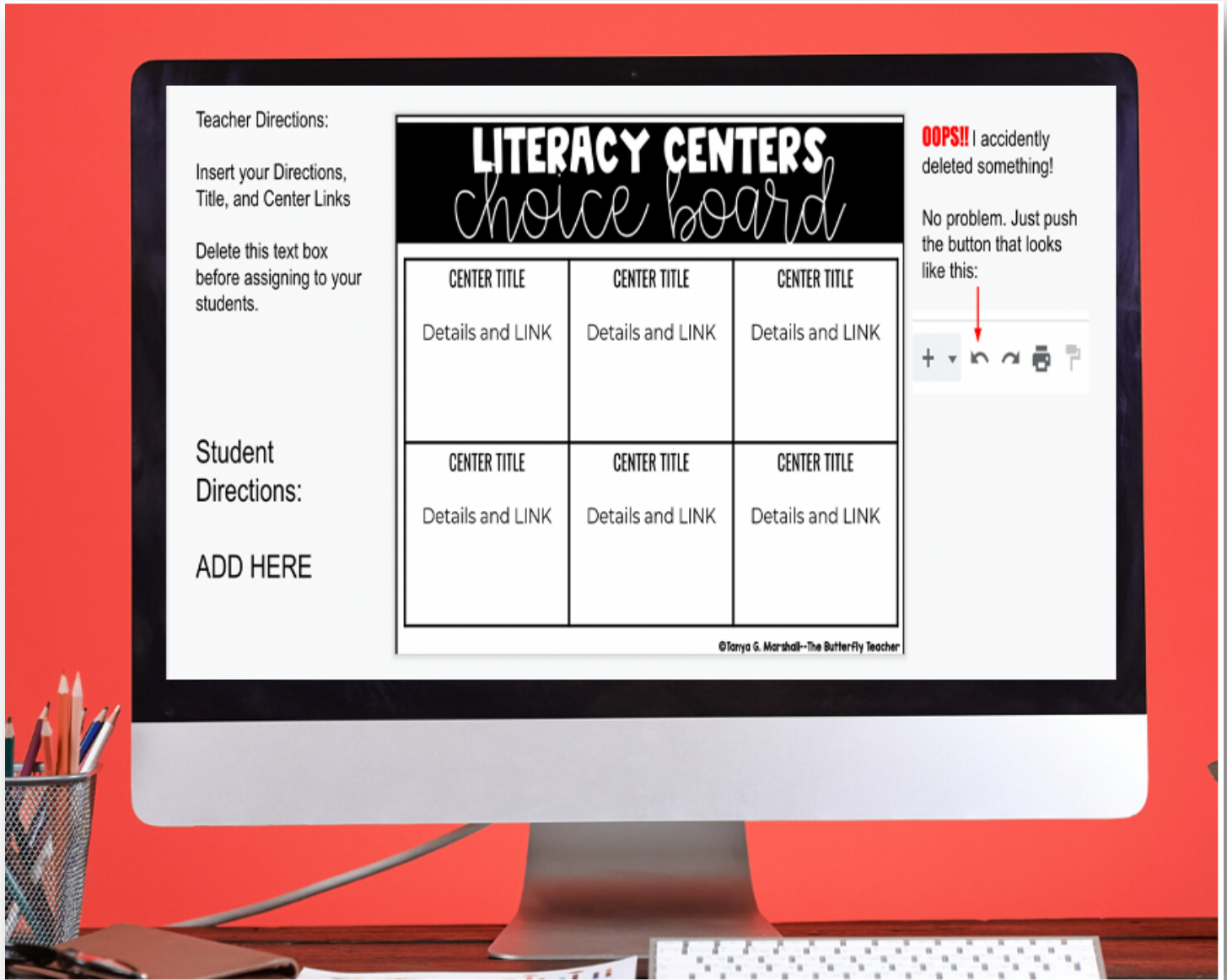
Page 1

©Tanya G. Marshall-The Butterfly Teacher

This resource **DOES NOT** contain any actual literacy centers! It has Choice Boards that can be used with **ANY** Literacy Center for your classroom.



DIGITAL



The latest update of this resource also contains a fully editable **GOOGLE SLIDES VERSION** of choice boards that allows you to insert links to digital literacy assignments.



Thanks for your interest in this resource

Who Doesn't LOVE Freebies!?

Please consider following me on Teachers Pay Teachers to get first-dibs on FREEBIES and discounted bundles!



Looking for engaging printable & digital literacy activities to your class!?




Click 



JOIN OUR VIP TEACHER TEAM



Sign up for my newsletter

 You will receive updates and access to all my FREEBIES!

Transforming Learning Beautifully

First Name

Email Address

SUBSCRIBE

Your information will never be shared or sold to a 3rd party.



As an email subscriber, you'll get helpful content & exclusive free resources for your classroom.