

# Back to School PUZZLES & WORD SEARCHES



### ROMPING IN RECESS

Name: \_\_\_\_\_  
Date: \_\_\_\_\_

Directions: Each phrase below describes things you normally do during recess. Unscramble and rewrite each phrase in the empty boxes. Use the phrase bank for help.

1 g a n d n i n g l i n r u n y e l  
\_\_\_\_\_

2 g g a m e s p l a y i n  
\_\_\_\_\_

3 n d s r i e k i n o f g t t a l  
\_\_\_\_\_

### I SPY

Name: \_\_\_\_\_  
Date: \_\_\_\_\_

Directions: Color each item based on the key below. Then write how many of those items you found.

School Emotions

Red: \_\_\_\_\_ Light Green: \_\_\_\_\_ Blue: \_\_\_\_\_ Orange: \_\_\_\_\_  
Pink: \_\_\_\_\_ Purple: \_\_\_\_\_ Yellow: \_\_\_\_\_ Dark Green: \_\_\_\_\_

PART I

### Back to SCHOOL

W O R K S H E E T

I H O M E W O R K S H E E T

R Q X U E E C L A S S R O O M

Y T O S H B U S U O U Y I U N

C J N I C I Q J R G A D E S K

R B M C R U P D E N Y R P O S

A A F R I E N D S B M T R T

Y G R W Z U N G Z H Y V Q S U

O K K P E H G C G M F C B M D

N P E C S C I X V F T L S Q E

Q A R F G Q L H Z A K U R E F T

M C X K U B U S X X K K N E F T

S K G I E N T C V W I C C E W A

L Z T P A E W V E S A H E S M

K L W T E A C H E R B E A S M

O D G E W E L C O M E A S M X

fun student  
lunch music  
backpack recess

teacher friends  
desk marker  
gym backpack

pencil art  
bus desk  
welcome homework

classroom Name: \_\_\_\_\_

15 FUN PUZZLES

EASY, NO STRESS

LESSON PLAN EXTRAS INCLUDED 😊



# Why You'll Like These Activities 🙌



- ✓ Fun for students
- ✓ Easy to use
- ✓ Helps build relationships & set the tone during back to school



# Extras that help you

# SAVE TIME!

Teaching tips on how to maximize these activities during the first weeks of school.



## LESSON PLAN NOTES FOR EARLY FINISHERS

- The Great Math Search-Word Search
  - Tell students to choose one of the words from the word search to transform into "math letters" like the title word "search." Point out to them that search is spelled using items related to math. Challenge students to write a paragraph with the word of their choice on the back of the paper.
- School Supply Crossword Puzzle
  - Color the clipart. Have students write a paragraph about what they think they will need for this school year. Then have them write the school supply list from the clipart in order.
- ELA Vocabulary Voyage Word Search
  - On the back of the paper or on a blank writing template, have students write how they feel about the new school year. Prompt: "What's your favorite thing about school?"
- Romping in Recess Phrase Unscramble
  - Encourage students to color the clipart and write a paragraph describing their favorite recess activity.

## LESSON PLAN NOTES FOR EARLY FINISHERS

- Back to School All the Feels Word Search
  - On the back of the paper or on a blank writing template, have students write how they feel about the new school year.
- I Spy School Supply Item Search
  - Challenge students to look around the classroom for similar items. Then count how many they "spy" and write the numbers on the back of the paper.
- I Spy School Emotions Item Search-Part 1
  - Have students draw their own emoji stick figure on the paper, but with a twist! Prompt: "Students draw the emoji stick figure that represents how they feel today. Then write a short paragraph describing that way."
- I Spy School Emotions Item Search-Part 2
  - Encourage students to color the clipart.


## LESSON PLAN NOTES FOR EARLY FINISHERS

- School Rules Crossword Puzzle
  - Encourage students to color the clipart. Then, on the back of a separate sheet of paper, have them write a list of other "school rules" that aren't on the puzzle.
- Have An A-Maze-ing Year--Maze Puzzle
  - The Mad Maze Dash to School--Maze Puzzle
    - On a Maze Journey--Maze Puzzle
      - For all three mazes, encourage students to color the clipart. Then choose one of the following early finisher activities:
        1. Design your own maze: Flip your worksheet over or grab a blank piece of paper. Use the grid lines to create your own maze. Make it as challenging as you want! Once you're done, challenge a classmate to solve your maze.
        2. Maze art: Get creative! Use markers, crayons, or colored pencils to turn your maze into a colorful and unique piece of art. Add extra designs, patterns, or even a background to make it stand out.
        3. Write a story: Imagine that the maze is a pathway leading to an exciting adventure. Write a short story or draw a comic strip to tell the tale of a character who gets lost in the maze. What challenges do they face?

# LESSON PLAN NOTES FOR EARLY FINISHERS

- Back to School Word Search
  - Encourage students to color in the hollow letters. Then on the back, have them write all the things that come to mind when they hear "back to school."
- Food Rules Crossword Puzzle
  - Encourage students to color in all the clipart and shapes. Once they answer the question about their favorite food, have them talk to their neighbor to find out about his or her favorite food.
- Favorite Food Jitters Phrase Unscramble
  - **GROUP WORK:** Divide students into small groups, give a blank sheet of paper to each group for them to solve. Then have one back together as a whole class and discuss what students typically do on the first day of school.





# USE THESE FOR...

- ✓ Morning Work
- ✓ Transition Activity
- ✓ Open House Night
- ✓ Community Building
- ✓ Independent or Partner Work
- ✓ First Week of School Stations...AND MORE!!





**FOOD** — Rules

Name: \_\_\_\_\_ Date: \_\_\_\_\_

Directions: Use the clues on the next page to fill in the puzzle below. Letters are shared when the words can go across or down. Letters are shared when the words connect.

PAGE 1 ©Tanya G. Marshall--The Butterfly Teacher

**FOOD** — Rules

Name: \_\_\_\_\_ Date: \_\_\_\_\_

Directions : Use the clues below to fill in the puzzle. Words can go across or down. Letters are shared when the words connect.

**ACROSS:**

- Don't start any food \_\_\_\_\_.
- \_\_\_\_\_ up any spills.
- \_\_\_\_\_ in the cafeteria. No running allowed.
- Show good \_\_\_\_\_.
- Chew with your mouth \_\_\_\_\_.
- \_\_\_\_\_ your lunch time!

**DOWN:**

- Be kind to your \_\_\_\_\_.
- Clean up your \_\_\_\_\_.
- Say \_\_\_\_\_ and thank you.
- No \_\_\_\_\_.
- Use your inside voice only.
- Stay \_\_\_\_\_ in your area.

PAGE 2 ©Tanya G. Marshall--The Butterfly Teacher

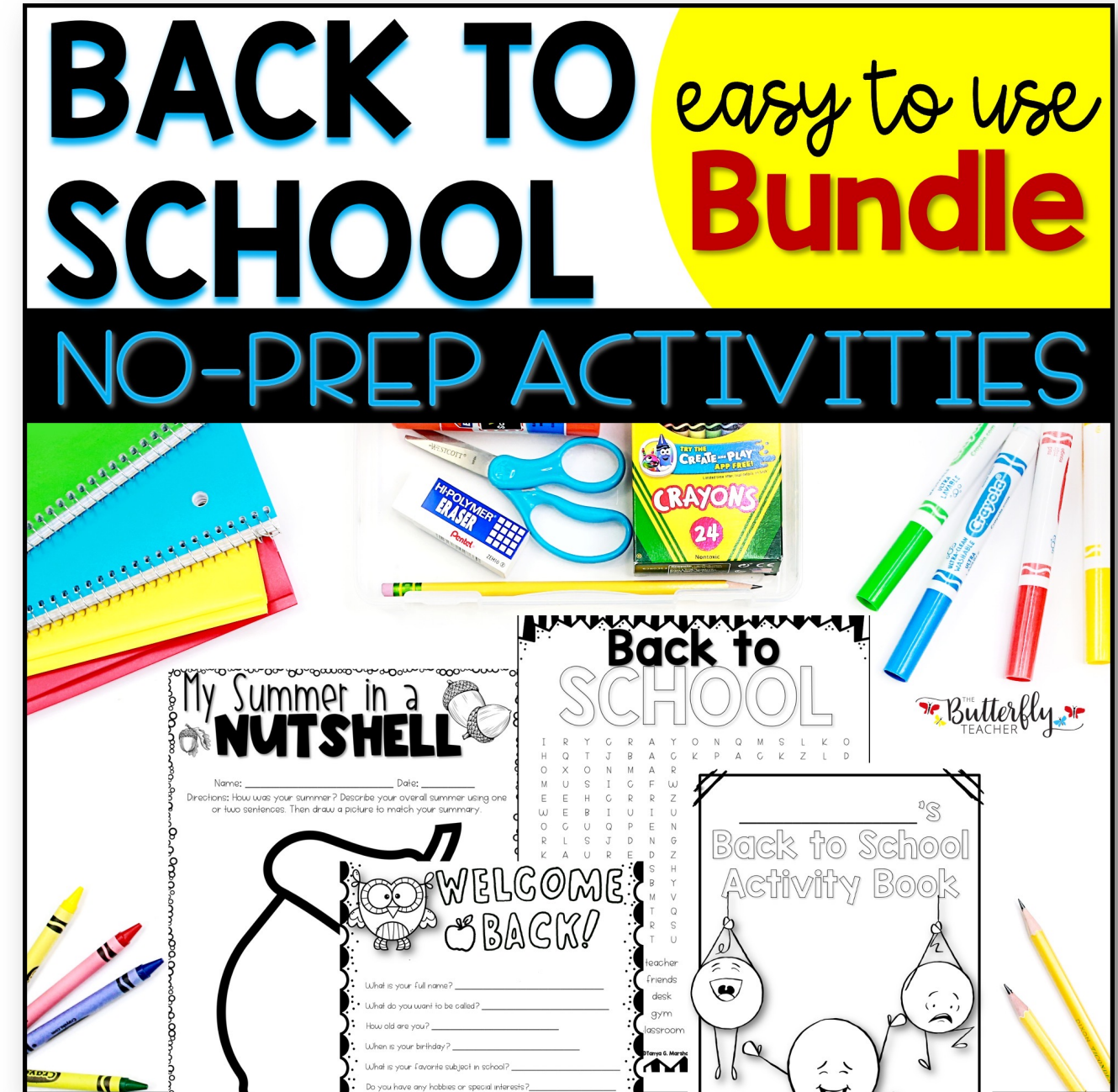

THESE ACTIVITIES CAN ALSO HELP YOU ESTABLISH IMPORTANT PROCEDURES!

ON-EDITABLE  
NO DIGITAL VERSION





Your first month of school survival kit.



Save BIG with the bundle!

