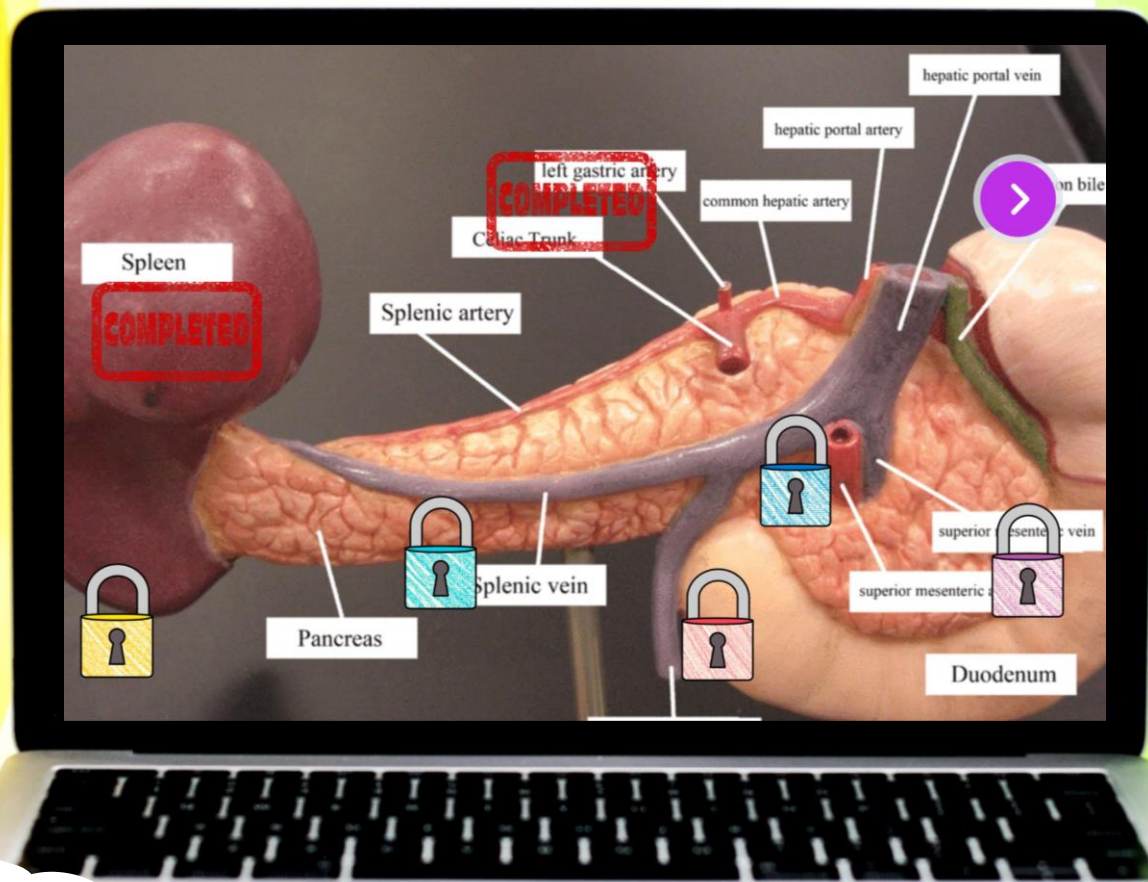


DIGESTIVE SYSTEM



THINK
TANK

TM

DIGITAL ESCAPE

COLOR CODE

DRAG AND DROP the elements to fill in the reading passage,
then enter the COLOR CODE.

breaking **stages** **Mechanical**
nutrients **eleven**

The human body has _____ systems that work together to keep it healthy. Each system works with different organs such as the heart or liver to complete a certain function. There are five _____ in the digestive system. The digestive system is responsible for taking the food a person eats and _____ it down. Once broken down, the food transforms into energy, vitamins, and minerals for the body's organs and cells. The process of digestion has two types: mechanical digestion and chemical digestion. _____ digestion is when a person chews the food and physically breaks it down into smaller pieces. With chemical digestion, enzymes break down food into molecules for the body to use as _____.

Color key: Red, Green, Blue, Yellow, Purple



9 CHALLENGES

After successfully completing each challenge students will earn a number for the final lock code.

Nice job sleuth!

4

CONTINUE



PIGPEN CIPHER

REVEAL A DECODER HIDDEN BENEATH THE IMAGE ON THE LEFT,
THEN DECODE THE WORDS.

SCRATCH ME

1.

2.

3.

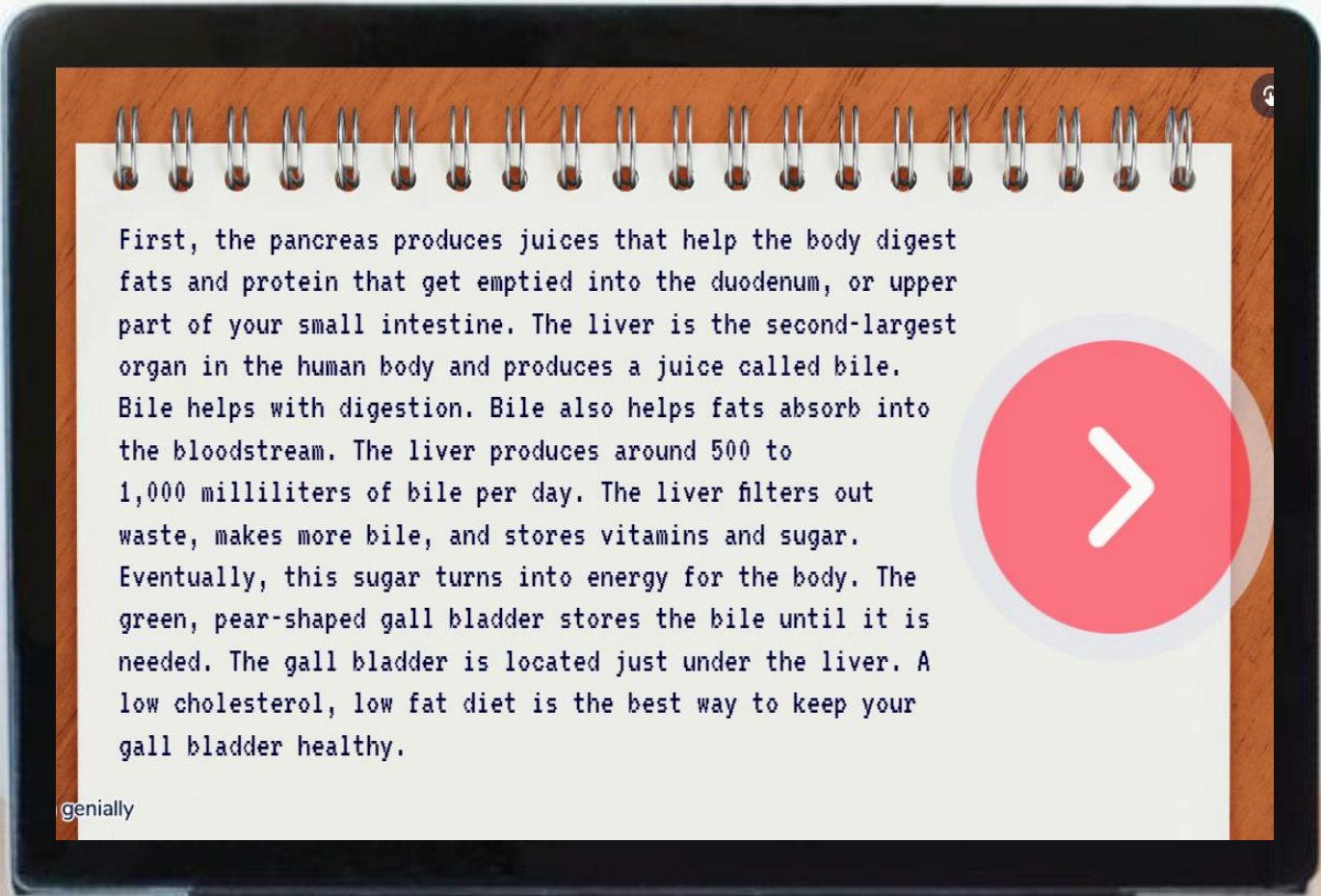
4.

✓ CHECK



6 PASSAGES

Students will read 6 short passages about the topic,
then answer questions.










First, the pancreas produces juices that help the body digest fats and protein that get emptied into the duodenum, or upper part of your small intestine. The liver is the second-largest organ in the human body and produces a juice called bile. Bile helps with digestion. Bile also helps fats absorb into the bloodstream. The liver produces around 500 to 1,000 milliliters of bile per day. The liver filters out waste, makes more bile, and stores vitamins and sugar. Eventually, this sugar turns into energy for the body. The green, pear-shaped gall bladder stores the bile until it is needed. The gall bladder is located just under the liver. A low cholesterol, low fat diet is the best way to keep your gall bladder healthy.

genially



WHAT'S INCLUDED?

-  **TEACHER GUIDE**
-  **9 PUZZLE CHALLENGES**
-  **6 READING PASSAGES**
-  **2 POP UP MYSTERY PUZZLES**
-  **FREQUENTLY ASKED QUESTIONS**
-  **PUZZLE HELP AND ANSWER KEY**
-  **DIGITAL POP-UP HINTS**

**THINK
TANK**

CLICK AND BYE

STUDENTS WILL ELIMINATE FALSE ANSWERS TO REVEAL
A FOUR-DIGIT CODE TO MOVE ON.

The stomach releases an acid called hydrochloric acid.

The esophagus is about 10 inches long.

The stomach has six layers of muscles around its walls.

CLICK ON THE FALSE STATEMENTS TO ELIMINATE THEM AND REVEAL A CODE.

The human body has 14 systems that work together to keep it healthy.

Food usually stays in the stomach for about twenty-four hours.

With chemical digestion, enzymes break down food into molecules for the body to use as nutrients.

The pharynx is located at the back of the throat.

Saliva has enzymes that break down food to make it soft and easy to swallow.

The stomach has five main functions.

CONTINUE



REVEAL

Students will drag the flashlight to reveal hidden images.



SAMPLE

Test the link and solve some
TEACHER PUZZLES!

[CLICK HERE](#)








PUZZLE TYPES

QWERTY
TEXT MESSAGE
CLICK & BYE
JIGSAW

COLOR CODE
DRAG & DROP
CIPHER
DIRECTIONAL

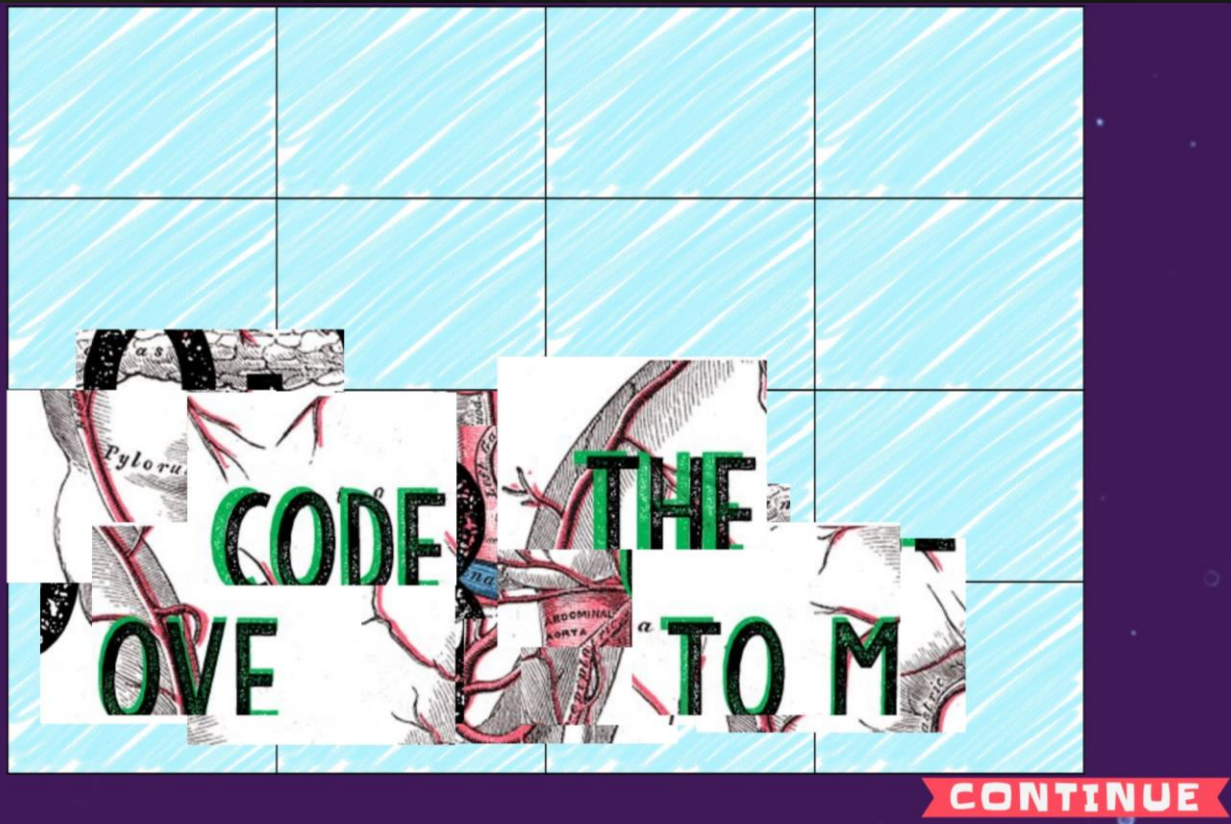


QUESTIONS

-  5 FILL IN THE BLANK
-  8 DRAG AND DROP
-  9 TRUE OR FALSE
-  6 UNSCRAMBLE WORDS
-  7 MULTIPLE CHOICE

JIGSAW


COMPLETE THE JIGSAW PUZZLE TO REVEAL A
FOUR-DIGIT CODE TO MOVE ON.




BENEFITS




SELF-GRADING



IMMEDIATE STUDENT FEEDBACK



PAPERLESS




NO PREP



SAVES YOU TIME



CRITICAL THINKING



**THINK
TANK**

POP-UPS


ALONG THE WAY, STUDENTS WILL ENCOUNTER INTERACTIVE
MYSTERY POP-UP PUZZLES.




OPTIONS




FRONT-LOADING




GROUP STATIONS



SUB PLANS



UNIT REVIEW




ENRICHMENT ACTIVITY



TEAMWORK ACTIVITY



REWARD ACTIVITY



**THINK
TANK**

COLLECT KEYS

After completing each puzzle, students will earn a "key"



FINAL CODE

STUDENTS ENTER THE FINAL CODE 9-DIGIT CODE
TO CRACK THE CASE.

ENTER THE
9 DIGIT CODE TO
THE THIEF'S VAULT

RETURN

