

# SEVEN YEARS' WAR

## ESCAPE ROOM

**Station 1: Multiple Choice**

6. The French began to build Fort Duquesne on what river?

- A. Ohio River
- B. Colorado River
- C. Potomac River
- D. Mississippi River

**Station 2: Paragraphs**

First, number ALL the paragraphs on your reading passage. Then, read each statement below and determine which paragraph NUMBER the statement can be found in. Paragraph numbers MAY be used more than one time or not at all. Use the directions below to reveal the 4-digit code and letter clue.

**Station 3: True or False**

Read each statement below and determine if it is true or false. If the statement is true, color the coin on YOUR answer sheet that corresponds with that question. If the statement is false, cross out that coin value. When you are finished add the TOTAL of ALL TRUE coin values to reveal your letter clue. One digit of the code has been provided for you. If the total is 625, a 6 would go in the first box, the 2 in the second box and so on.

**Code-Breaking Station**

Once you determine the 4-digit code, decide if the code uses all EVEN #s, all ODD #s or a combination of both.

**Station 4: Paragraphs**

Once you determine the 4-digit code, decide if the code uses all EVEN #s, all ODD #s or a combination of both.

**Station 5: Multiple Choice**

In 1756, Britain officially declared war on \_\_\_\_ in Europe, and this is known as the Seven Years' War. The war was known by different names depending on the area. In French Canada, it was called the Pomeranian War. In India, it was known as the Third Carnatic War. The conflict between Prussia and Austria was called the Battle of Minden in \_\_\_\_ occurred in Germany and resulted in a victory for Britain. During this time, the British conquered French colonies in North America. Under the leadership of William \_\_\_\_, the British forced the French to surrender Quebec after a battle on the Plains of Abraham. In 1760, the British captured Montreal, ending the conflict in North America.

**Station 6: Multiple Choice**

After eight years, Austria wanted the land back, but refused.

This portion of the war fought in North America was as the French and Indian War.

There were essentially two major conflicts going on at the same time.

Both Britain and Prussia came out of the war victorious.

**THINK TANK**

STATIONS ACTIVITY



# WHAT'S INCLUDED?

- ✓ READING PASSAGE
- ✓ 5 STATIONS
- ✓ TEACHER GUIDE
- ✓ ANSWER KEY
- ✓ STUDENT DIRECTIONS
- ✓ TEXT MARKING OPTION
- ✓ PROP SIGNS

## STATION 1: FILL IN THE BLANK

Use your reading passage to determine the missing words in the paragraph below. Each missing word has a corresponding NUMBER. The 4-digit code for this station will be the NUMBER for each missing word, in the same order in which they appear in the paragraph. Then, record the clue LETTER on your answer sheet.

## STATION 2: PARAGRAPHS

First, number ALL the paragraphs on your reading passage. Then, read each statement below and determine which paragraph NUMBER the statement can be found in. Paragraph numbers MAY be used more than one time or not at all. Follow the directions below to reveal the 4-digit code and letter clue.

## STATION 3: TRUE OR FALSE

Read each statement below and determine if it is true or false. If the statement is true, color the coin on YOUR answer sheet that corresponds with that question. If the statement is false, cross out that coin value. When you are finished add the TOTAL of ALL TRUE coin values to reveal your letter clue. One digit of the code has been provided for you. If the total is 625, a 6 would go in the first box, the 2 in the second box and so on.

## STATION 4: COMBINATION

Use your reading passage to determine the combination to the 4-digit lock for this station. You're going to have to use your critical thinking skills and do a tiny bit of math. Pay attention because the "clues" below are NOT in order. There is room on your answer sheet to do the math.

## STATION 5: MULTIPLE CHOICE

Answer each multiple-choice question below. Then, count the number of times you used each letter answer (ABCD) to reveal your 4-digit code. Letters may be used more than once or not at all. If a letter option is not used, put a zero in that box on your answer sheet.

## ANSWER RECORDING SHEET

Record your answers for each station on this sheet. Then, use the directions below to determine final 4-digit ALPHA code. Ex: HBDR

STATION CODES

LETTER CLUE

STATION 1	→	<input type="text"/>	<input type="text"/>	<input type="text"/>	<input type="text"/>	CODE	<input type="text"/>
-----------	---	----------------------	----------------------	----------------------	----------------------	------	----------------------

A	B	C	D	E	F	<input type="text"/>
---	---	---	---	---	---	----------------------

STATION 2	→	<input type="text"/>	<input type="text"/>	<input type="text"/>	<input type="text"/>	CODE	<input type="text"/>
-----------	---	----------------------	----------------------	----------------------	----------------------	------	----------------------

# ENTER

1

2

3

## TEACHER DIRECTION

- 1 Print the reading passage found on [pages 5-6](#) for EACH (front and back).
- 2 Print the answer recording sheet on [page 12](#) for each student group of students.

RECAP: Print pages 5, 6, and 12 for students.

# STATION

# 5

# BLUE


## THE MISSION

You have been assigned a top-secret mission of utmost importance. A notorious thief has stolen precious gems from a prominent lady, and intelligence reports suggest that they are hidden in a heavily guarded secret vault. In the bustling city of Oakville, Lady Victoria was renowned for her extraordinary

## ABOUT THIS ACTIVITY

The reading passage in this packet allows students to practice their comprehension skills after reading the passage. Students will be searching for evidence. Each station includes a question that will reveal a letter clue.

	OVERVIEW
READING PASSAGE	Students will use the reading passage at each station seeking answers and text evidence.
STATION 1	Students will determine the missing word in the paragraph to reveal a 4-digit code.
STATION 2	Students will number the paragraphs in the reading passage to determine where the missing words can be found (paragraph number). After eliminating the incorrect numbers, a 4-digit code will be revealed.
STATION 3	Students will read each statement and determine if it is true or false.





# 5 STATIONS

## STATION 5: MULTIPLE CHOICE


Answer each multiple-choice question below. Then, count how many times you used each letter answer (ABCD) to reveal the code. Letters may be used more than once or not at all. Option is not used, put an X in that box on your answer sheet.

1. In North America, the first permanent settlement was Bohemia known as...  
 A. Fort Necessity  
 B. Fort Sumter  
 C. Fort Manhasset  
 D. Fort Castillo

2. What was the result of the Battle of Prussia and Austria?  
 A. Third Silesian War  
 B. French and Indian War  
 C. Third Carnatic War  
 D. None of the above

3. In 1760, who became King of Great Britain?  
 A. King George I  
 B. King George III  
 C. King George IV  
 D. King George V

Count how many times you used each letter answer to determine the 4-digit code and record it on your answer sheet.



## ANSWER RECORDING SHEET

Record your answers for each station on this sheet. Then, use the directions below to determine final 4-digit ALPHA code. Ex: HBDR

STATION	STATION CODES	LETTER CODE
STATION 1	→ [ ] [ ] [ ] [ ] [ ] CODE #	
STATION 2	A B C D E F → [ ] [ ] [ ] [ ] [ ] CODE #	
STATION 3	A 75 B 25 C 50 D 100 E 100 F 75 G 50 H 25 → [ ] [ ] [ ] [ ] [ ] CODE #	
STATION 4	Do your math in this area: → [ ] [ ] [ ] [ ] [ ] CODE #	
STATION 5	1 2 3 4 5 6 → [ ] [ ] [ ] [ ] [ ] [ ] CODE #	

Final Code: A# [ ] B# [ ] C# [ ] D# [ ]


## STATION 4: COMBINATION

Use your reading passage to determine the combination to the 4-digit lock for this station. You're going to have to use your critical thinking skills and do a tiny bit of math. Pay attention because the "clues" below are NOT in order. There is room on your answer sheet to write the math.

1. The LAST number of the lock is...  
 2. The FIRST number of the lock is...  
 3. The SECOND number of the lock is...  
 4. The THIRD number of the lock is...  
 5. The FOURTH number of the lock is...  
 6. The FIFTH number of the lock is...  
 7. The SIXTH number of the lock is...  
 8. The SEVENTH number of the lock is...  
 9. The EIGHTH number of the lock is...  
 10. The NINTH number of the lock is...  
 11. The TENTH number of the lock is...  
 12. The ELEVENTH number of the lock is...  
 13. The TWELFTH number of the lock is...  
 14. The THIRTEENTH number of the lock is...  
 15. The FOURTEENTH number of the lock is...  
 16. The FIFTEENTH number of the lock is...  
 17. The SIXTEENTH number of the lock is...  
 18. The SEVENTEENTH number of the lock is...  
 19. The EIGHTEENTH number of the lock is...  
 20. The NINETEENTH number of the lock is...  
 21. The TWENTIETH number of the lock is...

Once you determine the 4-digit code, decide if the code uses all EVEN #'s, all ODD #'s or a combination of both.

ALL EVEN    ALL ODD    COMBO



## STATION 1: FILL IN THE BLANK

Use your reading passage to determine the missing word in each paragraph below. Each missing word has a corresponding NUMBER. The 4-digit code for this station will be the NUMBER of each missing word in the order in which they appear in each paragraph. The code will be recorded on your answer sheet.

1. In 1755, the British captured the city of...  
 2. The Battle of... was fought in...  
 3. The... of the... was...  
 4. In 1757, the British captured the city of...  
 5. The... of the... was...  
 6. The... of the... was...  
 7. In 1758, the British captured the city of...  
 8. The... of the... was...  
 9. The... of the... was...  
 10. In 1759, the British captured the city of...  
 11. The... of the... was...  
 12. The... of the... was...  
 13. In 1760, the British captured the city of...  
 14. The... of the... was...  
 15. The... of the... was...  
 16. In 1761, the British captured the city of...  
 17. The... of the... was...  
 18. The... of the... was...  
 19. In 1762, the British captured the city of...  
 20. The... of the... was...  
 21. The... of the... was...

Once you determine the 4-digit code, decide if the code uses all EVEN #'s, all ODD #'s or a combination of both.

ALL EVEN    ALL ODD    COMBO

B    H    M



## STATION 3: TRUE OR FALSE

Read each statement below and determine if it is true or false. If the statement is true, color the coin on YOUR answer sheet that corresponds with that question. If the statement is false, cross out that coin. Once you are finished coloring the coins, add up the TRUE coin values to determine the final total. One digit of the code will be provided for you to record the final total. The first box of the code will be the first digit of the total and the second box will be the second digit of the total.


A 75    B 25    C 50    D 100

1. The... of the... was...  
 2. The... of the... was...  
 3. The... of the... was...  
 4. The... of the... was...  
 5. The... of the... was...  
 6. The... of the... was...  
 7. The... of the... was...  
 8. The... of the... was...  
 9. The... of the... was...  
 10. The... of the... was...  
 11. The... of the... was...  
 12. The... of the... was...  
 13. The... of the... was...  
 14. The... of the... was...  
 15. The... of the... was...  
 16. The... of the... was...  
 17. The... of the... was...  
 18. The... of the... was...  
 19. The... of the... was...  
 20. The... of the... was...  
 21. The... of the... was...

After shading the coins on your answer sheet, add up the values of the TRUE statements to get the final total.

250    300    350

G    D    M



## STATION 2: PARAGRAPHS

First, number ALL the paragraphs on your reading passage. Then, read each statement below and determine which paragraph NUMBER the statement refers to. Paragraph numbers MAY be used more than once or not at all. Follow the directions below to determine the 4-digit code and letter clue.

A. After eight years of fighting, Austria wanted the... but Prussia refused.  
 B. This portion of the... fought in North America was known as the French...  
 C. There were... on the... at the same time.  
 D. Both Britain and... were victorious.  
 E. The French... the Ohio River... even though...  
 F. King Louis XV was the king of France while King George II led Great Britain.

1. ELIMINATE the highest and lowest used paragraph numbers and record the remaining 4-digit code on your answer sheet. 2. Decide which paragraph number was NOT used as a CODE answer.

NO 2    NO 6    NO 8

L    C    W





# STATIONS

## ABOUT THIS ACTIVITY

The reading passage in this packet allows students to work on comprehension skills after reading the passage several times searching for evidence. Each station includes a 4-digit code that will reveal a letter clue.


### OVERVIEW

READING PASSAGE	Students will use the reading passage at EACH station seeking answers and text evidence.
STATION 1	Students will determine the missing words in the paragraph to reveal a 4-digit code.
STATION 2	Students will number the paragraphs and browse the passage to determine where the answers can be found (paragraph number). After eliminating numbers, a 4-digit code will be revealed.
STATION 3	Students will read each statement and determine if it is true or false. They will then ADD all TRUE values to find the 4-digit code.
STATION 4	Students will do some basic math here, read the passage to find the answers and then determine the 4 digit code.
STATION 5	Students will answer 6 multiple choice questions which lead them to a 4 digit code based on the number of times they used each "ABCD" answer.
TEXT MARKING	OPTIONAL: A color code chart is included in case you want students to mark the text, citing evidence of where they found their answers. (This will increase completion time)

© Think Tank

**STUDENTS WILL  
USE THE SAME  
READING  
PASSAGE AT  
EACH STATION  
SEEKING  
ANSWERS AND  
TEXT EVIDENCE.**

# HOW IT WORKS



ENGAGING READING  
COMPREHENSION PRACTICE!

- 1 Students work individually (or in pairs) and visit 5 stations, answer questions, decipher a 4-digit code at each station and grab a "letter" clue for the final alpha code.
- 2 Students will answer the questions (found directly in the passage) on their own recording sheet. Students will have to revisit their reading passage several times at EACH station skimming for answers.

**STATION 1: FILL**

Use your reading passage to determine the missing word in each paragraph below. Each missing word is represented by a 4-digit code. Use the clue to determine the missing word. Record the 4-digit code for each missing word, in the same order as the missing word, in the same order as the missing word. Then, record the clue letter.

1	1755	4	1757
2	Roses	5	Austrian
3	Conquest	6	France

In 1756, Britain officially declared war on France. This is known as the Seven Years' War. In different parts of the world, it had different names depending on the area. In the north, it was called the War of the \_\_\_\_\_. In Sweden, it was called the Pomeranian War. In India, it was known as the Third Silesian War. The conflict between Prussia and Austria.

The Battle of Minden in \_\_\_\_ occurred in 1757. It resulted in a victory for Britain. During the war, the British conquered French colonies in North America. In 1759, William \_\_\_\_ of the British forced the French to surrender Quebec after a battle on the Plains of Abraham. In 1760, the British captured Montreal, ending the conflict.

Once you determine the 4-digit code for each missing word, use the following key to determine the letter clue.

ALL EVEN	ALL ODD
B	H



# BENEFITS

- ✓ STATIONS AND MOVEMENT
- ✓ CLOSE READING
- ✓ COMPREHENSION SKILLS
- ✓ SECRET CODES
- ✓ CITING EVIDENCE
- ✓ CRITICAL THINKING
- ✓ PRINT AND GO
- ✓ ACTIVE LEARNING
- ✓ CROSS-CURRICULAR
- ✓ HIGHLY ENGAGING
- ✓ NO LOCKS NEEDED
- ✓ NO SILLY ENVELOPES TO STUFF
- ✓ NO ODD SHAPES TO CUT OUT



Everything a teacher dreams of wrapped up into one FUN and engaging activity!

# USE FOR:



**ANTICIPATORY SETS**



**UNIT REVIEW**



**EARLY FINISHERS**



**STATIONS**



**REWARD ACTIVITY**



**CENTERS**



**SUB PLANS**



**PARTNER WORK**



**ENRICHMENT**

