

# GREEK GODS: TITANS

## ESCAPE ROOM

The image displays several activity cards for a Greek Gods escape room. The cards include:

- Clue Card 1:** "Ones had MINUS 42." and "The FIRST number of the lock is the number of children Cronus and Rhea had MINUS 1." and "The THIRD number of the lock is the number of Titan gods born to Uranus and Gaia MINUS 9." Below these are three boxes labeled "ALL EVEN", "ALL ODD", and "COMBO" with letters J, K, and P respectively.
- Clue Card 2:** "Once you determine the 4-digit code, decide if the code uses all EVEN #s, all ODD #s or a combination of both." Below are three boxes labeled "ALL EVEN", "ALL ODD", and "COMBO" with letters B, K, and M respectively.
- Clue Card 3:** "Once you determine the 4-digit code, decide if the code uses all EVEN #s, all ODD #s or a combination of both." Below are three boxes labeled "ALL EVEN", "ALL ODD", and "COMBO" with letters B, K, and M respectively.
- Station 2: PARAGRAPHS:** "First, number ALL the paragraphs on your reading passage. Then, read each statement below and determine which paragraph NUMBER the statement can be found in. Paragraph NUMBER the statement can be found in. Paragraph numbers MAY be used more than one time or not at all. The directions below to reveal the 4-digit code and letter." Below are four multiple-choice questions (A, B, C, D) about the Titans.
- Station 3: TRUE OR FALSE:** "Read each statement below and determine if it is true or false. If the statement is true, color the coin on YOUR answer sheet that corresponds with that question. If the statement is false, cross out that coin value. When you are finished add the TOTAL of ALL TRUE coin values to reveal your letter clue. One digit of the code has been provided for you. If the total is 625, a 6 would go in the first box, the 2 in the second box and so on." Below are four multiple-choice questions (A, B, C, D) about the Titans.
- Greek Gods: TITANS:** "Ancient Greece was formed approximately 2,500 years ago (around 800 BC), the Classical Period (ending in 323 BC) and the Hellenistic Period (323 BC to 31 BC). Long ago, the people in Greece were called Hellenes. The goddesses (deities) who came to be known as the Greek Mythology, but to the people of the time, they were just life. Before the gods and goddesses, the people of the first generation, called the Titans, ruled the world. Uranus, the sky. Gaia, or Gê, was the earth. Uranus and Gaia had several children. They were big, mean, and not quite as good as their parents. They were afraid for better children, so they hid them in the land." Below are four multiple-choice questions (A, B, C, D) about the Titans.
- THINK TANK:** A circular logo with the text "THINK TANK" in a stylized font.

STATIONS ACTIVITY

# WHAT'S INCLUDED?

- ✓ READING PASSAGE
- ✓ 5 STATIONS
- ✓ TEACHER GUIDE
- ✓ ANSWER KEY
- ✓ STUDENT DIRECTIONS
- ✓ TEXT MARKING OPTION
- ✓ PROP SIGNS

## STATION 1: FILL IN THE BLANK

Use your reading passage to determine the missing words in the paragraph below. Each missing word has a corresponding NUMBER. The 4-digit code for this station will be the NUMBER for each missing word, in the same order in which they appear in the paragraph. Then, record the clue LETTER on your answer sheet.

## STATION 2: PARAGRAPHS

First, number ALL the paragraphs on your reading passage. Then, read each statement below and determine which paragraph NUMBER the statement can be found in. Paragraph numbers MAY be used more than one time or not at all. Follow the directions below to reveal the 4-digit code and letter clue.

## STATION 3: TRUE OR FALSE

Read each statement below and determine if it is true or false. If the statement is true, color the coin on YOUR answer sheet that corresponds with that question. If the statement is false, cross out that coin value. When you are finished add the TOTAL of ALL TRUE coin values to reveal your letter clue. One digit of the code has been provided for you. If the total is 625, a 6 would go in the first box, the 2 in the second box and so on.

## STATION 4: COMBINATION

Use your reading passage to determine the combination to the 4-digit lock for this station. You're going to have to use your critical thinking skills and do a tiny bit of math. Pay attention because the "clues" below are NOT in order. There is room on your answer sheet to do the math.

## STATION 5: MULTIPLE CHOICE

Answer each multiple-choice question below. Then, count the number of times you used each letter answer (ABCD) to reveal your 4-digit code. Letters may be used more than once or not at all. If a letter option is not used, put a zero in that box on your answer sheet.

## ANSWER RECORDING SHEET

Record your answers for each station on this sheet. Then, use the directions below to determine final 4-digit ALPHA code. Ex: HBDR

STATION CODES

LETTER CLUE

STATION 1	→	<input type="text"/>	<input type="text"/>	<input type="text"/>	<input type="text"/>	CODE
-----------	---	----------------------	----------------------	----------------------	----------------------	------

A	B	C	D	E	F	
---	---	---	---	---	---	--

STATION 2	→	<input type="text"/>	<input type="text"/>	<input type="text"/>	<input type="text"/>	CODE
-----------	---	----------------------	----------------------	----------------------	----------------------	------

# ENTER

1

2

3

## TEACHER DIRECTION

- 1 Print the reading passage found on [pages 5-6](#) for EACH (front and back).
- 2 Print the answer recording sheet on [page 12](#) for each student group of students.

RECAP: Print pages 5, 6, and 12 for students.

# STATION

# 5

# BLUE


## THE MISSION

You have been assigned a top-secret mission of utmost importance. A notorious thief has stolen precious gems from a prominent lady, and intelligence reports suggest that they are hidden in a heavily guarded secret vault. In the bustling city of Oakville, Lady Victoria was renowned for her extraordinary

## ABOUT THIS ACTIVITY

The reading passage in this packet allows students to practice their comprehension skills after reading the passage. Students will be searching for evidence. Each station includes a question that will reveal a letter clue.

	OVERVIEW
READING PASSAGE	Students will use the reading passage at each station seeking answers and text evidence.
STATION 1	Students will determine the missing word in the paragraph to reveal a 4-digit code.
STATION 2	Students will number the paragraphs in the reading passage to determine where the missing words can be found (paragraph number). After eliminating the incorrect numbers, a 4-digit code will be revealed.
STATION 3	Students will read each statement and determine if it is true or false.



# 5 STATIONS

## STATION 5: MULTIPLE CHOICE

Answer each multiple-choice question below. Then, count how many times you used each letter answer (ABCD) to reveal the code. Letters may be used more than once or not at all. If an option is not used, put an X in that box on your answer sheet.

1 Who was the mother of the Muses? Who was not a daughter of Gaia?

A. Mnemosyne  
B. Archimedes  
C. Oceanus  
D. Eos

A. Demeter  
B. Athena  
C. Hera  
D. Hestia

2 How many children did Gaia marry with Thea? Gaia married \_\_\_\_\_.


A. 1  
B. 3  
C. 5  
D. 12

3 What is another name for the titan of the sky and goddess of marriage? Who is the titan of the sky and goddess of marriage?

A. Agoge  
B. Doris  
C. Adobe  
D. Deities

A. Uranus  
B. Cronus  
C. Hades  
D. Tethys

Count how many times you used each letter answer to determine the 4-digit code and record it on your answer sheet.



## ANSWER RECORDING SHEET

Record your answers for each station on this sheet. Then, use the directions below to determine final 4-digit ALPHA code. Ex: HBDR

STATION CODES	LETTER CODES
STATION 1: <input type="text"/> <input type="text"/> <input type="text"/> <input type="text"/>	<input type="text"/>
STATION 2: <b>A</b> <b>B</b> <b>C</b> <b>D</b> <b>E</b> <b>F</b>	<input type="text"/>
STATION 3: <input type="text"/> <input type="text"/> <input type="text"/> <input type="text"/>	<input type="text"/>
STATION 4: <input type="text"/> <input type="text"/> <input type="text"/> <input type="text"/>	<input type="text"/>
STATION 5: <input type="text"/> <input type="text"/> <input type="text"/> <input type="text"/>	<input type="text"/>

Do your math in this area:

1 2 3 4 5 6

A#  B#  C#  D#

## STATION 4: COMBINATION

Use your reading passage to determine the combination to the 4-digit lock for this station. You're going to have to use your critical thinking skills and do a tiny bit of math. Pay attention because the "clues" below are NOT in order. There is room on your answer sheet to do the math.

1 The LAST number of the lock is the number of years of the Peloponnesian War. The lock is the number of years of the Peloponnesian War.

2 The FIRST number of the lock is the number of years that the Peloponnesian War lasted. The number of years that the Peloponnesian War lasted.


3 The SECOND number of the lock is the number of heads the Peloponnesian War had. The lock is the number of heads the Peloponnesian War had.

4 The THIRD number of the lock is the number of years that the Peloponnesian War lasted. The lock is the number of years that the Peloponnesian War lasted.

5 The FOURTH number of the lock is the number of years that the Peloponnesian War lasted. The lock is the number of years that the Peloponnesian War lasted.

Once you determine the 4-digit code, decide if the code uses all EVEN #s, all ODD #s or a combination of both.

**ALL EVEN**   **ALL ODD**   **COMBO**



## STATION 1: FILL IN THE BLANKS

Use your reading passage to determine the missing word in each paragraph below. Each missing word has a corresponding NUMBER. The 4-digit code for this station will be the NUMBER of each missing word in the order in which they appear in the paragraph. The code will be recorded on your answer sheet.

1 \_\_\_\_\_, 3,000 years old, was the most powerful of the 12 Titans. Venus was the most powerful of the 12 Titans.

2 \_\_\_\_\_, 300 years old, was the most beautiful of the 12 Titans. Dionysus was the most beautiful of the 12 Titans.


3 \_\_\_\_\_, Cyclops, was the most fearsome of the 12 Titans. Muses were the most fearsome of the 12 Titans.

The 12 Titans were powerful, strong, big, and scary. They were afraid of the caves within the Earth. Oceanus and Gaia had \_\_\_\_\_ children. They were all in charge of the earth. Hyperion married Thea. Titaness of \_\_\_\_\_, Helios: god of the sun, Selene: goddess of the moon, Coeus: \_\_\_\_\_, Phoebe: Titaness. They had two daughters, Asteria: goddess of shooting stars and Leto: goddess of motherhood who became the mother of the Olympian gods Apollo and Artemis.

Once you determine the 4-digit code, decide if the code uses all EVEN #s, all ODD #s or a combination of both.

**ALL EVEN**   **ALL ODD**   **COMBO**

**B**   **H**   **M**



## STATION 3: TRUE OR FALSE

Read each statement below and determine if it is true or false. If the statement is true, color the coin on YOUR answer sheet with that question. If the statement is false, cross out that coin. Once you are finished coloring the coins, add up the TRUE coin values to determine the 4-digit code. One digit of the code will be provided for you. Example: If you have 625, a 6 would be the first box, a 2 would be the second box, and a 5 would be the third box.

A 75 A. Mnemosyne was titaness of memory and the mother of the Three Fates.

B 25 B. The Titans were the goddesses of the stars.

C 50 C. The Titans were the goddesses of the stars.

D 100 D. The Titans were the goddesses of the stars.

E. The Titans were the goddesses of the stars.

F. The Titans were the goddesses of the stars.


G. The Titans were the goddesses of the stars.

H. The Titans were placed in a prison beneath the earth called Tartarus.

After shading the coins on your answer sheet, add up the TRUE statements to get the final total.

**300**   **325**   **3**

**G**   **D**



## STATION 2: PARAGRAPHS

First, number ALL the paragraphs on your reading passage. Then, read each statement below and determine which paragraph NUMBER the statement can be found in. Paragraph numbers MAY be used more than once or not at all. Follow the directions below to determine the 4-digit code and letter clue.

A Gaia and Uranus had several children.

B They were all in charge of the water, and the earth was covered in more water than land.

C Hyperion: Titaness of \_\_\_\_\_, Helios: god of the sun, Selene: goddess of the moon, Coeus: \_\_\_\_\_, Phoebe: Titaness.

D Cronus was the Titan of \_\_\_\_\_, Iapetus was the Titan of \_\_\_\_\_.


E Uranus, Gaia, and Cronus were the first Titans, meaning they couldn't be overthrown.

F Ancient Greece was formed approximately 2,500 years ago near the Mediterranean Sea.

1 ELIMINATE the highest and lowest used paragraph numbers and record the remaining 4-digit code on your answer sheet. 2 Decide which paragraph number was NOT used as a CODE answer.

**NO 9**   **NO 2**   **NO 6**

**L**   **C**   **W**



# STATIONS

## ABOUT THIS ACTIVITY

The reading passage in this packet allows students to work on comprehension skills after reading the passage several times searching for evidence. Each station includes a 4-digit code that will reveal a letter clue.


### OVERVIEW

READING PASSAGE	Students will use the reading passage at EACH station seeking answers and text evidence.
STATION 1	Students will determine the missing words in the paragraph to reveal a 4-digit code.
STATION 2	Students will number the paragraphs and browse the passage to determine where the answers can be found (paragraph number). After eliminating numbers, a 4-digit code will be revealed.
STATION 3	Students will read each statement and determine if it is true or false. They will then ADD all TRUE values to find the 4-digit code.
STATION 4	Students will do some basic math here, read the passage to find the answers and then determine the 4 digit code.
STATION 5	Students will answer 6 multiple choice questions which lead them to a 4 digit code based on the number of times they used each "ABCD" answer.
TEXT MARKING	OPTIONAL: A color code chart is included in case you want students to mark the text, citing evidence of where they found their answers. (This will increase completion time)

© Think Tank

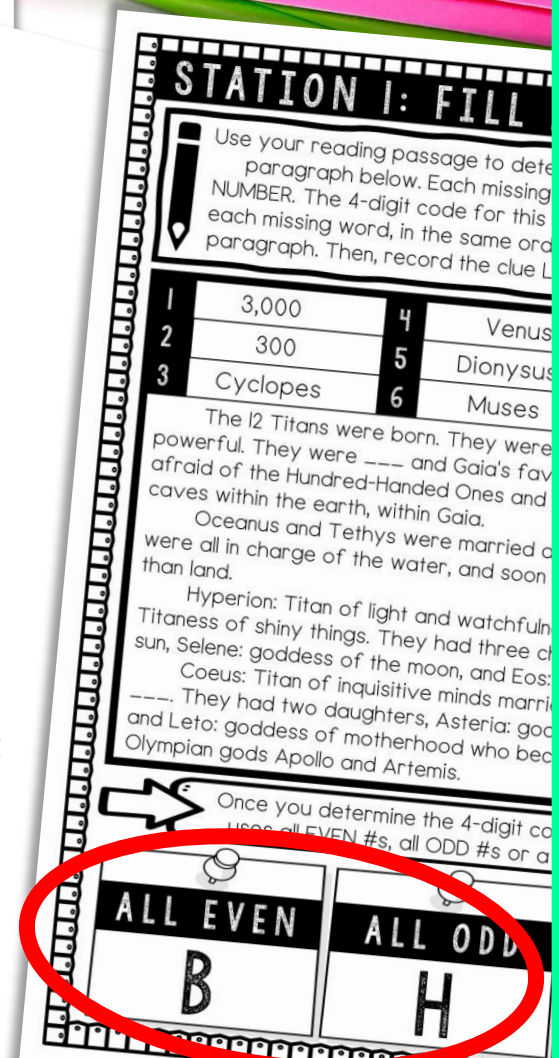
**STUDENTS WILL  
USE THE SAME  
READING  
PASSAGE AT  
EACH STATION  
SEEKING  
ANSWERS AND  
TEXT EVIDENCE.**

# HOW IT WORKS



ENGAGING READING  
COMPREHENSION PRACTICE!

- 1 Students work individually (or in pairs) and visit 5 stations, answer questions, decipher a 4-digit code at each station and grab a "letter" clue for the final alpha code.
- 2 Students will answer the questions (found directly in the passage) on their own recording sheet. Students will have to revisit their reading passage several times at EACH station skimming for answers.



**STATION 1: FILL**

Use your reading passage to determine the missing word in each paragraph below. Each missing word is represented by a 4-digit code. Write the NUMBER. The 4-digit code for this word is: \_\_\_\_\_. Write the word in the same order as it appears in the paragraph. Then, record the clue letter.

1	3,000	4	Venus
2	300	5	Dionysus
3	Cyclopes	6	Muses

The 12 Titans were born. They were powerful. They were \_\_\_\_ and Gaia's favorite. They were afraid of the Hundred-Handed Ones and lived in caves within the earth, within Gaia.

Oceanus and Tethys were married and their children were all in charge of the water, and soon they ruled the world more than land.

Hyperion: Titan of light and watchfulness. He was the Titaness of shiny things. They had three children: Helios, the sun, Selene: goddess of the moon, and Eos: goddess of the dawn.

Coeus: Titan of inquisitive minds married to Phoebe. They had two daughters, Asteria: goddess of prophecy and Leto: goddess of motherhood who became the mother of the Olympian gods Apollo and Artemis.

Once you determine the 4-digit code for each word, write the code in the box below. Use all EVEN #s, all ODD #s or all EVEN #s.

ALL EVEN	ALL ODD
B	H

# BENEFITS

- ✓ STATIONS AND MOVEMENT
- ✓ CLOSE READING
- ✓ COMPREHENSION SKILLS
- ✓ SECRET CODES
- ✓ CITING EVIDENCE
- ✓ CRITICAL THINKING
- ✓ PRINT AND GO
- ✓ ACTIVE LEARNING
- ✓ CROSS-CURRICULAR
- ✓ HIGHLY ENGAGING
- ✓ NO LOCKS NEEDED
- ✓ NO SILLY ENVELOPES TO STUFF
- ✓ NO ODD SHAPES TO CUT OUT



Everything a teacher dreams of wrapped up into one FUN and engaging activity!

# USE FOR:



**ANTICIPATORY SETS**



**UNIT REVIEW**



**EARLY FINISHERS**



**STATIONS**



**REWARD ACTIVITY**



**CENTERS**



**SUB PLANS**



**PARTNER WORK**



**ENRICHMENT**

