

EGYPTIAN PYRAMIDS



DIGITAL ESCAPE™

COLOR CODE

DRAG AND DROP the elements to fill in the reading passage,
then enter the COLOR CODE.

The image shows a laptop screen with a reading passage about Ancient Egypt. At the top of the screen, there is a word bank with five colored buttons: 'limestone' (red), 'pharaohs' (blue), 'north' (green), 'necropolis' (yellow), and 'Nile River' (purple). Below the word bank is the reading passage with several blank lines for filling in the words. To the right of the passage is a vertical color key with five colored squares corresponding to the word bank: red, green, blue, yellow, and purple. The laptop is on a desk with a pencil holder and a succulent plant visible in the background.

limestone **pharaohs** **north**
necropolis **Nile River**

Ancient Egypt was a civilization that lasted over 3,000 years, located along the _____ in northeast Africa. This civilization was one of the longest and most powerful ones in history. They are well known for their pyramids, which were built as a burial and memorial for _____.

Pyramids were large structures built out of rocks and _____ with four triangular sides coming to a point on top. Ancient Egypt was divided into two regions known as Upper Egypt and Lower Egypt. This was based on the flow of the Nile River. Oddly, Upper Egypt was in the south and Lower Egypt was in the _____.

Palaces, houses, and temples were built on the eastern bank of the Nile. The _____, or "city of the dead," was on the western bank of the Nile.

Color key:
Red
Green
Blue
Yellow
Purple



9 CHALLENGES

After successfully completing each challenge students will earn a number for the final lock code.

Nice job sleuth!

4

CONTINUE

THINK
TANK

PIGPEN CIPHER

REVEAL A DECODER HIDDEN BENEATH THE IMAGE ON THE LEFT,
THEN DECODE THE WORDS.

SCRATCH ME

1.

2.

3.

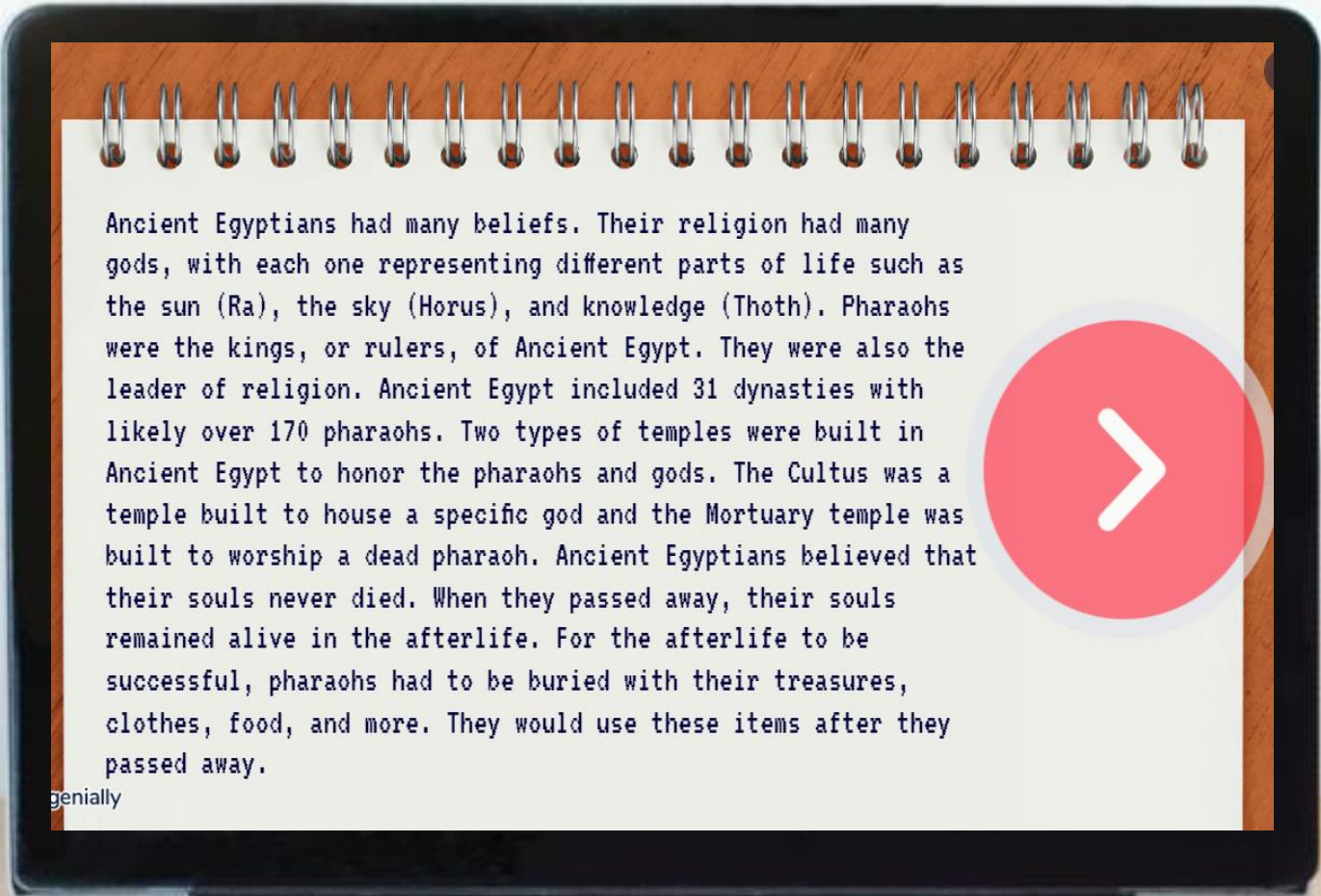
4.

✓ CHECK



6 PASSAGES

Students will read 6 short passages about the topic,
then answer questions.










Ancient Egyptians had many beliefs. Their religion had many gods, with each one representing different parts of life such as the sun (Ra), the sky (Horus), and knowledge (Thoth). Pharaohs were the kings, or rulers, of Ancient Egypt. They were also the leader of religion. Ancient Egypt included 31 dynasties with likely over 170 pharaohs. Two types of temples were built in Ancient Egypt to honor the pharaohs and gods. The Cultus was a temple built to house a specific god and the Mortuary temple was built to worship a dead pharaoh. Ancient Egyptians believed that their souls never died. When they passed away, their souls remained alive in the afterlife. For the afterlife to be successful, pharaohs had to be buried with their treasures, clothes, food, and more. They would use these items after they passed away.

genially



WHAT'S INCLUDED?

-  **TEACHER GUIDE**
-  **9 PUZZLE CHALLENGES**
-  **6 READING PASSAGES**
-  **2 POP UP MYSTERY PUZZLES**
-  **FREQUENTLY ASKED QUESTIONS**
-  **PUZZLE HELP AND ANSWER KEY**
-  **DIGITAL POP-UP HINTS**

**THINK
TANK**

CLICK AND BYE

Students will eliminate false answers to reveal a four-digit code to move on.

Hieroglyphics was a form of writing using pictures and symbols.

Ancient Egyptians believed that their souls never died.

The embalming process (preserving the bodies) took just four hours.

CLICK ON THE FALSE STATEMENTS TO ELIMINATE THEM AND REVEAL A CODE.

Ancient Egypt included 91 dynasties with likely over 1,000 pharaohs.

Egyptian pyramids were always built to the east of the Nile River.

Ancient Egypt was divided into two regions known as Upper Egypt and Lower Egypt.

Pharaohs were also the leader of religion.

Mummies would be wrapped in linen to preserve the body.

Ra was the goddess of the sky.

CONTINUE



REVEAL

STUDENTS WILL DRAG THE FLASHLIGHT TO REVEAL
HIDDEN IMAGES.



SAMPLE

Test the link and solve some
TEACHER PUZZLES!



[CLICK HERE](#)








PUZZLE TYPES

QWERTY
TEXT MESSAGE
CLICK & BYE
JIGSAW

COLOR CODE
DRAG & DROP
CIPHER
DIRECTIONAL



QUESTIONS

-  5 FILL IN THE BLANK
-  8 DRAG AND DROP
-  9 TRUE OR FALSE
-  6 UNSCRAMBLE WORDS
-  7 MULTIPLE CHOICE

JIGSAW


COMPLETE THE JIGSAW PUZZLE TO REVEAL A
FOUR-DIGIT CODE TO MOVE ON.




BENEFITS




SELF-GRADING



IMMEDIATE STUDENT FEEDBACK




PAPERLESS




NO PREP



SAVES YOU TIME



CRITICAL THINKING



**THINK
TANK**

POP-UPS


ALONG THE WAY, STUDENTS WILL ENCOUNTER INTERACTIVE
MYSTERY POP-UP PUZZLES.




OPTIONS




FRONT-LOADING




GROUP STATIONS



SUB PLANS



UNIT REVIEW




ENRICHMENT ACTIVITY



TEAMWORK ACTIVITY



REWARD ACTIVITY



**THINK
TANK**

COLLECT KEYS

After completing each puzzle, students
will earn a "key"



FINAL CODE

STUDENTS ENTER THE FINAL CODE 9-DIGIT CODE
TO CRACK THE CASE.

ENTER THE
9 DIGIT CODE TO
THE THIEF'S VAULT

RETURN

