

BENJAMIN FRANKLIN

ESCAPE ROOM

Where was Benjamin Franklin born?
A. 3
B. 5
C. 7
D. 9

6 Where was Benjamin Franklin born?
A. Pennsylvania
B. Virginia
C. New Jersey
D. Massachusetts

How many times you used each letter answer (ABCD) to solve the 4-digit code and record it on your answer sheet.

2103 1203
J N

passed MINUS 1760.

The FIRST number of the lock is the year the Treaty of Paris was negotiated MINUS 1779.

The THIRD number of the lock is the year Benjamin Franklin was born MINUS 1700.

Once you determine the 4-digit code, decide if the code uses all EVEN #s, all ODD #s or a combination of both.

ALL EVEN ALL ODD COMBO
K P

Congress 5 Ghent 7 1752
6 Civil 8 1762
9 Revolutionary

In 1774, as Britain continued to enforce taxes and laws on the colonies and the ____ War became closer, Franklin suggested the colonies meet at the First Continental Congress. Later, Franklin was chosen as the delegate (representative) of Pennsylvania who would attend the Second Continental ____ of Pennsylvania. After the war began, the Second Continental ____ of the five writers chosen to draft the document. Franklin was one of the five writers chosen to draft the document. Franklin was later sent to France to negotiate the Treaty of ____ in 1783, which officially ended the Revolutionary War. Besides his active political role in America's independence, Benjamin Franklin was also a scientist and inventor. He is most known for his kite experiment in ____.

Once you determine the 4-digit code, decide if the code uses all EVEN #s, all ODD #s or a combination of both.

ALL EVEN ALL ODD COMBO
B M

STATION 2: PARAGRAPHS

First, number ALL the paragraphs on your reading passage. Then, read each statement below and determine which paragraph NUMBER the statement can be found in. Paragraph numbers MAY be used more than one time or not at all. Use the directions below to reveal the 4-digit code and let the door open.

A Franklin protested this tax on behalf of the colonies. Parliament repealed (canceled) it.
B In 2009, an original copy of his almanac was found in Pennsylvania.
C Franklin was one of the five writers chosen to draft the document.
D Benjamin Franklin was one of the Founding Fathers of the United States.

STATION 3: TRUE OR FALSE

Read each statement below and determine if it is true or false. If the statement is true, color the coin on YOUR answer sheet that corresponds with that question. If the statement is false, cross out that coin value. When you are finished add the TOTAL of ALL TRUE coin values to reveal your letter clue. One digit of the code has been provided for you. If the total is 625, a 6 would go in the first box, the 2 in the second box and so on.

A 75 A. Franklin is the only Founding Father that signed all four documents that formed the United States. E 100
B 25 B. Franklin was honored on the \$50 dollar bill. F
C C. The Stamp Act was passed in 1762, forcing colonists to pay unfair taxes on sugar.
D D. Although he did not have a formal education, Franklin was a self-taught man.

BENJAMIN FRANKLIN

Benjamin Franklin was one of the Founding Fathers of the United States. He was a politician, writer, diplomat, and inventor. His most important role in America's independence from the British was his role in the Declaration of Independence.

Franklin was born on January 17, 1706, in Philadelphia, Pennsylvania. He came from a very large family. His father was a soap maker and a printer. Although he did not have a formal education, Benjamin had a love for reading books and gained much knowledge from them. He also taught himself how to read and write.

When he was 17, Franklin started working at his brother's printing shop. From his time at his brother's shop, he learned the printer's trade. In 1727, he started the Pennsylvania Gazette newspaper in Philadelphia.

THINK TANK

STATIONS ACTIVITY

WHAT'S INCLUDED?

- ✓ READING PASSAGE
- ✓ 5 STATIONS
- ✓ TEACHER GUIDE
- ✓ ANSWER KEY
- ✓ STUDENT DIRECTIONS
- ✓ TEXT MARKING OPTION
- ✓ PROP SIGNS

STATION 1: FILL IN THE BLANK

Use your reading passage to determine the missing words in the paragraph below. Each missing word has a corresponding NUMBER. The 4-digit code for this station will be the NUMBER for each missing word, in the same order in which they appear in the paragraph. Then, record the clue LETTER on your answer sheet.

STATION 2: PARAGRAPHS

First, number ALL the paragraphs on your reading passage. Then, read each statement below and determine which paragraph NUMBER the statement can be found in. Paragraph numbers MAY be used more than one time or not at all. Follow the directions below to reveal the 4-digit code and letter clue.

STATION 3: TRUE OR FALSE

Read each statement below and determine if it is true or false. If the statement is true, color the coin on YOUR answer sheet that corresponds with that question. If the statement is false, cross out that coin value. When you are finished add the TOTAL of ALL TRUE coin values to reveal your letter clue. One digit of the code has been provided for you. If the total is 625, a 6 would go in the first box, the 2 in the second box and so on.

STATION 4: COMBINATION

Use your reading passage to determine the combination to the 4-digit lock for this station. You're going to have to use your critical thinking skills and do a tiny bit of math. Pay attention because the "clues" below are NOT in order. There is room on your answer sheet to do the math.

STATION 5: MULTIPLE CHOICE

Answer each multiple-choice question below. Then, count the number of times you used each letter answer (ABCD) to reveal your 4-digit code. Letters may be used more than once or not at all. If a letter option is not used, put a zero in that box on your answer sheet.

ANSWER RECORDING SHEET

Record your answers for each station on this sheet. Then, use the directions below to determine final 4-digit ALPHA code. Ex: HBDR

STATION CODES

LETTER CLUE

STATION 1	→	<input type="text"/>	<input type="text"/>	<input type="text"/>	<input type="text"/>	CODE
-----------	---	----------------------	----------------------	----------------------	----------------------	------

A	B	C	D	E	F	
---	---	---	---	---	---	--

STATION 2	→	<input type="text"/>	<input type="text"/>	<input type="text"/>	<input type="text"/>	CODE
-----------	---	----------------------	----------------------	----------------------	----------------------	------

ENTER

1

2

3

TEACHER DIRECTION

- 1 Print the reading passage found on [pages 5-6](#) for EACH (front and back).
- 2 Print the answer recording sheet on [page 12](#) for each student group of students.

RECAP: Print pages 5, 6, and 12 for students.

STATION

5

BLUE


THE MISSION

You have been assigned a top-secret mission of utmost importance. A notorious thief has stolen precious gems from a prominent lady, and intelligence reports suggest that they are hidden in a heavily guarded secret vault. In the bustling city of Oakville, Lady Victoria was renowned for her extraordinary

ABOUT THIS ACTIVITY

The reading passage in this packet allows students to practice their comprehension skills after reading the passage. Students will be searching for evidence. Each station includes a question that will reveal a letter clue.

	OVERVIEW
READING PASSAGE	Students will use the reading passage at each station seeking answers and text evidence.
STATION 1	Students will determine the missing word in the paragraph to reveal a 4-digit code.
STATION 2	Students will number the paragraphs in the reading passage to determine where the missing words can be found (paragraph number). After eliminating the incorrect numbers, a 4-digit code will be revealed.
STATION 3	Students will read each statement and determine if it is true or false.



5 STATIONS

STATION 5: MULTIPLE CHOICE

Answer each multiple-choice question below. Then, count how many times you used each letter answer (ABCD) to reveal the code. Letters may be used more than once or not at all. An option is not used, put an X in that box on your answer sheet.

1. What role did Franklin play in the creation of the Constitution?

A. Vice President
B. Secretary of State
C. Speaker of the House
D. Postmaster General


2. What public building was one of his first drafts?

A. First library
B. First hospital
C. First fire department
D. All of the above

3. What was the name of the house he designed in Philadelphia?

A. Parliament
B. Noble House
C. Grand Senate
D. House of Burgesses

Count how many times you used each letter answer to determine the 4-digit code and record it on your answer sheet.



ANSWER RECORDING SHEET

Record your answers for each station on this sheet. Then, use the directions below to determine final 4-digit ALPHA code. Ex: HBDR

STATION CODES	LETTER CODES
STATION 1: [] [] [] []	[] [] [] []
STATION 2: A B C D E F	[] [] [] []
STATION 3: A 75 B 25 C 50 D 100 E 100 F 75 G 50 H 25	[] [] [] []
STATION 4: Do your math in this area:	[] [] [] []
STATION 5: 1 2 3 4 5 6	[] [] [] []

Do your math in this area:

Once you determine the 4-digit code, decide if it uses all EVEN #s, all ODD #s or a combination of both.

STATION 4: COMBINATION

Use your reading passage to determine the combination to the 4-digit lock for this station. You're going to have to use your critical thinking skills and do a tiny bit of math. Pay attention because the "clues" below are NOT in order. There is room on your answer sheet to do the math.

LAST number of the lock is Franklin's age when he signed the Pennsylvania Gazette.

SECOND number of the lock is the year the Star-Spangled Banner was written.

Third number of the lock is the year Franklin was born.

Once you determine the 4-digit code, decide if the code uses all EVEN #s, all ODD #s or a combination of both.

ALL EVEN ALL ODD COMBO

STATION 1: FILL IN THE BLANKS

Use your reading passage to determine the missing word in each paragraph below. Each missing word has a corresponding NUMBER. The 4-digit code for this station will be the NUMBER of each missing word in the order in which they appear in the paragraph. The code will be recorded on your answer sheet.

1. Paris
2. Burgess
3. Congress

4. Versailles
5. Ghent
6. Civil War

7. 1756
8. 1763
9. Revolutions


In 1774, the colonies and the British government met in Philadelphia. Franklin suggested that the colonies meet in person. Later, Franklin was chosen to be one of the delegates to the Continental Congress. After the meeting began, the delegates began writing the Declaration of Independence. Franklin was one of the five signers of the document. Franklin later sent the document to the Continental Congress, which officially adopted it.

Besides his active political role in America's independence, Benjamin Franklin was also a scientist and inventor. He is known for his kite experiment in _____.

Once you determine the 4-digit code, decide if it uses all EVEN #s, all ODD #s or a combination of both.

ALL EVEN ALL ODD COMBO

B H M



STATION 3: TRUE OR FALSE

Read each statement below and determine if it is true or false. If the statement is true, color the coin on YOUR answer sheet that matches that question. If the statement is false, cross out that coin. Once you are finished coloring the coins, add up the TRUE coin values to determine the final 4-digit code. One digit of the code will be provided for you.

A 75
B 25
C 50
D 100

A. Franklin was the only Founding Father that signed the Declaration of Independence for the United States.

B. Franklin was honored on the one-dollar bill.

C. Franklin was the first to suggest that the government should fund public education.

D. Franklin was the first to suggest that the government should fund public education.

E. Franklin was the first to suggest that the government should fund public education.

F. Franklin was the first to suggest that the government should fund public education.


G. Franklin was the first to suggest that the government should fund public education.

H. Franklin came from a very large family with 16 siblings.

After shading the coins on your answer sheet, add up the values of the TRUE statements to get the final total.

300 350 3

G D



STATION 2: PARAGRAPHS

First, number ALL the paragraphs on your reading passage. Then, read each statement below and determine which paragraph NUMBER the statement can be found in. Paragraph numbers MAY be used more than once or not at all. Follow the directions below to determine the 4-digit code and letter clue.

A. Franklin protested the tax on behalf of the colonies until Parliament repealed it.

B. In 2009, an original copy of his almanac was found in Pennsylvania.

C. Franklin was the first to draft the document.

D. Benjamin Franklin was one of the signers of the United States Constitution.

E. The popular cartoon in the 18th century was the first political cartoon in the world.

F. In 1732, he began publishing Poor Richard's Almanac, one of his most famous publications.

ELIMINATE the highest and lowest used paragraph numbers and record the remaining 4-digit code on your answer sheet. Decide which paragraph number was NOT used as a CODE answer.

NO 2 NO 3 NO 4

L C W



STATIONS

ABOUT THIS ACTIVITY

The reading passage in this packet allows students to work on comprehension skills after reading the passage several times searching for evidence. Each station includes a 4-digit code that will reveal a letter clue.


OVERVIEW

READING PASSAGE	Students will use the reading passage at EACH station seeking answers and text evidence.
STATION 1	Students will determine the missing words in the paragraph to reveal a 4-digit code.
STATION 2	Students will number the paragraphs and browse the passage to determine where the answers can be found (paragraph number). After eliminating numbers, a 4-digit code will be revealed.
STATION 3	Students will read each statement and determine if it is true or false. They will then ADD all TRUE values to find the 4-digit code.
STATION 4	Students will do some basic math here, read the passage to find the answers and then determine the 4 digit code.
STATION 5	Students will answer 6 multiple choice questions which lead them to a 4 digit code based on the number of times they used each "ABCD" answer.
TEXT MARKING	OPTIONAL: A color code chart is included in case you want students to mark the text, citing evidence of where they found their answers. (This will increase completion time)

© Think Tank

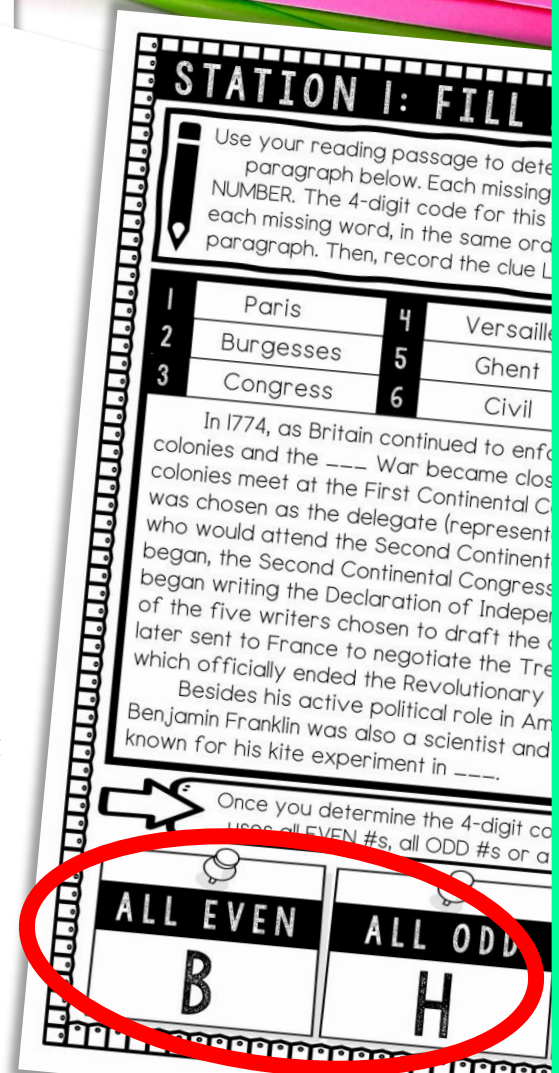
**STUDENTS WILL
USE THE SAME
READING
PASSAGE AT
EACH STATION
SEEKING
ANSWERS AND
TEXT EVIDENCE.**

HOW IT WORKS



ENGAGING READING
COMPREHENSION PRACTICE!

- 1 Students work individually (or in pairs) and visit 5 stations, answer questions, decipher a 4-digit code at each station and grab a "letter" clue for the final alpha code.
- 2 Students will answer the questions (found directly in the passage) on their own recording sheet. Students will have to revisit their reading passage several times at EACH station skimming for answers.



STATION 1: FILL

Use your reading passage to determine the missing word in each paragraph below. Each missing word is represented by a 4-digit code. The 4-digit code for this word is represented by the numbers 1-6. Write the 4-digit code for each missing word, in the same order as the word appears in the paragraph. Then, record the clue letter.

1	Paris	4	Versaille
2	Burgesses	5	Ghent
3	Congress	6	Civil

In 1774, as Britain continued to enforce the Navigation Acts on the colonies and the ____ War became close, the colonies meet at the First Continental Congress. ____ was chosen as the delegate (representative) who would attend the Second Continental Congress. ____ began, the Second Continental Congress began writing the Declaration of Independence. ____ of the five writers chosen to draft the Declaration of Independence later sent to France to negotiate the Treaty of Paris, which officially ended the Revolutionary War. Besides his active political role in America, Benjamin Franklin was also a scientist and inventor known for his kite experiment in ____.

Once you determine the 4-digit code for each missing word, use all EVEN #s, all ODD #s or a combination of both to determine the clue letter.

ALL EVEN	ALL ODD
B	H

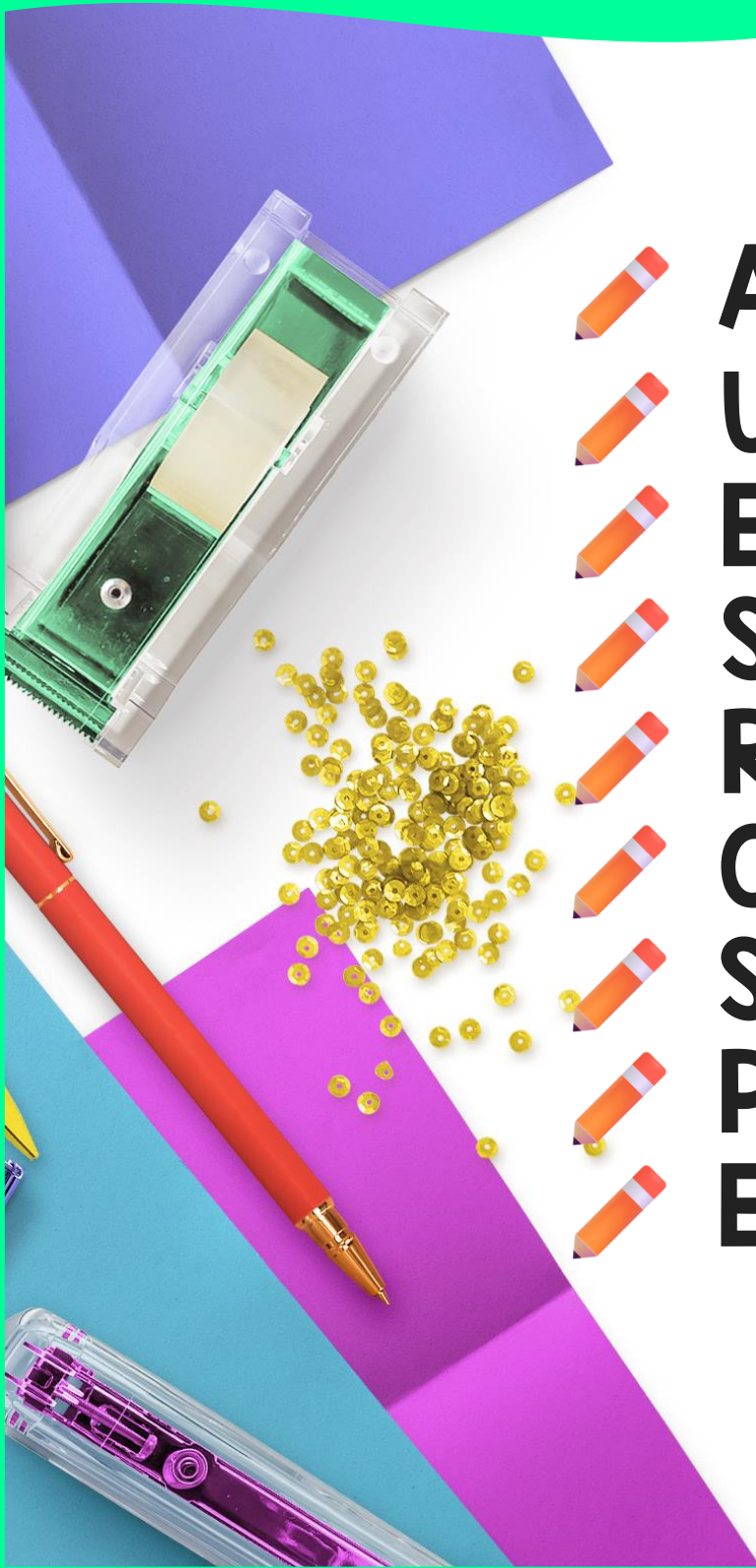









BENEFITS

- ✓ STATIONS AND MOVEMENT
- ✓ CLOSE READING
- ✓ COMPREHENSION SKILLS
- ✓ SECRET CODES
- ✓ CITING EVIDENCE
- ✓ CRITICAL THINKING
- ✓ PRINT AND GO
- ✓ ACTIVE LEARNING
- ✓ CROSS-CURRICULAR
- ✓ HIGHLY ENGAGING
- ✓ NO LOCKS NEEDED
- ✓ NO SILLY ENVELOPES TO STUFF
- ✓ NO ODD SHAPES TO CUT OUT



Everything a teacher dreams of wrapped up into one FUN and engaging activity!

USE FOR:

- 
-  **ANTICIPATORY SETS**
 -  **UNIT REVIEW**
 -  **EARLY FINISHERS**
 -  **STATIONS**
 -  **REWARD ACTIVITY**
 -  **CENTERS**
 -  **SUB PLANS**
 -  **PARTNER WORK**
 -  **ENRICHMENT**