

MIDDLE KINGDOM

ESCAPE ROOM

A. Local invaders
B. Foreign rulers
C. International attacks
D. None of the above

6 During the rule of Mentuhotep II, what was the capital city of Ancient Egypt?

A. Thebes
B. Karnak
C. Athens
D. Giza

How many times you used each letter answer (ABCD) to solve the 4-digit code and record it on your answer sheet.

3201	1203
J	N

southern Egypt MINUS 1992.

The FIRST number of the lock is the number of years Pharaoh Amenemhat III ruled for MINUS 41.

The THIRD number of the lock is the dynasty number in which Ancient Egypt was at its peak MINUS 10.

Once you determine the 4-digit code, decide if the code uses all EVEN #s, all ODD #s or a combination of both.

ALL EVEN	ALL ODD	COMBO
K	P	

Triple 5 6 7 8 9

Apollo 7 8 9

wealthy Re

poor Double

Mentuhotep II was a very powerful and respected leader who ruled for ___ years. Mentuhotep II wore the ___ Crown, which represented the unification (bringing together) of Upper and Lower Egypt. He brought many changes to Egypt. He constructed a navy and sent the first naval expedition to Upper Egypt. He made pharaohs gods again in the eyes of the people and they went back to believing in them. Gods commonly worshipped were the sun god ____, the underworld god Osiris, and the sky god Horus. He also expanded the borders of Egypt and built an army to protect them from invaders. He worked to unite and rebuild the government since it was divided during The First Intermediate Period and was able to make it strong and ____.

Once you determine the 4-digit code, decide if the code uses all EVEN #s, all ODD #s or a combination of both.

ALL EVEN	ALL ODD	COMBO
B	M	

STATION 2: PARAGRAPHS

First, number ALL the paragraphs on your reading passage. Then, read each statement below and determine which paragraph NUMBER the statement can be found in. Paragraph numbers MAY be used more than one time or not at all. Use the directions below to reveal the 4-digit code and letter clue.

A In 2000 BC, Mentuhotep II became king of southern Egypt.

B The Valley of the Kings later contained at least 63 tombs.

C Literature and reading became important during the Middle Kingdom.

D The Middle Kingdom went through 3 main dynasties.

STATION 3: TRUE OR FALSE

Read each statement below and determine if it is true or false. If the statement is true, color the coin on YOUR answer sheet that corresponds with that question. If the statement is false, cross out that coin value. When you are finished add the TOTAL of ALL TRUE coin values to reveal your letter clue. One digit of the code has been provided for you. If the total is 625, a 6 would go in the first box, the 2 in the second box and so on.

A 75	E 100
B 25	F

A. The Middle Kingdom was sometimes called the "The Period of Exploration."

B. The 2nd Intermediate Period was when Northern Egypt was ruled by the Hyksos.

C. During the Twelfth Dynasty a new capital city was built, called Cairo.

D. Egypt went through seven dynasties during the Middle Kingdom.

MIDDLE KINGDOM

The Middle Kingdom, sometimes called the "The Period of Reunification," occurred between 1775 BC and 1640 BC in Egypt was established along the Nile River. The Middle Kingdom was known as the Old Kingdom, the Middle Kingdom, and the New Kingdom. Between each of those periods, there was a period of government and the people were not united. A dynasty is a family or group of rulers who are related. The Middle Kingdom went through 3 main dynasties, the Twelfth, Thirteenth, and Fourteenth. The Twelfth Dynasty was a powerful pharaoh of the Middle Kingdom. The Thirteenth Dynasty was known as the "The Period of Reunification" because when his reign began, the Middle Kingdom was in its first Intermediate Period which was a time of war. Egypt was divided into four kingdoms during this time.

THINK TANK

STATIONS ACTIVITY

WHAT'S INCLUDED?

- ✓ READING PASSAGE
- ✓ 5 STATIONS
- ✓ TEACHER GUIDE
- ✓ ANSWER KEY
- ✓ STUDENT DIRECTIONS
- ✓ TEXT MARKING OPTION
- ✓ PROP SIGNS

STATION 1: FILL IN THE BLANK

Use your reading passage to determine the missing words in the paragraph below. Each missing word has a corresponding NUMBER. The 4-digit code for this station will be the NUMBER for each missing word, in the same order in which they appear in the paragraph. Then, record the clue LETTER on your answer sheet.

STATION 2: PARAGRAPHS

First, number ALL the paragraphs on your reading passage. Then, read each statement below and determine which paragraph NUMBER the statement can be found in. Paragraph numbers MAY be used more than one time or not at all. Follow the directions below to reveal the 4-digit code and letter clue.

STATION 3: TRUE OR FALSE

Read each statement below and determine if it is true or false. If the statement is true, color the coin on YOUR answer sheet that corresponds with that question. If the statement is false, cross out that coin value. When you are finished add the TOTAL of ALL TRUE coin values to reveal your letter clue. One digit of the code has been provided for you. If the total is 625, a 6 would go in the first box, the 2 in the second box and so on.

STATION 4: COMBINATION

Use your reading passage to determine the combination to the 4-digit lock for this station. You're going to have to use your critical thinking skills and do a tiny bit of math. Pay attention because the "clues" below are NOT in order. There is room on your answer sheet to do the math.

STATION 5: MULTIPLE CHOICE

Answer each multiple-choice question below. Then, count the number of times you used each letter answer (ABCD) to reveal your 4-digit code. Letters may be used more than once or not at all. If a letter option is not used, put a zero in that box on your answer sheet.

ANSWER RECORDING SHEET

Record your answers for each station on this sheet. Then, use the directions below to determine final 4-digit ALPHA code. Ex: HBDR

STATION CODES

LETTER CLUE

STATION 1	→	<input type="text"/>	<input type="text"/>	<input type="text"/>	<input type="text"/>	CODE
-----------	---	----------------------	----------------------	----------------------	----------------------	------

A	B	C	D	E	F	
---	---	---	---	---	---	--

STATION 2	→	<input type="text"/>	<input type="text"/>	<input type="text"/>	<input type="text"/>	CODE
-----------	---	----------------------	----------------------	----------------------	----------------------	------

ENTER

1

2

3

TEACHER DIRECTION

- 1 Print the reading passage found on [pages 5-6](#) for EACH (front and back).
- 2 Print the answer recording sheet on [page 12](#) for each student group of students.

RECAP: Print pages 5, 6, and 12 for students.

STATION

5

BLUE


THE MISSION

You have been assigned a top-secret mission of utmost importance. A notorious thief has stolen precious gems from a prominent lady, and intelligence reports suggest that they are hidden in a heavily guarded secret vault. In the bustling city of Oakville, Lady Victoria was renowned for her extraordinary

ABOUT THIS ACTIVITY

The reading passage in this packet allows students to practice their comprehension skills after reading the passage. Students will be searching for evidence. Each station includes a question that will reveal a letter clue.

	OVERVIEW
READING PASSAGE	Students will use the reading passage at each station seeking answers and text evidence.
STATION 1	Students will determine the missing word in the paragraph to reveal a 4-digit code.
STATION 2	Students will number the paragraphs in the reading passage to determine where the missing words can be found (paragraph number). After eliminating the unnecessary numbers, a 4-digit code will be revealed.
STATION 3	Students will read each statement and determine if it is true or false.



5 STATIONS

STATION 5: MULTIPLE CHOICE

Answer each multiple-choice question below. Then, count how many times you used each letter answer (ABCD) to reveal the code. Letters may be used more than once or not at all. If an option is not used, put an X in that box on your answer sheet.

1. Ancient Egypt was first established along what river in the Middle Kingdom?

A. Yellow River
B. Thebes River
C. Amazon River
D. Nile River


2. Who had the most influence on the word "Menthu" in the name of Mentuhotep II?

A. Hatshepsut
B. Ramses IX
C. King Tut
D. Mentuhotep II

3. Which dynasty was the capital of Egypt during the Middle Kingdom?

A. 11, 12, and 13
B. 14, 15 and 16
C. 16, 17 and 18
D. 21, 22 and 23

Count how many times you used each letter answer to determine the 4-digit code and record it on your answer sheet.



ANSWER RECORDING SHEET

Record your answers for each station on this sheet. Then, use the directions below to determine final 4-digit ALPHA code. Ex: HBDR

STATION	STATION CODES	LETTER
STATION 1	→ [] [] [] [] []	
STATION 2	A B C D E F	
STATION 3	→ [] [] [] [] []	
STATION 4	→ [] [] [] [] []	
STATION 5	→ [] [] [] [] []	

Do your math in this area:

1 2 3 4 5 6

A# [] B# [] C# [] D# []

STATION 4: COMBINATION

Use your reading passage to determine the combination to the 4-digit lock for this station. You're going to have to use your critical thinking skills and do a tiny bit of math. Pay attention because the "clues" below are NOT in order. There is room on your answer sheet to do the math.

1. The LAST number of the lock is the number of main dynasties during the Middle Kingdom.


2. The SECOND number of the lock is the year of the king of Egypt in 1992.

3. The THIRD number of the lock is the number of the pharaoh of Egypt in 1992.

4. The FOURTH number of the lock is the number of the pharaoh of Egypt in 1992.

Once you have your combination, decide if the code uses all EVEN #s, all ODD #s or a combination of both.

ALL EVEN ALL ODD COMBO



STATION 1: FILL IN THE BLANKS

Use your reading passage to determine the missing word in each paragraph below. Each missing word has a corresponding NUMBER. The 4-digit code for this station will be the NUMBER of each missing word in the order in which they appear in each paragraph. Then, use the letter clue to determine the code.

1. Hermes was the god of _____.

2. _____ was the god of the underworld.

3. _____ was the god of the sun, moon, and stars.

4. _____ was the god of the sky and thunder.

5. _____ was the god of the earth and fertility.

6. _____ was the god of the dead.

7. _____ was the god of the sun and life.

8. _____ was the god of the sun and life.

9. _____ was the god of the sun and life.

10. _____ was the god of the sun and life.

Once you determine the 4-digit code, decide if it uses all EVEN #s, all ODD #s or a combination of both.

ALL EVEN ALL ODD COMBO

B H M



STATION 3: TRUE OR FALSE


Read each statement below and determine if it is true or false. If the statement is true, color the coin on YOUR answer sheet that matches that question. If the statement is false, cross out that coin. Once you are finished coloring the coins, use the TRUE coin values to determine the final 4-digit ALPHA code. One digit of the code is provided for you as a clue. One digit of the code is provided for you as a clue.

A. The Middle Kingdom was called the "Age of Exploration."
B. The Middle Kingdom was ruled by the Hyksos.
C. The Middle Kingdom was ruled by the Hyksos.
D. The Middle Kingdom was ruled by the Hyksos.
E. The Middle Kingdom was ruled by the Hyksos.
F. The Middle Kingdom was ruled by the Hyksos.
G. The Middle Kingdom was ruled by the Hyksos.
H. The Valley of the Kings later contained at least 63 tombs.

After shading the coins on your answer sheet, use the TRUE statements to get the final total.

275 225

G D



STATION 2: PARAGRAPHS

First, number ALL the paragraphs on your reading passage. Then, read each statement below and determine which paragraph NUMBER the statement can be found in. Paragraph numbers MAY be used more than once or not at all. Follow the directions below to determine the 4-digit code and letter clue.

A. In 2000 BC, Mentuhotep II became king of Upper Egypt.

B. The Valley of the Kings later contained at least 63 tombs.

C. Literature and art flourished during the Middle Kingdom.

D. The Middle Kingdom was ruled by the Hyksos.


E. Egypt was established in the northeast of Africa.

F. During the Twentieth Dynasty, Ancient Egypt was at its peak because of the powerful Mentuhotep II's previous rule.

ELIMINATE the highest and lowest used paragraph numbers and record the remaining 4-digit code on your answer sheet. Decide which paragraph number was NOT used as a CODE answer.

NO 6 NO 4 NO 2

L C W



STATIONS

ABOUT THIS ACTIVITY

The reading passage in this packet allows students to work on comprehension skills after reading the passage several times searching for evidence. Each station includes a 4-digit code that will reveal a letter clue.


OVERVIEW

READING PASSAGE	Students will use the reading passage at EACH station seeking answers and text evidence.
STATION 1	Students will determine the missing words in the paragraph to reveal a 4-digit code.
STATION 2	Students will number the paragraphs and browse the passage to determine where the answers can be found (paragraph number). After eliminating numbers, a 4-digit code will be revealed.
STATION 3	Students will read each statement and determine if it is true or false. They will then ADD all TRUE values to find the 4-digit code.
STATION 4	Students will do some basic math here, read the passage to find the answers and then determine the 4 digit code.
STATION 5	Students will answer 6 multiple choice questions which lead them to a 4 digit code based on the number of times they used each "ABCD" answer.
TEXT MARKING	OPTIONAL: A color code chart is included in case you want students to mark the text, citing evidence of where they found their answers. (This will increase completion time)

© Think Tank

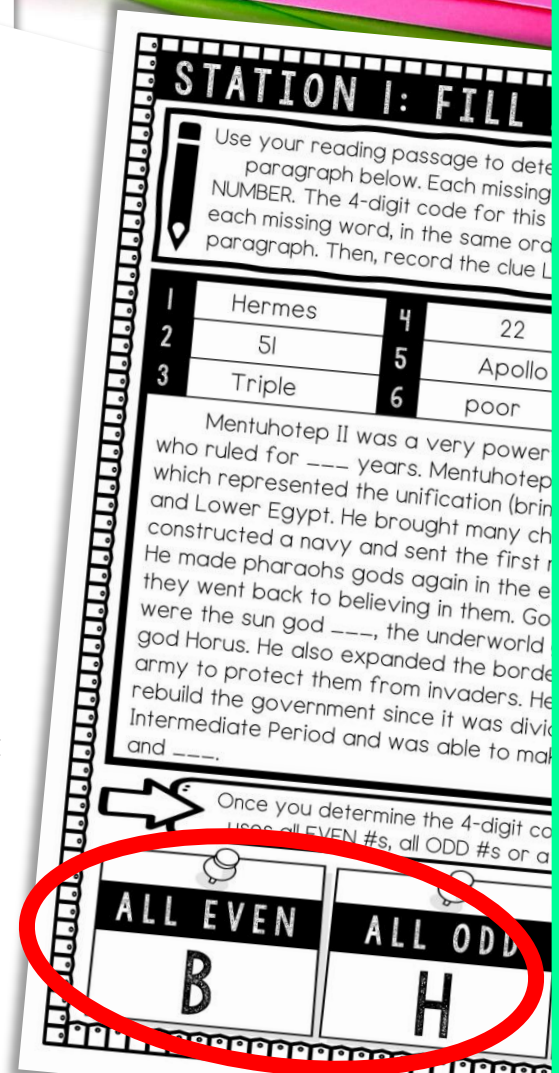
**STUDENTS WILL
USE THE SAME
READING
PASSAGE AT
EACH STATION
SEEKING
ANSWERS AND
TEXT EVIDENCE.**

HOW IT WORKS



ENGAGING READING
COMPREHENSION PRACTICE!

- 1 Students work individually (or in pairs) and visit 5 stations, answer questions, decipher a 4-digit code at each station and grab a "letter" clue for the final alpha code.
- 2 Students will answer the questions (found directly in the passage) on their own recording sheet. Students will have to revisit their reading passage several times at EACH station skimming for answers.



STATION 1: FILL

Use your reading passage to determine the missing word in each paragraph below. Each missing word is represented by a NUMBER. The 4-digit code for this station is _____. Write each missing word, in the same order as the numbers, in the same order as the numbers. Then, record the clue L

1	Hermes	4	22
2	51	5	Apollo
3	Triple	6	poor

Mentuhotep II was a very powerful pharaoh who ruled for ____ years. Mentuhotep II was the first pharaoh which represented the unification (bring together) of Upper and Lower Egypt. He brought many changes to Egypt. He constructed a navy and sent the first Egyptian ships to the Red Sea. He made pharaohs gods again in the end of his reign. They went back to believing in them. Gods were the sun god ____, the underworld god Horus. He also expanded the border of Egypt. He sent an army to protect them from invaders. He rebuilt the government since it was divided during the Intermediate Period and was able to maintain a strong and ____.

Once you determine the 4-digit code, use the following key to decipher the alpha code.

ALL EVEN	ALL ODD
B	H

BENEFITS

- ✓ STATIONS AND MOVEMENT
- ✓ CLOSE READING
- ✓ COMPREHENSION SKILLS
- ✓ SECRET CODES
- ✓ CITING EVIDENCE
- ✓ CRITICAL THINKING
- ✓ PRINT AND GO
- ✓ ACTIVE LEARNING
- ✓ CROSS-CURRICULAR
- ✓ HIGHLY ENGAGING
- ✓ NO LOCKS NEEDED
- ✓ NO SILLY ENVELOPES TO STUFF
- ✓ NO ODD SHAPES TO CUT OUT



Everything a teacher dreams of wrapped up into one FUN and engaging activity!

USE FOR:



ANTICIPATORY SETS



UNIT REVIEW



EARLY FINISHERS



STATIONS



REWARD ACTIVITY



CENTERS



SUB PLANS



PARTNER WORK



ENRICHMENT

