

HUNDRED YEARS' WAR

ESCAPE ROOM

Station 1: Multiple Choice

6. Edward agreed to release the king for a ransom of how many ecus (French coin)?

- A. Three million
- B. Five million
- C. Seven million
- D. None of the above

Station 2: Paragraphs

First, number ALL the paragraphs on your reading passage. Then, read each statement below and determine which paragraph NUMBER the statement can be found in. Paragraph numbers MAY be used more than one time or not at all. The directions below to reveal the 4-digit code and letter clue.

Station 3: True or False

Read each statement below and determine if it is true or false. If the statement is true, color the coin on YOUR answer sheet that corresponds with that question. If the statement is false, cross out that coin value. When you are finished add the TOTAL of ALL TRUE coin values to reveal your letter clue. One digit of the code has been provided for you. If the total is 625, a 6 would go in the first box, the 2 in the second box and so on.

- A. A Guyenne was a fast-raiding warfare method of burning and pillaging enemy territory.
- B. The war didn't last exactly 100 years, but instead 116 years.
- C. Most of the battles of the Hundred Years' War were fought on English soil.
- D. The Black Prince captured King John II, the current king of France.

Station 4: Code Clues

The FIRST number of the lock is the number of years the Hundred Years' War lasted MINUS 113.

The THIRD number of the lock is the year the Hundred Years' War began MINUS 1333.

Once you determine the 4-digit code, decide if the code uses all EVEN #s, all ODD #s or a combination of both.

Station 5: Reading Passage

The second problem during the Hundred Years' War was that the English kings claimed the French crown was theirs. ___ of France died in 1328 without an immediate male heir to the throne. King Edward III of England believed he should rule France. Not only was he the king of England, but also a duke in southwestern France. The French chose to install their own king, Philip VI, instead of giving rule to the English. King Philip VI of France took control of Edward III led attacks with chevauchees. A chevauchee was a fast-raiding warfare method of burning and pillaging (destroying) enemy territory. The war stopped for an extended period of time due to the ___ Death of the Bubonic plague. Black Death was a highly contagious disease carried by ___ that lived on rats.

Once you determine the 4-digit code, decide if the code uses all EVEN #s, all ODD #s or a combination of both.

Station 6: Final Clues

Castillon 5, flies 7, Paris 8, Black 9, Charles VII 9

Station 7: Final Clue

From 1337 to 1453, a series of battles were fought between England during the late Middle Ages. There were two major fought over during the conflict that became famously known as the Hundred Years' War. This war was the longest fought through the reigns of five French kings. The longest lasted exactly 100 years, but instead 116 years. First, the Duchy of Guyenne, a territory held by a duke of France, was far from England and was subject to French rule. The duchy was an integral (essential) part of the French crown but was an integral (essential) part of the English crown. Jobs, food, and livelihoods to France were an integral (essential) part of the French crown but was an integral (essential) part of the English crown. The second problem during the Hundred Years' War was that the French crown was claimed by the English kings. The immediate male heir to the throne was the English king. It should rule male heir to the throne.

THINK TANK

STATIONS ACTIVITY

WHAT'S INCLUDED?

- ✓ READING PASSAGE
- ✓ 5 STATIONS
- ✓ TEACHER GUIDE
- ✓ ANSWER KEY
- ✓ STUDENT DIRECTIONS
- ✓ TEXT MARKING OPTION
- ✓ PROP SIGNS

STATION 1: FILL IN THE BLANK

Use your reading passage to determine the missing words in the paragraph below. Each missing word has a corresponding NUMBER. The 4-digit code for this station will be the NUMBER for each missing word, in the same order in which they appear in the paragraph. Then, record the clue LETTER on your answer sheet.

STATION 2: PARAGRAPHS

First, number ALL the paragraphs on your reading passage. Then, read each statement below and determine which paragraph NUMBER the statement can be found in. Paragraph numbers MAY be used more than one time or not at all. Follow the directions below to reveal the 4-digit code and letter clue.

STATION 3: TRUE OR FALSE

Read each statement below and determine if it is true or false. If the statement is true, color the coin on YOUR answer sheet that corresponds with that question. If the statement is false, cross out that coin value. When you are finished add the TOTAL of ALL TRUE coin values to reveal your letter clue. One digit of the code has been provided for you. If the total is 625, a 6 would go in the first box, the 2 in the second box and so on.

STATION 4: COMBINATION

Use your reading passage to determine the combination to the 4-digit lock for this station. You're going to have to use your critical thinking skills and do a tiny bit of math. Pay attention because the "clues" below are NOT in order. There is room on your answer sheet to do the math.

STATION 5: MULTIPLE CHOICE

Answer each multiple-choice question below. Then, count the number of times you used each letter answer (ABCD) to reveal your 4-digit code. Letters may be used more than once or not at all. If a letter option is not used, put a zero in that box on your answer sheet.

ANSWER RECORDING SHEET

Record your answers for each station on this sheet. Then, use the directions below to determine final 4-digit ALPHA code. Ex: HBDR

STATION CODES

LETTER CLUE

STATION 1	→	<input type="text"/>	<input type="text"/>	<input type="text"/>	<input type="text"/>	CODE
-----------	---	----------------------	----------------------	----------------------	----------------------	------

A	B	C	D	E	F	
---	---	---	---	---	---	--

STATION 2	→	<input type="text"/>	<input type="text"/>	<input type="text"/>	<input type="text"/>	CODE
-----------	---	----------------------	----------------------	----------------------	----------------------	------

ENTER

1

2

3

TEACHER DIRECTION

- 1 Print the reading passage found on [pages 5-6](#) for EACH (front and back).
- 2 Print the answer recording sheet on [page 12](#) for each student group of students.

RECAP: Print pages 5, 6, and 12 for students.

STATION

5

BLUE


THE MISSION

You have been assigned a top-secret mission of utmost importance. A notorious thief has stolen precious gems from a prominent lady, and intelligence reports suggest that they are hidden in a heavily guarded secret vault. In the bustling city of Oakville, Lady Victoria was renowned for her extraordinary

ABOUT THIS ACTIVITY

The reading passage in this packet allows students to practice their comprehension skills after reading the passage. Students will be searching for evidence. Each station includes a question that will reveal a letter clue.

	OVERVIEW
READING PASSAGE	Students will use the reading passage at each station seeking answers and text evidence.
STATION 1	Students will determine the missing word in the paragraph to reveal a 4-digit code.
STATION 2	Students will number the paragraphs in the reading passage to determine where the missing words can be found (paragraph number). After eliminating the incorrect numbers, a 4-digit code will be revealed.
STATION 3	Students will read each statement and determine if it is true or false.



5 STATIONS

STATION 5: MULTIPLE CHOICE

Answer each multiple-choice question below. Then, count how many times you used each letter answer (ABCD) to reveal the code. Letters may be used more than once or not at all. An option is not used, put an X in that box on your answer sheet.

1. When was the turn of the century for the Black Prince captured during the Hundred Years' War and claimed victory over the French?

A. 1417
B. 1423
C. 1429
D. 1433

A. Battle of Agincourt
B. Battle of Poitiers
C. Battle of Tewkesbury
D. Battle of Agincourt

2. What was the name of the cannons used by the English during the Hundred Years' War?


A. Edwardian Weapons
B. Caroline War
C. Guyenne War
D. Lancastrian Weapons

3. What did the French agree to provide France with in exchange for the return of some of how many prisoners?

A. Food
B. Jobs
C. Livelihood
D. All of the above

A. Five million
B. Seven million
C. Ten million
D. None of the above

Count how many times you used each letter answer to determine the 4-digit code and record it on your answer sheet.



ANSWER RECORDING SHEET

Record your answers for each station on this sheet. Then, use the directions below to determine final 4-digit ALPHA code. Ex: HBDR

STATION CODES	LETTER
STATION 1: [] [] [] []	[]
STATION 2: A B C D E F	[]
STATION 3: A 75 B 25 C 50 D 100 E 100 F 75 G 50 H 25	[]
STATION 4: Do your math in this area: [] [] [] []	[]
STATION 5: 1 2 3 4 5 6	[]

Do your math in this area:

1 2 3 4 5 6

A# [] B# [] C# [] D# []

STATION 4: COMBINATION

Use your reading passage to determine the combination to the 4-digit lock for this station. You're going to have to use your critical thinking skills and do a tiny bit of math. Pay attention because the "clues" below are NOT in order. There is room on your answer sheet to do the math.

1. The LAST number of the lock is the year England fought the Battle of Agincourt, Normandy, France MINUS the year of the Battle of Tewkesbury.


2. The SECOND number of the lock is the age of Joan of Arc when she was burned at the stake.

3. The third number of the lock is the year of the Battle of Tewkesbury.

4. The fourth number of the lock is the year of the Battle of Tewkesbury.

Once you determine the 4-digit code, decide if the code uses all EVEN #s, all ODD #s or a combination of both.

ALL EVEN ALL ODD COMBO



STATION 1: FILL IN THE BLANKS

Use your reading passage to determine the missing word in each paragraph below. Each missing word has a corresponding NUMBER. The 4-digit code for this station will be the NUMBER of each missing word in the order in which they appear in the paragraph. The code will be a LETTER on your answer sheet.

1. red
2. Aquitaine
3. Castille

4. Charles
5. flies
6. fleas


7. Par
8. Bla
9. Char

The second paragraph of the Hundred Years' War was theirs. ... France died ... heir to the throne. King Edward III of England ruled France as he the king of southwest France. The king, Philip VI of France took ... (southwest) in 1337. In response, Edward III led a fast-raiding and pillaging (destroying enemy territory) the war stopped for an extended period due to the ... Death of the Bubonic plague. Black Death highly contagious disease carried by ... that lived on rats.

Once you determine the 4-digit code, decide if the code uses all EVEN #s, all ODD #s or a combination of both.

ALL EVEN ALL ODD COMBO

B H M



STATION 3: TRUE OR FALSE

Read each statement below and determine if it is true or false. If the statement is true, color the coin on YOUR answer sheet with that question. If the statement is false, cross out that coin. Once you are finished coloring the TRUE coin values together, you will have a 4-digit code. One digit is provided for you: 625, a 6 would be the first box, and the second box would be the second box.


A 75
B 25
C 50
D 100

A. A fast-raiding and pillaging method of warfare.
B. The Hundred Years' War didn't last exactly 100 years, but it was a fast-raiding and pillaging method of warfare.
C. The Hundred Years' War was a fast-raiding and pillaging method of warfare.
D. The Hundred Years' War was a fast-raiding and pillaging method of warfare.
E. The Hundred Years' War was a fast-raiding and pillaging method of warfare.
F. The Hundred Years' War was a fast-raiding and pillaging method of warfare.
G. The Hundred Years' War was a fast-raiding and pillaging method of warfare.
H. Charles IV of France died in 1328 without an immediate male heir to the throne.

After shading the coins on your answer sheet, use the directions below to determine the final 4-digit ALPHA code.

350 325 2

G D



STATION 2: PARAGRAPHS

First, number ALL the paragraphs on your reading passage. Then, read each statement below and determine which paragraph NUMBER the statement can be found in. Paragraph numbers MAY be used more than once or not at all. Follow the directions below to determine the 4-digit code and letter clue.

A The second paragraph of the war is known as the Caroline War.
B From 1337 to 1453, a series of battles were fought between France and England.
C The Black Prince was the youngest son of King Edward III of France.
D In 1415, Henry V of England won the Battle of Agincourt.
E Joan of Arc was a French peasant girl who was accused of witchcraft.
F A duchy is a territory held by a duke or duchess, sometimes it is also called a dukedom.

1. ELIMINATE the highest and lowest used paragraph numbers and record the remaining 4-digit code on your answer sheet. 2. Decide which paragraph number was NOT used as a CODE answer.

NO 6 NO 2 NO 5

L C W



STATIONS

ABOUT THIS ACTIVITY

The reading passage in this packet allows students to work on comprehension skills after reading the passage several times searching for evidence. Each station includes a 4-digit code that will reveal a letter clue.



OVERVIEW

READING PASSAGE	Students will use the reading passage at EACH station seeking answers and text evidence.
STATION 1	Students will determine the missing words in the paragraph to reveal a 4-digit code.
STATION 2	Students will number the paragraphs and browse the passage to determine where the answers can be found (paragraph number). After eliminating numbers, a 4-digit code will be revealed.
STATION 3	Students will read each statement and determine if it is true or false. They will then ADD all TRUE values to find the 4-digit code.
STATION 4	Students will do some basic math here, read the passage to find the answers and then determine the 4 digit code.
STATION 5	Students will answer 6 multiple choice questions which lead them to a 4 digit code based on the number of times they used each "ABCD" answer.
TEXT MARKING	OPTIONAL: A color code chart is included in case you want students to mark the text, citing evidence of where they found their answers. (This will increase completion time)

© Think Tank

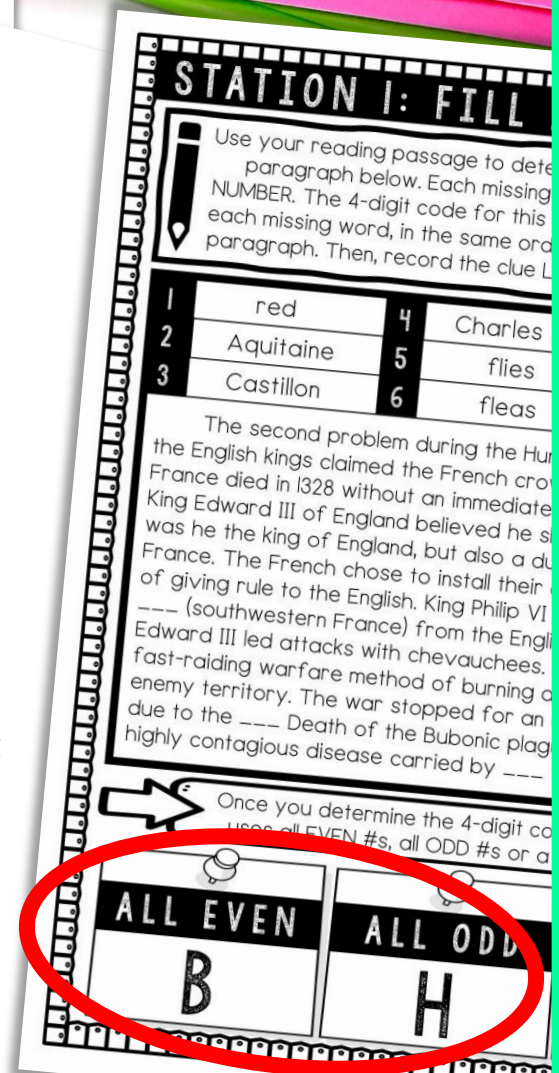
**STUDENTS WILL
USE THE SAME
READING
PASSAGE AT
EACH STATION
SEEKING
ANSWERS AND
TEXT EVIDENCE.**

HOW IT WORKS



ENGAGING READING COMPREHENSION PRACTICE!

- 1** Students work individually (or in pairs) and visit 5 stations, answer questions, decipher a 4-digit code at each station and grab a "letter" clue for the final alpha code.
- 2** Students will answer the questions (found directly in the passage) on their own recording sheet. Students will have to revisit their reading passage several times at EACH station skimming for answers.



STATION 1: FILL

Use your reading passage to determine the missing word in each paragraph below. Each missing word is a 4-letter word. Write the NUMBER. The 4-digit code for this station is _____. Write each missing word, in the same order as the missing words in the paragraph. Then, record the clue letter.

1	red	4	Charles
2	Aquitaine	5	flies
3	Castillon	6	fleas

The second problem during the Hundred Years War was the English kings claimed the French crown. King Edward III of England believed he was the king of England, but also a duke of France. The French chose to install their own king, Philip VI (southwestern France) from the English. King Edward III led attacks with chevauchees, a fast-raiding warfare method of burning enemy territory. The war stopped for a while due to the _____. Death of the Bubonic plague, a highly contagious disease carried by _____.

Once you determine the 4-digit code, write the code in the box below. Use all EVEN #s, all ODD #s or a combination of even and odd numbers.

ALL EVEN	ALL ODD
B	H

BENEFITS

- ✓ STATIONS AND MOVEMENT
- ✓ CLOSE READING
- ✓ COMPREHENSION SKILLS
- ✓ SECRET CODES
- ✓ CITING EVIDENCE
- ✓ CRITICAL THINKING
- ✓ PRINT AND GO
- ✓ ACTIVE LEARNING
- ✓ CROSS-CURRICULAR
- ✓ HIGHLY ENGAGING
- ✓ NO LOCKS NEEDED
- ✓ NO SILLY ENVELOPES TO STUFF
- ✓ NO ODD SHAPES TO CUT OUT



Everything a teacher dreams of wrapped up into one FUN and engaging activity!

USE FOR:



ANTICIPATORY SETS



UNIT REVIEW



EARLY FINISHERS



STATIONS



REWARD ACTIVITY



CENTERS



SUB PLANS



PARTNER WORK



ENRICHMENT

