

FRENCH REVOLUTION



THINK
TANK

TM

DIGITAL ESCAPE

COLOR CODE

DRAG AND DROP the elements to fill in the reading passage,
then enter the COLOR CODE.

commoners

anger

bankruptcy

three

nobles

Before the French Revolution, France was a country ruled by a king and _____. However, due to extravagant spending by King Louis XVI, France was on the brink of _____. The people of France rose up on July 14, 1789, to take control, and later overthrew the monarchy, becoming a republic. At the time, France was divided into _____ estates based on social status. The First Estate was made up of clergy (church leaders). The Second Estate was made up of nobles (wealthy landowners). The Third Estate was made up of _____. They were the hardest working group who also had to pay the most in taxes. The gap between the wealthy and the poor created _____.



9 CHALLENGES

After successfully completing each challenge students will earn a number for the final lock code.

Nice job sleuth!

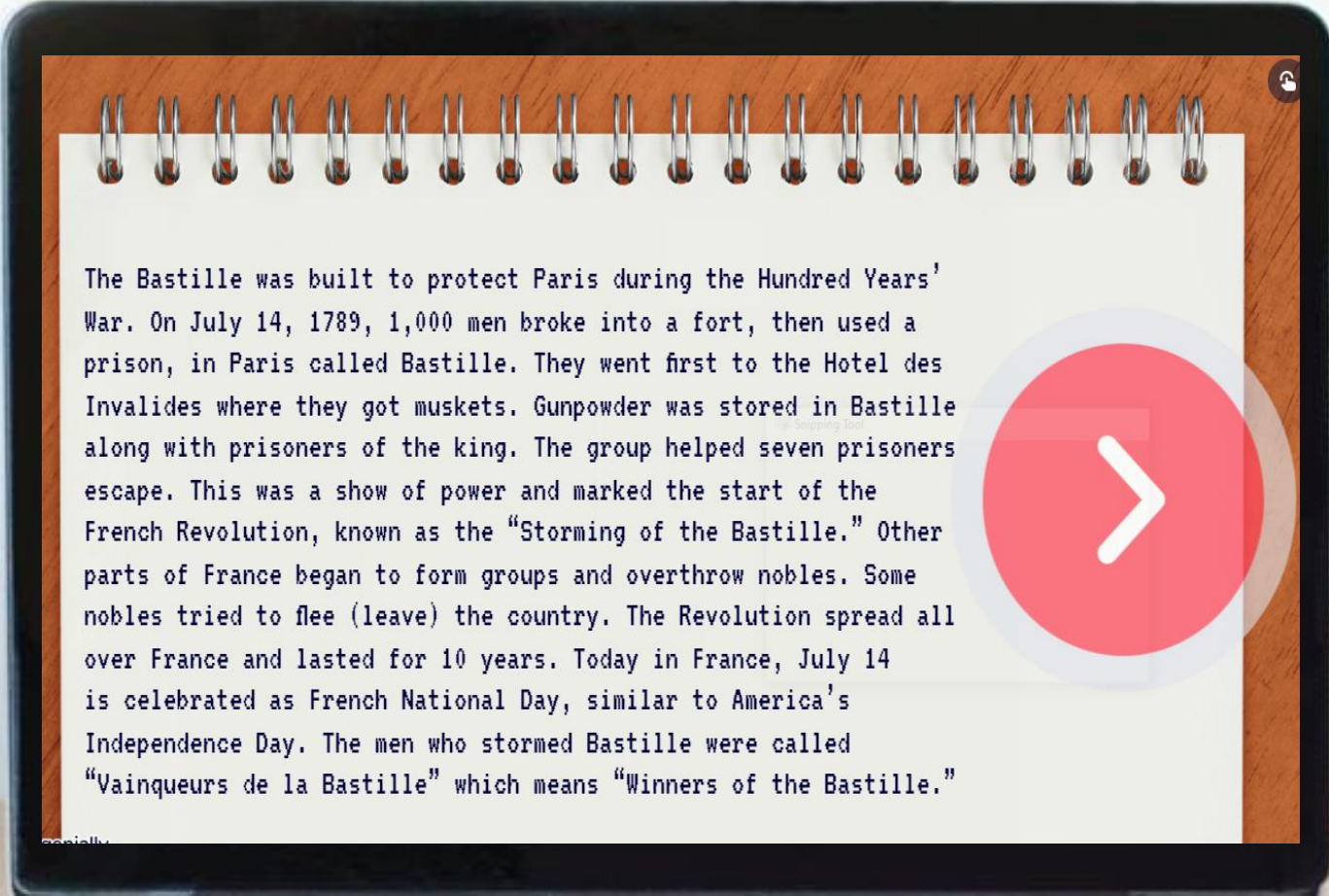
4

CONTINUE



6 PASSAGES








STUDENTS WILL READ 6 SHORT PASSAGES ABOUT THE TOPIC,
THEN ANSWER QUESTIONS.



The Bastille was built to protect Paris during the Hundred Years' War. On July 14, 1789, 1,000 men broke into a fort, then used a prison, in Paris called Bastille. They went first to the Hotel des Invalides where they got muskets. Gunpowder was stored in Bastille along with prisoners of the king. The group helped seven prisoners escape. This was a show of power and marked the start of the French Revolution, known as the "Storming of the Bastille." Other parts of France began to form groups and overthrow nobles. Some nobles tried to flee (leave) the country. The Revolution spread all over France and lasted for 10 years. Today in France, July 14 is celebrated as French National Day, similar to America's Independence Day. The men who stormed Bastille were called "Vainqueurs de la Bastille" which means "Winners of the Bastille."



WHAT'S INCLUDED?

-  **TEACHER GUIDE**
-  **9 PUZZLE CHALLENGES**
-  **6 READING PASSAGES**
-  **2 POP UP MYSTERY PUZZLES**
-  **FREQUENTLY ASKED QUESTIONS**
-  **PUZZLE HELP AND ANSWER KEY**
-  **DIGITAL POP-UP HINTS**

**THINK
TANK**

CLICK AND BYE

Students will eliminate false answers to reveal a four-digit code to move on.

The men who stormed Bastille were called "Vainqueurs de la Bastille".

The people of France rose up on July 14, 1789.

The Bastille was built to protect Paris during World War I.

CLICK ON THE FALSE STATEMENTS TO ELIMINATE THEM AND REVEAL A CODE.

To flee means to approve of something.

Even though a group of men broke into the Bastille, no prisoners escaped.

Roughly 97% of France's population struggled to survive and the remaining 3% lived a life of wealth.

The First Estate was made up of clergy.

The Revolution spread all over France and lasted for 10 years.

The National Assembly included 223 members.

CONTINUE



REVEAL

Students will drag the flashlight to reveal hidden images.



SAMPLE

Test the link and solve some
TEACHER PUZZLES!

[CLICK HERE](#)








PUZZLE TYPES

QWERTY
TEXT MESSAGE
CLICK & BYE
JIGSAW

COLOR CODE
DRAG & DROP
CIPHER
DIRECTIONAL



QUESTIONS

-  5 FILL IN THE BLANK
-  8 DRAG AND DROP
-  9 TRUE OR FALSE
-  6 UNSCRAMBLE WORDS
-  7 MULTIPLE CHOICE

JIGSAW

COMPLETE THE JIGSAW PUZZLE TO REVEAL A
FOUR-DIGIT CODE TO MOVE ON.




CONTINUE




BENEFITS




SELF-GRADING



IMMEDIATE STUDENT FEEDBACK



PAPERLESS




NO PREP



SAVES YOU TIME



CRITICAL THINKING



**THINK
TANK**

POP-UPS


ALONG THE WAY, STUDENTS WILL ENCOUNTER INTERACTIVE
MYSTERY POP-UP PUZZLES.




OPTIONS




FRONT-LOADING




GROUP STATIONS



SUB PLANS



UNIT REVIEW




ENRICHMENT ACTIVITY



TEAMWORK ACTIVITY



REWARD ACTIVITY



**THINK
TANK**

COLLECT KEYS

After completing each puzzle, students
will earn a "key"



FINAL CODE

STUDENTS ENTER THE FINAL CODE 9-DIGIT CODE
TO CRACK THE CASE.

ENTER THE
9 DIGIT CODE TO
THE THIEF'S VAULT

RETURN

