

# YOU MIGHT ALSO LIKE:

**13 Colonies Digital Escape**

360°


USE WITH: **GOOGLE DRIVE®**

*Think Tank*




**Lewis and Clark ESCAPE ROOM**

Students complete a **secret mission** to decode interesting facts about the Lewis and Clark expedition.



**Mayflower ESCAPE ROOM**


Students complete a secret mission to decode interesting facts about the Mayflower.



**Lost Colony of Roanoke ESCAPE ROOM**

Now with formative questions!

*Think Tank*



**Westward Expansion ESCAPE ROOMS 3 Pack BUNDLE**


Students complete **THREE** separate **secret missions** to decode interesting facts about Westward Expansion.

**Lewis and Clark ESCAPE ROOM** **California Gold Rush ESCAPE ROOM** **Oregon Trail ESCAPE ROOM**



**Branches of Government ESCAPE ROOM**


Students complete a secret mission to decode interesting facts about the Branches of Government.



## WANT TO TRY A SCAVENGER HUNT?

**Battles of the Civil War Scavenger Hunt**

ELA Math Timeline



**Battles of the American Revolution Scavenger Hunt**

ELA Math Timeline





After landing in Virginia, the English settlers were attacked by a Native American tribe.

The settlers knew they needed protection so they built a triangular shaped fort to defend themselves from all directions.

They named the new area Jamestown in honor of King James 1 of England.

The location of Jamestown was chosen because settlers felt they could easily defend it against potential attacks.

In the long run, the site chosen for the fort later proved to be a disaster.

The men arrived in late summer and were unable to plant crops to have food to eat.



# READ ME FIRST

Please log into your google account and test the links to ensure your district has not blocked any links! I am not responsible if your district blocks the website. If you get a 404 error, then your district has **BLOCKED** the site. Test the links on a student device to ensure access is granted.

Test these links:

<https://sites.google.com/view/testsiteforthinktank/home>  
<https://www.jigsawplanet.com/>

Students **MUST** have access to their own google accounts (free).

By purchasing this product you understand that you **AND** your students must have a Google account.

This activity is set up for schools whose students already have Google accounts.

If your students do not have Google accounts, please speak with your technology representative.

Please note: This resource does not come in a printable version. Everything will be accessed in Google Drive.

# STUDENT DIRECTIONS

These directions can also be viewed on the home page of the website.

## RULES OF THE ESCAPE ROOM

- Pay attention to the directions and read the directions carefully!  
Hint: There will be a hint at the end of each quiz.
- The more you look all around the room, use the mouse to move the screen. (Use the controller if you are using the VR version.)
- You may use a scratch sheet or reference sheet to help you remember the answers to the locks.
- All answers MUST BE CAPITAL LETTERS!!
- Once you have completed all the activities in BOTH rooms, enter the final lock answers at the bottom of the screen.
- In this escape room you will visit 7 rooms and complete the following:  
Read 4 paragraphs  
Answer 4 sets of questions about the paragraphs  
Decode 4 puzzle to determine the final lock  
• There are 4 sets of color coded activities. For example, there is a Blue 4 icon for a reading passage, a blue question mark for questions related to the blue reading and a blue controller icon for a puzzle related to the blue reading.
- Enter the FINAL LOCK CLUES at the bottom of the screen.
- Click on the picture to begin your secret mission.

 Google Sheets

Copy document

Would you like to make a copy of \*Cryptogram\*?

[Make a copy](#)

When you see this image, click: "Make a copy".



# ICONS



This icon indicates a reading passage. Students can click a book button to have the passage read to them.



This icon indicates a quiz in Google Forms. Students will answer three questions about the reading.



This icon indicates a puzzle that relates to the reading and quiz.

- Students will submit their answers directly in the Google Form.
- Correct answers will be accepted. A hint will be given when they get all three questions correct. These hints will be used for the Final Lesson at the bottom of the site. Wrong answers will say "OOPS, TRY AGAIN". Students can try as many times as they need. If they are unsure of the answers, they need to go back to the corresponding reading.
- Icons will be used in numerical order. Each set is color coded. For example, there is a green 2 icon, a green question icon, and a green game icon. These color coded icons relate to the reading and quiz.
- There are four sets of color coded icons: Green, Red, White, Blue. The instructions are on the home page for students to read. Please encourage them to read the directions very carefully!



# REFERENCE SHEET

ICON

1

QUIZ:

- 1.
- 2.
- 3.

CRYPTOGRAM HINT

ICON

2

QUIZ:

- 1.
- 2.
- 3.

MAZE HINT

ICON

3

QUIZ:

- 1.
- 2.
- 3.

IPHER HINT

ICON

4

QUIZ:

- 1.
- 2.

JIGSAW HINT

FINAL


LOC

- 2.
- 3.
- 4.
- 5.

# VISUALS




ROOM BACKGROUNDS MAY BE DIFFERENT FOR EACH RESOURCE  
BUT IDEA REMAINS THE SAME 😊



## READING VIEW

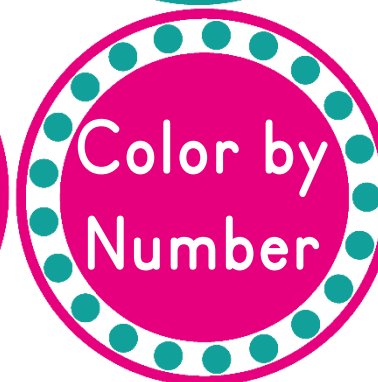


## QUIZ VIEW



## PUZZLE VIEW

Click to visit my store for more products:



Let's connect:

Follow Me:



Facebook:



TPT Store:



Contact Me:

ThinkTank5005@  
gmail.com