

STATION 1:

Use your reading passage or deductive reasoning skills to determine the missing words in the paragraph below. Each missing word has a corresponding NUMBER. The 4-digit code will be the NUMBER of each missing word in the same order in which they appear in the paragraph.

STATION 2:

First, number ALL the paragraphs on your reading passage. Then, read each statement below and determine which paragraph NUMBER the statement can be found in. Lastly, eliminate ANY answer where the answer was found in an ODD numbered paragraph, leaving only EVEN numbers as your final code (in the order of questions). Paragraph numbers MAY be used more than one time or not at all.

STATION 3:

Read each statement below and determine if it is true or false. If the statement is true, color or shade the coin that corresponds with that question. If the statement is false, cross out that coin value. When you are finished add the TOTAL of ALL TRUE coin values. One digit of the code has been provided for you. If the total is 625, a 6 would go in the first box, the 2 in the second box and so on.

STATION 4:

Use your reading passage to determine the combination to the 4-digit lock. You're going to have to use your critical thinking skills and do a tiny bit of math. Pay attention because the "clues" below are NOT in order.

STATION 5:

Answer each multiple choice question below. Then, count the number of times you used each letter answer (ABCD) to reveal your 4 digit code. Answer options may be used more than once or not at all. If a letter option is not used, simply put a zero in the box.

STATION 6:

Reread the passage and write the main idea in your own words. Then, add TWO supporting details that back up your main idea or topic sentence.

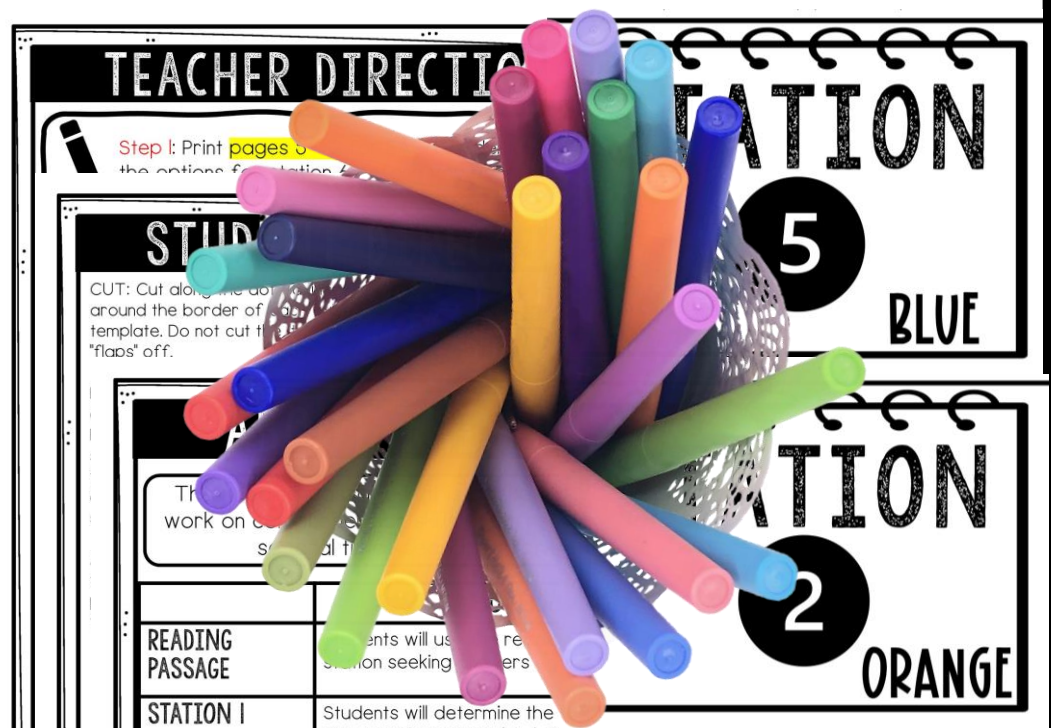
STATION

1

RED

WHAT'S INCLUDED?

- READING PASSAGE
- 6 STATIONS
- TEACHER GUIDE
- STATION CARDS
- ANSWER KEY
- STUDENT DIRECTIONS
- TEXT MARKING OPTION
- ALTERNATE STATION
- ASSEMBLY TIPS



6 STATIONS

STATION 1:

Use your reading passage or deductive reasoning to determine the missing words in the paragraph below. The missing word has a corresponding NUMBER. The 4-digit code will be the NUMBER of each missing word in the same order in which they appear in the paragraph.

STATION

1

RED

STATION 6:

Reread the passage and write the main idea in your own words. Then, add TWO supporting details that support your main idea or topic sentence.

STATION

6

SUPPORTING DETAIL #1

STATION 4:

Use your reading passage to determine the combination to the 4-digit lock. You're going to have to use your critical thinking skills and do a tiny bit of math. Pay attention because the "clues" below are NOT in order.

The LAST number of the lock is the length in days of China's Moon Festival.

STATION

4

GREEN

STATION 5:

Answer each multiple choice question below. Then, count the number of times you used each letter answer (ABCD) to reveal your 4 digit code. Answer options may be used more than once or not at all. If a letter option is not used, put a zero in the box.

STATION

5

BLUE

STATION 3:

Read each statement below and determine if it is true or false. Write the number of the statement that is false in the box. If all statements are true, write 0.

STATION

3

YELLOW

STATION 2:

First, number ALL the paragraphs on your reading passage. Then, read each statement below and determine which paragraph NUMBER the statement can be found in. Lastly, eliminate ANY answer where the answer was not found in the paragraph. Write the numbers as a 4 digit code.

STATION

2

ORANGE

A B C D

4 DIGIT CODE

4 DIGIT CODE

SAMPLE CUBE




STATIONS

STATION 1	Students will determine the missing words in the paragraph to reveal a 4 digit code.
STATION 2	Students will number the paragraphs and browse the passage to determine where the answers can be found (paragraph number). After eliminating EVEN numbers, a 4 digit code will be revealed.
STATION 3	Students will read each statement and determine if it is true or false. They will then ADD all TRUE values to find the 4 digit code.
STATION 4	Students will do some basic math here, read the passage to find the answers and then determine the 4 digit code.
STATION 5	Students will answer 6 multiple choice questions which lead them to a 4 digit code based on the number of times they used each "answer".
STATION 6	Option 1: Main idea writing activity Option 2: Color and add topic
TEXT MARKING	OPTIONAL: A color code chart is included in case you want students to mark the text citing evidence of where they found their answers.

**STUDENTS WILL
USE THE SAME
READING
PASSAGE AT
EACH STATION
SEEKING
ANSWERS AND
TEXT EVIDENCE.**

HOW IT WORKS



ENGAGING READING COMPREHENSION PRACTICE!

1

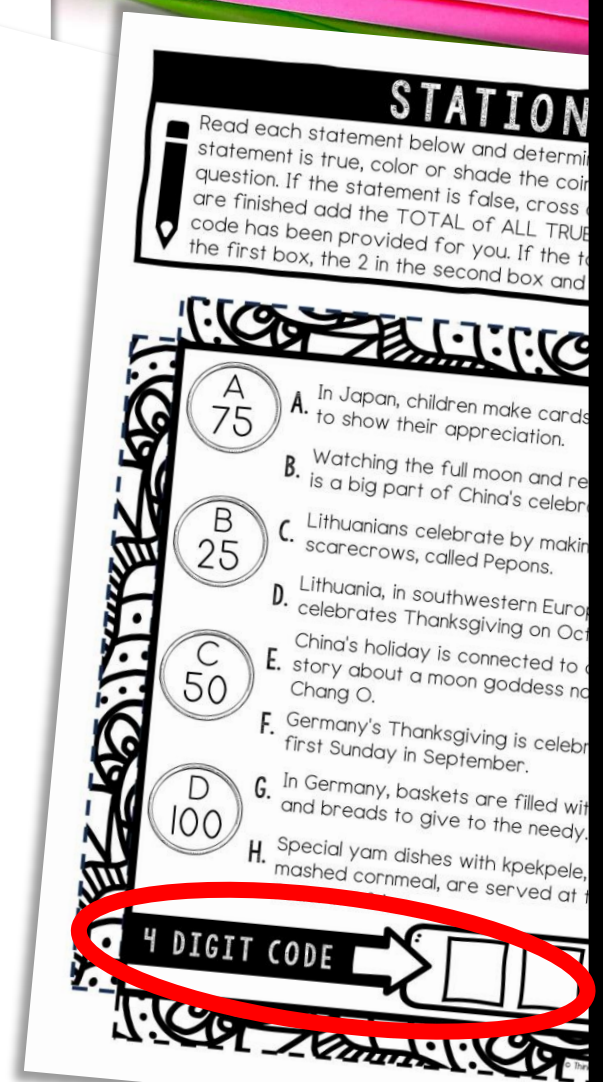
Students work individually (or in pairs) and visit 6 stations, grabbing one side of their cube at each station.

2

Students will answer the questions (found directly in the passage) on their cube sheet before assembly. Students will revisit their reading passage at EACH station!

3

Students will reveal 4-digit codes to move on to the next station. When they finish all stations, they can color and assemble their cube.



STATION

Read each statement below and determine if the statement is true, color or shade the corresponding question. If the statement is false, cross it out. When you are finished add the TOTAL of ALL TRUE statements. A 4-digit code has been provided for you. If the total is 75, the code is 75. If the total is 100, the code is 100.

A
75

B
25

C
50

D
100

A. In Japan, children make cards to show their appreciation.

B. Watching the full moon and red lanterns is a big part of China's celebration.

C. Lithuanians celebrate by making scarecrows, called Pepons.

D. Lithuania, in southwestern Europe, celebrates Thanksgiving on October 14th.

E. China's holiday is connected to a story about a moon goddess named Chang O.

F. Germany's Thanksgiving is celebrated on the first Sunday in September.

G. In Germany, baskets are filled with apples, breads and pastries to give to the needy.

H. Special yam dishes with kpekpele, a traditional mashed cornmeal, are served at the celebration.

4 DIGIT CODE →

COMBINATION



Each Cube Code is a winning combination of:



- stations and movement
- close reading
- comprehension skills
- coloring and stress relief
- secret codes
- cut and paste
- citing evidence
- critical thinking

Everything a teacher dreams of wrapped up into one FUN and engaging activity!

BENEFITS



THINK OUTSIDE THE BOX!

-  ANTICIPATORY SETS
-  UNIT REVIEW
-  EARLY FINISHERS
-  STATIONS
-  SUB PLANS
-  PARTNER WORK
-  ENRICHMENT

-  HANDS-ON
-  CROSS-CURRICULAR
-  HIGHLY ENGAGING

