

ROMAN MYTHOLOGY

ESCAPE ROOM

A. 59 AD
B. 79 AD
C. 99 AD
D. None of the above

6 What does mythology often teach lessons of?
A. Good and evil
B. The afterlife
C. Right and wrong
D. All of the above

How many times you used each letter answer (ABCD) to solve the 4-digit code and record it on your answer sheet.

2103	1302
J	N

took place MINUS 9.

The FIRST number of the lock is the number of books Metamorphoses is written in MINUS 14.

The THIRD number of the lock is the number of main periods that historians divide Rome into MINUS 3.

Once you determine the 4-digit code, decide if the code uses all EVEN #s, all ODD #s or a combination of both.

ALL EVEN	ALL ODD	COMBO
J	K	P

war 5 green 7 peacock
6 penguin 8 red
9 Gaia

Juno was the wife of Jupiter and goddess of women. Her symbols were the ___ and pomegranate. Mars was the son of Juno and Jupiter and the god of ___. Mercury was the messenger god, or god of travel. He had wings on his sandals and helmet which allowed him to travel quickly. The brother of Jupiter was Neptune; the ___-haired god of the sea that carried a three-pronged trident. Venus was the goddess of love and beauty, while Apollo was god of music and archery. Diana was the goddess of hunting and animals; her symbols were the moon and snake. Minerva was the goddess of wisdom, agriculture, harvest, and the seasons. ___ was the goddess of hearth and home.

Once you determine the 4-digit code, decide if the code uses all EVEN #s, all ODD #s or a combination of both.

ALL EVEN	ALL ODD	COMBO
B	M	M

STATION 2: PARAGRAPHS

First, number ALL the paragraphs on your reading passage. Then, read each statement below and determine which paragraph NUMBER the statement can be found in. Paragraph numbers MAY be used more than one time or not at all. Use the directions below to reveal the 4-digit code and let the escape room begin!

A. Mythology is the interactions of humans and their gods.
B. Only the Greek god Apollo kept his name the same in Roman mythology as well.
C. The Pantheon was dedicated to all Roman gods.
D. Jupiter was King of the Gods, and the god of lightning.

STATION 3: TRUE OR FALSE

Read each statement below and determine if it is true or false. If the statement is true, color the coin on YOUR answer sheet that corresponds with that question. If the statement is false, cross out that coin value. When you are finished add the TOTAL of ALL TRUE coin values to reveal your letter clue. One digit of the code has been provided for you. If the total is 625, a 6 would go in the first box, the 2 in the second box and so on.

A 75	A. The most important temple was on Capitoline Hill, built for Jupiter.	E 100
B 25	B. The Greek god Hercules was known as Jupiter in Roman mythology.	F
	C. "Metamorphoses" and "Fasti" are two of the well-known works of Socrates.	
	D. Jupiter took the heavens as his domain.	

ROMAN MYTHOLOGY

Historians often divide ancient Rome into three main periods: the Roman Kingdom, the Roman Republic, and the Roman Empire. It is determined that Rome began around 1000 BCE on Palatine Hill. Ancient myths are usually stories that explain the creation of the universe, or they give us some insight into the lives of our ancestors. Roman mythology is a mix of Greek and Roman gods, but the myths are often represented by different symbols. The Romans often represented their gods with human figures. "Metamorphoses" and "Fasti" are two of the well-known works of Ovid. "Metamorphoses" is a long poem that tells the stories of the gods and the people listening with interest. "Fasti" explains some of the Roman festivals and the mythology of the gods. They sometimes found their inspiration in the myths of the gods.

THINK TANK

STATIONS ACTIVITY

WHAT'S INCLUDED?

- ✓ READING PASSAGE
- ✓ 5 STATIONS
- ✓ TEACHER GUIDE
- ✓ ANSWER KEY
- ✓ STUDENT DIRECTIONS
- ✓ TEXT MARKING OPTION
- ✓ PROP SIGNS

STATION 1: FILL IN THE BLANK

Use your reading passage to determine the missing words in the paragraph below. Each missing word has a corresponding NUMBER. The 4-digit code for this station will be the NUMBER for each missing word, in the same order in which they appear in the paragraph. Then, record the clue LETTER on your answer sheet.

STATION 2: PARAGRAPHS

First, number ALL the paragraphs on your reading passage. Then, read each statement below and determine which paragraph NUMBER the statement can be found in. Paragraph numbers MAY be used more than one time or not at all. Follow the directions below to reveal the 4-digit code and letter clue.

STATION 3: TRUE OR FALSE

Read each statement below and determine if it is true or false. If the statement is true, color the coin on YOUR answer sheet that corresponds with that question. If the statement is false, cross out that coin value. When you are finished add the TOTAL of ALL TRUE coin values to reveal your letter clue. One digit of the code has been provided for you. If the total is 625, a 6 would go in the first box, the 2 in the second box and so on.

STATION 4: COMBINATION

Use your reading passage to determine the combination to the 4-digit lock for this station. You're going to have to use your critical thinking skills and do a tiny bit of math. Pay attention because the "clues" below are NOT in order. There is room on your answer sheet to do the math.

STATION 5: MULTIPLE CHOICE

Answer each multiple-choice question below. Then, count the number of times you used each letter answer (ABCD) to reveal your 4-digit code. Letters may be used more than once or not at all. If a letter option is not used, put a zero in that box on your answer sheet.

ANSWER RECORDING SHEET

Record your answers for each station on this sheet. Then, use the directions below to determine final 4-digit ALPHA code. Ex: HBDR

STATION CODES

LETTER CLUE

STATION 1	→	<input type="text"/>	<input type="text"/>	<input type="text"/>	<input type="text"/>	CODE	<input type="text"/>
-----------	---	----------------------	----------------------	----------------------	----------------------	------	----------------------

A	B	C	D	E	F	<input type="text"/>
---	---	---	---	---	---	----------------------

STATION 2	→	<input type="text"/>	<input type="text"/>	<input type="text"/>	<input type="text"/>	CODE	<input type="text"/>
-----------	---	----------------------	----------------------	----------------------	----------------------	------	----------------------

ENTER

1

2

3

TEACHER DIRECTION

- 1 Print the reading passage found on [pages 5-6](#) for EACH (front and back).
- 2 Print the answer recording sheet on [page 12](#) for each student group of students.

RECAP: Print pages 5, 6, and 12 for students.

STATION

5

BLUE


THE MISSION

You have been assigned a top-secret mission of utmost importance. A notorious thief has stolen precious gems from a prominent lady, and intelligence reports suggest that they are hidden in a heavily guarded secret vault. In the bustling city of Oakville, Lady Victoria was renowned for her extraordinary

ABOUT THIS ACTIVITY

The reading passage in this packet allows students to practice their comprehension skills after reading the passage. Students will be searching for evidence. Each station includes a question that will reveal a letter clue.

	OVERVIEW
READING PASSAGE	Students will use the reading passage at each station seeking answers and text evidence.
STATION 1	Students will determine the missing word in the paragraph to reveal a 4-digit code.
STATION 2	Students will number the paragraphs in the reading passage to determine where the missing words can be found (paragraph number). After eliminating the incorrect numbers, a 4-digit code will be revealed.
STATION 3	Students will read each statement and determine if it is true or false.



5 STATIONS

STATION 5: MULTIPLE CHOICE

Answer each multiple-choice question below. Then, count how many times you used each letter answer (ABCD) to reveal the code. Letters may be used more than once or not at all. If an option is not used, put an X in that box on your answer sheet.

1. What festival was celebrated in Rome? _____ was goddess of the sea.

A. Saturnalia
B. Lupercalia
C. Consualia
D. All of the above


2. Who was the first emperor of Rome? _____ did Mt. Vesuvius erupt in _____.

A. Juno
B. Vesta
C. Vulcan
D. Minerva

3. What is Hera's symbol in Greek mythology? _____ is the Roman equivalent of Hera.

A. Athena
B. Juno
C. Diana
D. Ceres

Count how many times you used each letter answer to determine the 4-digit code and record it on your answer sheet.



ANSWER RECORDING SHEET

Record your answers for each station on this sheet. Then, use the directions below to determine final 4-digit ALPHA code. Ex: HBDR

STATION CODES	LETTER CODES
STATION 1: <input type="text"/> <input type="text"/> <input type="text"/> <input type="text"/>	<input type="text"/>
STATION 2: <input type="text"/> <input type="text"/> <input type="text"/> <input type="text"/>	<input type="text"/>
STATION 3: <input type="text"/> <input type="text"/> <input type="text"/> <input type="text"/>	<input type="text"/>
STATION 4: <input type="text"/> <input type="text"/> <input type="text"/> <input type="text"/>	<input type="text"/>
STATION 5: <input type="text"/> <input type="text"/> <input type="text"/> <input type="text"/>	<input type="text"/>

Do your math in this area:

1 2 3 4 5 6

A# B# C# D#

STATION 4: COMBINATION

Use your reading passage to determine the combination to the 4-digit lock for this station. You're going to have to use your critical thinking skills and do a tiny bit of math. Pay attention because the "clues" below are NOT in order. There is room on your answer sheet to do the math.

1. The LAST number of the lock is the number of years that Romulus ruled Rome for.


2. The SECOND number of the lock is the number of the day in May that the festival of Lupercalia is celebrated.

3. The THIRD number of the lock is the number of the month in which the festival of Saturnalia is celebrated.

4. The FOURTH number of the lock is the number of the month in which the festival of Juno is celebrated.

Once you determine the 4-digit code, decide if the code uses all EVEN #s, all ODD #s or a combination of both.

ALL EVEN ALL ODD COMBO



STATION 1: FILL IN THE BLANKS

Use your reading passage to determine the missing word in each paragraph below. Each missing word has a corresponding NUMBER. The 4-digit code for this station will be the NUMBER of each missing word in the order in which they appear in the paragraph. The code will be recorded on your answer sheet.

1. Vesta was the goddess of _____.

2. _____ was the messenger of the gods.

3. _____ was the goddess of wisdom, and her symbol was an owl. Ceres was the goddess of _____.

4. _____ was the goddess of _____.

5. _____ was the goddess of _____.

6. _____ was the goddess of _____.

7. _____ was the goddess of _____.

8. _____ was the goddess of _____.

9. _____ was the goddess of _____.

Once you determine the 4-digit code, decide if the code uses all EVEN #s, all ODD #s or a combination of both.

ALL EVEN ALL ODD COMBO

B H M



STATION 3: TRUE OR FALSE

Read each statement below and determine if it is true or false. If the statement is true, color the coin on YOUR answer sheet with that question. If the statement is false, cross out that coin. Once you are finished coloring the coins, use the TRUE coin values to determine the final 4-digit ALPHA code. One digit of the code will be provided for you.

1. The first box of the code is 625, a 6 would be the second box.

2. The most important temple in the Capitoline was dedicated to Jupiter.

3. The Roman god Hercules was known as Jupiter.

4. The Roman goddess of the sun was Minerva.

5. The Roman goddess of the sea was Juno.

6. The Roman goddess of the sea was Juno.

7. The Roman goddess of the sea was Juno.


8. The Roman goddess of the sea was Juno.

9. The Roman goddess of the sea was Juno.

After shading the coins on your answer sheet, use the TRUE statements to get the final total.

375 250 4

G D M



STATION 2: PARAGRAPHS

First, number ALL the paragraphs on your reading passage. Then, read each statement below and determine which paragraph NUMBER the statement can be found in. Paragraph numbers MAY be used more than once or not at all. Follow the directions below to determine the 4-digit code and letter clue.

1. Mythology is the study of the actions of human beings and their gods.

2. Only the Greek god Apollo kept his name the same in Roman Mythology as in Greek.

3. The Pantheon was a temple in Rome.

4. Jupiter was the Roman god of lightning.


5. Roman writers often used myths to explain the world.

6. Historians have determined that Rome began around 1000 BCE on Palatine Hill.

ELIMINATE the highest and lowest used paragraph numbers and record the remaining 4-digit code on your answer sheet. DECIDE which paragraph number was NOT used as a CODE answer.

NO 2 NO 7 NO 4

L C W



STATIONS

ABOUT THIS ACTIVITY

The reading passage in this packet allows students to work on comprehension skills after reading the passage several times searching for evidence. Each station includes a 4-digit code that will reveal a letter clue.


OVERVIEW

READING PASSAGE	Students will use the reading passage at EACH station seeking answers and text evidence.
STATION 1	Students will determine the missing words in the paragraph to reveal a 4-digit code.
STATION 2	Students will number the paragraphs and browse the passage to determine where the answers can be found (paragraph number). After eliminating numbers, a 4-digit code will be revealed.
STATION 3	Students will read each statement and determine if it is true or false. They will then ADD all TRUE values to find the 4-digit code.
STATION 4	Students will do some basic math here, read the passage to find the answers and then determine the 4 digit code.
STATION 5	Students will answer 6 multiple choice questions which lead them to a 4 digit code based on the number of times they used each "ABCD" answer.
TEXT MARKING	OPTIONAL: A color code chart is included in case you want students to mark the text, citing evidence of where they found their answers. (This will increase completion time)

© Think Tank

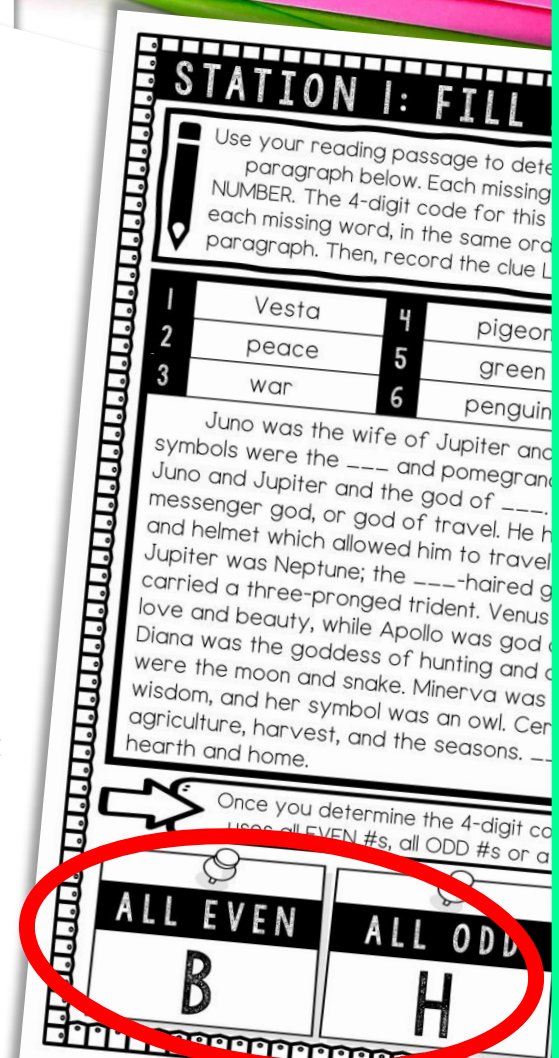
**STUDENTS WILL
USE THE SAME
READING
PASSAGE AT
EACH STATION
SEEKING
ANSWERS AND
TEXT EVIDENCE.**

HOW IT WORKS



ENGAGING READING
COMPREHENSION PRACTICE!

- 1 Students work individually (or in pairs) and visit 5 stations, answer questions, decipher a 4-digit code at each station and grab a "letter" clue for the final alpha code.
- 2 Students will answer the questions (found directly in the passage) on their own recording sheet. Students will have to revisit their reading passage several times at EACH station skimming for answers.



STATION 1: FILL

Use your reading passage to determine the missing word in each paragraph below. Each missing word is represented by a 4-digit code. Record the 4-digit code for this word in the grid below. Then, record the clue letter for each missing word, in the same order as the missing words, in the same order as the missing words.

1	Vesta	4	pigeon
2	peace	5	green
3	war	6	penguin

Juno was the wife of Jupiter and his symbol was the --- and pomegranate. Juno and Jupiter and the god of --- messenger god, or god of travel. He had a helmet which allowed him to travel. Jupiter was Neptune; the ----haired god carried a three-pronged trident. Venus was the goddess of love and beauty, while Apollo was god of the sun, music, and poetry. Diana was the goddess of hunting and the moon and snake. Minerva was the goddess of wisdom, agriculture, harvest, and the seasons. --- was the goddess of hearth and home.

Once you determine the 4-digit code, record it in the grid below. Use all EVEN #s, all ODD #s or all EVEN #s, all ODD #s.

ALL EVEN	ALL ODD
B	H

BENEFITS

- ✓ STATIONS AND MOVEMENT
- ✓ CLOSE READING
- ✓ COMPREHENSION SKILLS
- ✓ SECRET CODES
- ✓ CITING EVIDENCE
- ✓ CRITICAL THINKING
- ✓ PRINT AND GO
- ✓ ACTIVE LEARNING
- ✓ CROSS-CURRICULAR
- ✓ HIGHLY ENGAGING
- ✓ NO LOCKS NEEDED
- ✓ NO SILLY ENVELOPES TO STUFF
- ✓ NO ODD SHAPES TO CUT OUT



Everything a teacher dreams of wrapped up into one FUN and engaging activity!

USE FOR:



ANTICIPATORY SETS



UNIT REVIEW



EARLY FINISHERS



STATIONS



REWARD ACTIVITY



CENTERS



SUB PLANS



PARTNER WORK



ENRICHMENT

