



# WHAT'S INCLUDED?

- ✓ READING PASSAGE
- ✓ 5 STATIONS
- ✓ TEACHER GUIDE
- ✓ ANSWER KEY
- ✓ STUDENT DIRECTIONS
- ✓ TEXT MARKING OPTION
- ✓ PROP SIGNS

## STATION 1: FILL IN THE BLANK

Use your reading passage to determine the missing words in the paragraph below. Each missing word has a corresponding NUMBER. The 4-digit code for this station will be the NUMBER for each missing word, in the same order in which they appear in the paragraph. Then, record the clue LETTER on your answer sheet.

## STATION 2: PARAGRAPHS

First, number ALL the paragraphs on your reading passage. Then, read each statement below and determine which paragraph NUMBER the statement can be found in. Paragraph numbers MAY be used more than one time or not at all. Follow the directions below to reveal the 4-digit code and letter clue.

## STATION 3: TRUE OR FALSE

Read each statement below and determine if it is true or false. If the statement is true, color the coin on YOUR answer sheet that corresponds with that question. If the statement is false, cross out that coin value. When you are finished add the TOTAL of ALL TRUE coin values to reveal your letter clue. One digit of the code has been provided for you. If the total is 625, a 6 would go in the first box, the 2 in the second box and so on.

## STATION 4: COMBINATION

Use your reading passage to determine the combination to the 4-digit lock for this station. You're going to have to use your critical thinking skills and do a tiny bit of math. Pay attention because the "clues" below are NOT in order. There is room on your answer sheet to do the math.

## STATION 5: MULTIPLE CHOICE

Answer each multiple-choice question below. Then, count the number of times you used each letter answer (ABCD) to reveal your 4-digit code. Letters may be used more than once or not at all. If a letter option is not used, put a zero in that box on your answer sheet.

## ANSWER RECORDING SHEET

Record your answers for each station on this sheet. Then, use the directions below to determine final 4-digit ALPHA code. Ex: HBDR

STATION CODES

LETTER CLUE

STATION 1	→	<input type="text"/>	<input type="text"/>	<input type="text"/>	<input type="text"/>	CODE	<input type="text"/>
-----------	---	----------------------	----------------------	----------------------	----------------------	------	----------------------

A	B	C	D	E	F	
---	---	---	---	---	---	--

STATION 2	→	<input type="text"/>	<input type="text"/>	<input type="text"/>	<input type="text"/>	CODE	<input type="text"/>
-----------	---	----------------------	----------------------	----------------------	----------------------	------	----------------------

# ENTER

1

2

3

## TEACHER DIRECTION

- 1 Print the reading passage found on [pages 5-6](#) for EACH (front and back).
- 2 Print the answer recording sheet on [page 12](#) for each student group of students.

RECAP: Print pages 5, 6, and 12 for students.

# STATION

# 5

# BLUE


## THE MISSION

You have been assigned a top-secret mission of utmost importance. A notorious thief has stolen precious gems from a prominent lady, and intelligence reports suggest that they are hidden in a heavily guarded secret vault. In the bustling city of Oakville, Lady Victoria was renowned for her extraordinary

## ABOUT THIS ACTIVITY

The reading passage in this packet allows students to practice their comprehension skills after reading the passage. Students will be searching for evidence. Each station includes a question that will reveal a letter clue.

	OVERVIEW
READING PASSAGE	Students will use the reading passage at each station seeking answers and text evidence.
STATION 1	Students will determine the missing word in the paragraph to reveal a 4-digit code.
STATION 2	Students will number the paragraphs in the reading passage to determine where the missing words can be found (paragraph number). After eliminating the incorrect numbers, a 4-digit code will be revealed.
STATION 3	Students will read each statement and determine if it is true or false.



# 5 STATIONS

## STATION 5: MULTIPLE CHOICE

Answer each multiple-choice question below. Then, count the number of times you used each letter answer (ABCD) to reveal a code. Letters may be used more than once or not at all. If an option is not used, put a 0 in that box on your answer sheet.

1. Who invented bifocals? \_\_\_\_\_ was America's first Vice President. What was his invention called?

A. Franklin  
B. Jay  
C. Hamilton  
D. Monroe

A. Bifocals  
B. American Revolution  
C. Monticello  
D. Mariner's Compass

2. Who is often called the "Father of the Constitution"?

A. Washington  
B. Madison  
C. Jefferson  
D. Adams


A. George Washington  
B. James Madison  
C. Thomas Jefferson  
D. John Adams

3. What is another name for the first Vice President of the United States?

A. Local  
B. National  
C. International  
D. County

A. John Adams  
B. John Jay  
C. John Adams  
D. John Jay

Count how many times you used each letter answer to determine the 4-digit code and record it on your answer sheet.



## ANSWER RECORDING SHEET

Record your answers for each station on this sheet. Then, use the directions below to determine final 4-digit ALPHA code. Ex: HBDR

STATION	STATION CODES	LETTER
STATION 1	→ [ ] [ ] [ ] [ ] [ ] CODE #	
STATION 2	A B C D E F	
STATION 3	→ [ ] [ ] [ ] [ ] [ ] CODE #	
STATION 4	→ [ ] [ ] [ ] [ ] [ ] CODE #	
STATION 5	→ [ ] [ ] [ ] [ ] [ ] CODE #	

Do your math in this area:

1 2 3 4 5 6

A# [ ] B# [ ] C# [ ] D# [ ]

## STATION 4: COMBINATION

Use your reading passage to determine the combination to the 4-digit lock for this station. You're going to have to use your critical thinking skills and do a tiny bit of math. Pay attention because the "clues" below are NOT in order. There is room on your answer sheet to write the math.

LAST number of the lock is the year of the Purchase of the Louisiana Territory, 1803.


SECOND number of the lock is the year of the Declaration of Independence, 1776.

THIRD number of the lock is the year of the signing of the Constitution, 1787.

FOURTH number of the lock is the year of the signing of the Declaration of Independence, 1776.

Once you determine the 4-digit code, decide if the code uses all EVEN #s, all ODD #s or a combination of both.

ALL EVEN    ALL ODD    COMBO



## STATION 1: FILL IN THE BLANKS

Use your reading passage to determine the missing word in each paragraph below. Each missing word has a corresponding NUMBER. The 4-digit code for this station will be the NUMBER of each missing word in the order in which they appear in the paragraph. The code will be recorded on your answer sheet.

1. federal \_\_\_\_\_ 4. Magna Carta 7. France

2. Constitution 5. Virginia 8. International

3. Maryland 6. Ohio 9. Germany

Thomas Jefferson was the author of the Declaration of Independence. He represented the colonies and helped them declare freedom. He worked with the British to become the President of the United States. He was the first to purchase the Louisiana Territory. He was the first to sign the Bill of Rights. He was the first to sign the Revolutionary War. He was the first to sign the Constitution. He was the first to sign the Declaration of Independence. He was the first to sign the Constitution. He was the first to sign the Declaration of Independence.

Once you determine the 4-digit code, decide if the code uses all EVEN #s, all ODD #s or a combination of both.

ALL EVEN    ALL ODD    COMBO

B    H    M



## STATION 3: TRUE OR FALSE

Read each statement below and determine if it is true or false. If the statement is true, color the coin on YOUR answer sheet that matches that question. If the statement is false, cross out that coin. Once you are finished coloring the coins, add up the TRUE coin values to determine the final 4-digit ALPHA code. One digit of the code will be provided for you. For example, if you have 625, a 6 would go in the first box, and the second box would be 2.


A 75  
B 25  
C 50  
D 100

A. George Washington was the nation's first postmaster.  
B. The Statue of Liberty was called the "Liberty Bell."  
C. The Declaration of Independence was written by Thomas Jefferson.  
D. The first President of the United States was George Washington.  
E. The first Vice President of the United States was John Adams.  
F. The first President of the United States was John Adams.  
G. The first Vice President of the United States was John Adams.  
H. John Jay was initially against the Revolutionary War.

After shading the coins on your answer sheet, add up the TRUE statements to get the final total.

175    200    250

G    D    S



## STATION 2: PARAGRAPHS

First, number ALL the paragraphs on your reading passage. Then, read each statement below and determine which paragraph NUMBER the statement can be found in. Paragraph numbers MAY be used more than once or not at all. Follow the directions below to determine the 4-digit code and letter clue.

A. Alexander Hamilton became the first Secretary of Treasury.  
B. George Washington was chosen to lead the Constitutional Convention.  
C. John Jay became the first Chief Justice of the Supreme Court.  
D. The Founding Fathers signed the Declaration of Independence at the start of the American Revolution in 1776.  
E. Sam Adams was a member of the Sons of Liberty.  
F. Adams was the first Vice President of the United States.

ELIMINATE the highest and lowest used paragraph numbers and record the remaining 4-digit code on your answer sheet. Decide which paragraph number below was NOT used as an answer.

NO 6    NO 4    NO 5

L    C    S



# STATIONS

## ABOUT THIS ACTIVITY

The reading passage in this packet allows students to work on comprehension skills after reading the passage several times searching for evidence. Each station includes a 4-digit code that will reveal a letter clue.



### OVERVIEW

READING PASSAGE	Students will use the reading passage at EACH station seeking answers and text evidence.
STATION 1	Students will determine the missing words in the paragraph to reveal a 4-digit code.
STATION 2	Students will number the paragraphs and browse the passage to determine where the answers can be found (paragraph number). After eliminating numbers, a 4-digit code will be revealed.
STATION 3	Students will read each statement and determine if it is true or false. They will then ADD all TRUE values to find the 4-digit code.
STATION 4	Students will do some basic math here, read the passage to find the answers and then determine the 4 digit code.
STATION 5	Students will answer 6 multiple choice questions which lead them to a 4 digit code based on the number of times they used each "ABCD" answer.
TEXT MARKING	OPTIONAL: A color code chart is included in case you want students to mark the text, citing evidence of where they found their answers. (This will increase completion time)

© Think Tank

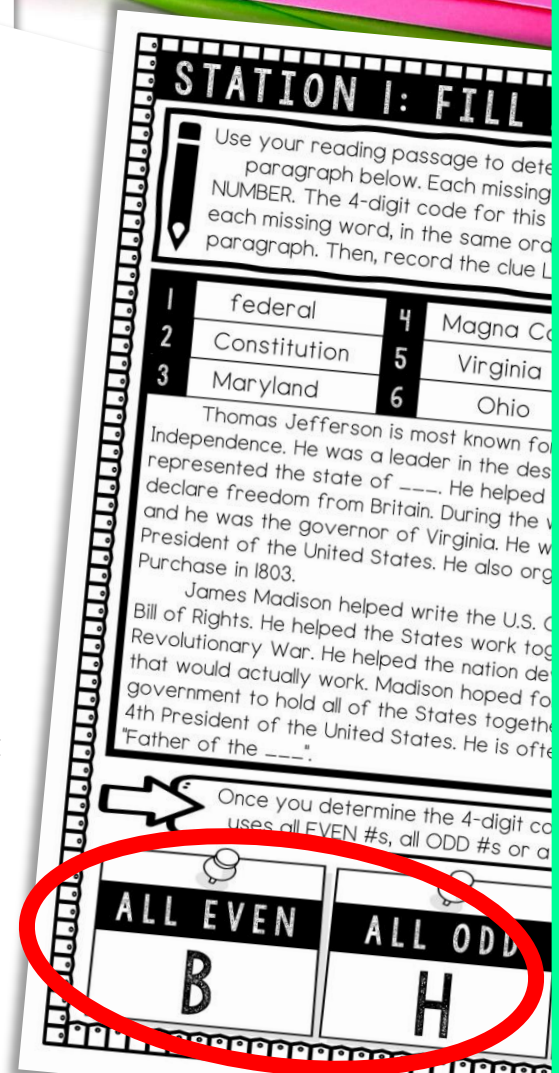
**STUDENTS WILL  
USE THE SAME  
READING  
PASSAGE AT  
EACH STATION  
SEEKING  
ANSWERS AND  
TEXT EVIDENCE.**

# HOW IT WORKS



## ENGAGING READING COMPREHENSION PRACTICE!

- 1 Students work individually (or in pairs) and visit 5 stations, answer questions, decipher a 4-digit code at each station and grab a "letter" clue for the final alpha code.
- 2 Students will answer the questions (found directly in the passage) on their own recording sheet. Students will have to revisit their reading passage several times at EACH station skimming for answers.



**STATION 1: FILL**

Use your reading passage to determine the missing word in each paragraph below. Each missing word is represented by a 4-digit code. Record the 4-digit code for this word in the table below. Then, record the clue letter for each missing word, in the same order as the missing word, in the same order as the missing word.

1	federal	4	Magna Carta
2	Constitution	5	Virginia
3	Maryland	6	Ohio

Thomas Jefferson is most known for his role in the American Revolution. He was a leader in the desire for independence. He represented the state of \_\_\_\_\_. He helped declare freedom from Britain. During the war, he was the governor of Virginia. He was the first President of the United States. He also oversaw the Louisiana Purchase in 1803.

James Madison helped write the U.S. Constitution. He helped the States work together during the Revolutionary War. He helped the nation develop a government that would actually work. Madison hoped for a government to hold all of the States together. He was the 4th President of the United States. He is often called the "Father of the \_\_\_\_\_".

Once you determine the 4-digit code, record it in the table below. Use all EVEN #s, all ODD #s or a combination of even and odd numbers.

ALL EVEN	ALL ODD
B	H

# BENEFITS

- ✓ STATIONS AND MOVEMENT
- ✓ CLOSE READING
- ✓ COMPREHENSION SKILLS
- ✓ SECRET CODES
- ✓ CITING EVIDENCE
- ✓ CRITICAL THINKING
- ✓ PRINT AND GO
- ✓ ACTIVE LEARNING
- ✓ CROSS-CURRICULAR
- ✓ HIGHLY ENGAGING
- ✓ NO LOCKS NEEDED
- ✓ NO SILLY ENVELOPES TO STUFF
- ✓ NO ODD SHAPES TO CUT OUT



**Everything a teacher dreams of wrapped up into one FUN and engaging activity!**

# USE FOR:



**ANTICIPATORY SETS**



**UNIT REVIEW**



**EARLY FINISHERS**



**STATIONS**



**REWARD ACTIVITY**



**CENTERS**



**SUB PLANS**



**PARTNER WORK**



**ENRICHMENT**

