

LOUISIANA PURCHASE

ESCAPE ROOM

was signed MINUS 1760.

The FIRST number of the lock is the year Lewis and Clark reached the Pacific Ocean MINUS 1800.

The THIRD number of the lock is the number president Jefferson served as MINUS 2.

Once you determine the 4-digit code, decide if the code uses all EVEN #s, all ODD #s or a combination of both.

ALL EVEN ALL ODD COMBO

J N

2121 1320

George III 5 Spain 7 Upper House

6 1801 8 Germany

9 1762

the land that is now Mexico and all the land North to present-day Oregon and West along the coast. Spain was a weaker force in Europe at that time, though. They allied themselves with France so the French armies could help protect their landholdings from Great Britain. Under their partnership, Spain secretly gave all of its land to France. Under the Treaty of Fontainebleau in ----, France surrendered Louisiana to Spain and the U.S. obtained the rights to use the New Orleans ports. However, under the Third Treaty of San Ildefonso, Spain agreed to return Louisiana to France in exchange for territories in Italy. Meanwhile, British colonists decided they wanted to run their own nation. The British ---- (government) and King ---- taxed the people unfairly.

Once you determine the 4-digit code, decide if the code uses all EVEN #s, all ODD #s or a combination of both.

ALL EVEN ALL ODD COMBO

B M

STATION 2: PARAGRAPHS

First, number ALL the paragraphs on your reading passage. Then, read each statement below and determine which paragraph NUMBER the statement can be found in. Paragraph numbers MAY be used more than one time or not at all. The directions below to reveal the 4-digit code and letter clue.

A During the Revolutionary War, the people in the British colonies fought for independence from Great Britain.

B The war ended in 1763 with the signing of the Treaty of Paris.

C The Louisiana Purchase more than doubled the size of the country.

D Many government leaders in the United States opposed the Louisiana Purchase.

STATION 3: TRUE OR FALSE

Read each statement below and determine if it is true or false. If the statement is true, color the coin on YOUR answer sheet that corresponds with that question. If the statement is false, cross out that coin value. When you are finished add the TOTAL of ALL TRUE coin values to reveal your letter clue. One digit of the code has been provided for you. If the total is 625, a 6 would go in the first box, the 2 in the second box and so on.

A 75 E 100

B 25 F

A. The Louisiana Purchase nearly quadrupled the size of the United States.

B. In 1803, the Corps of Discovery set off from Virginia.

C. The new land totaled 828,000 square miles and today includes all or part of 15 different states.

D. The United States bought the Louisiana Purchase from France.

LOUISIANA PURCHASE

The Louisiana Purchase paved the way for exploration and settlement in the central United States of America.

During the French and Indian War, British and Indian colonists fought France to determine who would control the land. The British colonists won the war and the Louisiana Purchase was made as their own. The war ended in 1763 with the signing of the Treaty of Paris.

The Louisiana Purchase more than doubled the size of the United States of America.

Native American population in the Louisiana Purchase area was estimated to be 1 million. The Native Americans faced many hardships as they moved west near the Great Lakes, and the Spanish had owned more land on the North American continent.

THINK TANK

STATIONS ACTIVITY

WHAT'S INCLUDED?

- ✓ READING PASSAGE
- ✓ 5 STATIONS
- ✓ TEACHER GUIDE
- ✓ ANSWER KEY
- ✓ STUDENT DIRECTIONS
- ✓ TEXT MARKING OPTION
- ✓ PROP SIGNS

STATION 1: FILL IN THE BLANK

Use your reading passage to determine the missing words in the paragraph below. Each missing word has a corresponding NUMBER. The 4-digit code for this station will be the NUMBER for each missing word, in the same order in which they appear in the paragraph. Then, record the clue LETTER on your answer sheet.

STATION 2: PARAGRAPHS

First, number ALL the paragraphs on your reading passage. Then, read each statement below and determine which paragraph NUMBER the statement can be found in. Paragraph numbers MAY be used more than one time or not at all. Follow the directions below to reveal the 4-digit code and letter clue.

STATION 3: TRUE OR FALSE

Read each statement below and determine if it is true or false. If the statement is true, color the coin on YOUR answer sheet that corresponds with that question. If the statement is false, cross out that coin value. When you are finished add the TOTAL of ALL TRUE coin values to reveal your letter clue. One digit of the code has been provided for you. If the total is 625, a 6 would go in the first box, the 2 in the second box and so on.

STATION 4: COMBINATION

Use your reading passage to determine the combination to the 4-digit lock for this station. You're going to have to use your critical thinking skills and do a tiny bit of math. Pay attention because the "clues" below are NOT in order. There is room on your answer sheet to do the math.

STATION 5: MULTIPLE CHOICE

Answer each multiple-choice question below. Then, count the number of times you used each letter answer (ABCD) to reveal your 4-digit code. Letters may be used more than once or not at all. If a letter option is not used, put a zero in that box on your answer sheet.

ANSWER RECORDING SHEET

Record your answers for each station on this sheet. Then, use the directions below to determine final 4-digit ALPHA code. Ex: HBDR

STATION CODES

LETTER CLUE

STATION 1	→	<input type="text"/>	<input type="text"/>	<input type="text"/>	<input type="text"/>	CODE
-----------	---	----------------------	----------------------	----------------------	----------------------	------

A	B	C	D	E	F	
---	---	---	---	---	---	--

STATION 2	→	<input type="text"/>	<input type="text"/>	<input type="text"/>	<input type="text"/>	CODE
-----------	---	----------------------	----------------------	----------------------	----------------------	------

ENTER

1

2

3

TEACHER DIRECTION

- 1 Print the reading passage found on [pages 5-6](#) for EACH (front and back).
- 2 Print the answer recording sheet on [page 12](#) for each student group of students.

RECAP: Print pages 5, 6, and 12 for students.

STATION

5

BLUE


THE MISSION

You have been assigned a top-secret mission of utmost importance. A notorious thief has stolen precious gems from a prominent lady, and intelligence reports suggest that they are hidden in a heavily guarded secret vault. In the bustling city of Oakville, Lady Victoria was renowned for her extraordinary

ABOUT THIS ACTIVITY

The reading passage in this packet allows students to practice their comprehension skills after reading the passage. Each station includes a question that will reveal a letter clue.

	OVERVIEW
READING PASSAGE	Students will use the reading passage at each station seeking answers and text evidence.
STATION 1	Students will determine the missing word in the paragraph to reveal a 4-digit code.
STATION 2	Students will number the paragraphs in the reading passage to determine where the missing words can be found (paragraph number). After eliminating the incorrect numbers, a 4-digit code will be revealed.
STATION 3	Students will read each statement and determine if it is true or false.



5 STATIONS

STATION 5: MULTIPLE CHOICE

Answer each multiple-choice question below. Then, count how many times you used each letter answer (ABCD) to reveal the code. Letters may be used more than once or not at all. Option is not used, put an X in that box on your answer sheet.

1. What state did the Louisiana Purchase treaty end the war of 1804?

A. Maryland
B. Montana
C. Missouri
D. Mississippi


2. Who did Jefferson name as the Lewis and Clark expedition leader?

A. France
B. Spain
C. Britain
D. Mexico

3. How much did the Louisiana Purchase cost?

A. \$5 million
B. \$15 million
C. \$25 million
D. \$35 million

Count how many times you used each letter answer to determine the 4-digit code and record it on your answer sheet.



ANSWER RECORDING SHEET

Record your answers for each station on this sheet. Then, use the directions below to determine final 4-digit ALPHA code. Ex: HBDR

STATION	STATION CODES	LETTER CODE
STATION 1	→ [] [] [] [] []	[]
STATION 2	→ A B C D E F	[]
STATION 3	→ A 75 B 25 C 50 D 100 E 100 F 75 G 50 H 25	[]
STATION 4	→ Do your math in this area: [] [] [] [] [] []	[]
STATION 5	→ 1 2 3 4 5 6	[]

Final Code: A# [] B# [] C# [] D# []

STATION 4: COMBINATION

Use your reading passage to determine the combination to the 4-digit lock for this station. You're going to have to use your critical thinking skills and do a tiny bit of math. Pay attention because the "clues" below are NOT in order. There is room on your answer sheet to do the math.

1. The number of... is the number... states the Louisiana Purchase includes today... IL.


2. The SECOND number... the lock is... the year the Treaty of Paris...

3. The lock is... the...

4. The lock is the...

5. Once you... decide if the code uses all EVEN #s, all ODD #s or a combination of both.

ALL EVEN ALL ODD COMBO



STATION 1: FILL IN THE BLANKS

Use your reading passage to determine the missing word in each paragraph below. Each missing word has a corresponding NUMBER. The 4-digit code for this station will be the NUMBER of each missing word in the order in which they appear in the paragraph. The code will be recorded on your answer sheet.

1. Parliame... 4. Mexico... 7. Upper...

2. George... 5. Spain... 8. Germ...

3. George... 6. 1801... 9. 176...

Once you determine the 4-digit code, decide if it uses all EVEN #s, all ODD #s or a combination of both.

ALL EVEN ALL ODD COMBO

B H M



STATION 3: TRUE OR FALSE

Read each statement below and determine if it is true or false. If the statement is true, color the coin on YOUR answer sheet that matches that question. If the statement is false, cross out that coin. Once you are finished coloring the coins, add up the TRUE coin values to determine the final 4-digit code. One digit is provided for you: 625, a 6 would be in the first box, a 2 in the second box.

A 75 A. The Louisiana Purchase nearly quadrupled the size of the United States.

B 25 B. In 1793, the Corps of Discovery set off from Virginia.

C 50 C. The Louisiana Purchase was 1,215 miles and 150 days long.

D 100 D. The Louisiana Purchase was the largest land acquisition in U.S. history.

E. The Louisiana Purchase was a major step toward the westward expansion of the United States.

F. The Louisiana Purchase was a major step toward the westward expansion of the United States.


G. The Louisiana Purchase was a major step toward the westward expansion of the United States.

H. Napoleon Bonaparte was the emperor of Great Britain.

After shading the coins on your answer sheet, add up the values of the TRUE statements to get the final total.

275 300 3

G D M



STATION 2: PARAGRAPHS

First, number ALL the paragraphs on your reading passage. Then, read each statement below and determine which paragraph NUMBER the statement can be found in. Paragraph numbers MAY be used more than once or not at all. Follow the directions below to determine the 4-digit code and letter clue.

A. During the Revolutionary War, the people of the British colonies fought for independence from Great Britain.

B. The war ended with the signing of the Treaty of Paris.

C. The Louisiana Purchase was the largest land acquisition in U.S. history.

D. Many governments were against the Louisiana Purchase.


E. President Thomas Jefferson, president, bought the land for \$15 million.

F. Under the Treaty of Fontainebleau in 1762, France surrendered Louisiana to Spain.

ELIMINATE the highest and lowest used paragraph numbers and record the remaining 4-digit code on your answer sheet. Decide which paragraph number was NOT used as a CODE answer.

NO 7 NO 8 NO 5

L C S



STATIONS

ABOUT THIS ACTIVITY

The reading passage in this packet allows students to work on comprehension skills after reading the passage several times searching for evidence. Each station includes a 4-digit code that will reveal a letter clue.


OVERVIEW

READING PASSAGE	Students will use the reading passage at EACH station seeking answers and text evidence.
STATION 1	Students will determine the missing words in the paragraph to reveal a 4-digit code.
STATION 2	Students will number the paragraphs and browse the passage to determine where the answers can be found (paragraph number). After eliminating numbers, a 4-digit code will be revealed.
STATION 3	Students will read each statement and determine if it is true or false. They will then ADD all TRUE values to find the 4-digit code.
STATION 4	Students will do some basic math here, read the passage to find the answers and then determine the 4 digit code.
STATION 5	Students will answer 6 multiple choice questions which lead them to a 4 digit code based on the number of times they used each "ABCD" answer.
TEXT MARKING	OPTIONAL: A color code chart is included in case you want students to mark the text, citing evidence of where they found their answers. (This will increase completion time)

© Think Tank

**STUDENTS WILL
USE THE SAME
READING
PASSAGE AT
EACH STATION
SEEKING
ANSWERS AND
TEXT EVIDENCE.**

HOW IT WORKS



ENGAGING READING
COMPREHENSION PRACTICE!

- 1 Students work individually (or in pairs) and visit 5 stations, answer questions, decipher a 4-digit code at each station and grab a "letter" clue for the final alpha code.
- 2 Students will answer the questions (found directly in the passage) on their own recording sheet. Students will have to revisit their reading passage several times at EACH station skimming for answers.

STATION 1: FILL

Use your reading passage to determine the missing word in each paragraph below. Each missing word is represented by a NUMBER. The 4-digit code for this station is: **1 2 3 4**. Write each missing word, in the same order as the numbers, in the same paragraph. Then, record the clue L

1	Parliament	4	Mexico
2	George IV	5	Spain
3	George III	6	1801

--- owned the land West of French the land that is now Mexico and all the land Oregon and West along the coast. Spain Europe at that time, though. They allied the French armies could help protect their Britain. With their partnership, Spain secretly France. Under the Treaty of Fontainebleau, France surrendered Louisiana to Spain and the U.S. use the New Orleans ports. However, under the Treaty of Madrid, Spain agreed to return Louisiana for territories in Italy.

Meanwhile, British colonists decided their own nation. The British --- (government) and the people unfairly.

Once you determine the 4-digit code, write the letters in the boxes below. Use all EVEN #s, all ODD #s or a

ALL EVEN	ALL ODD
B	H

BENEFITS

- ✓ STATIONS AND MOVEMENT
- ✓ CLOSE READING
- ✓ COMPREHENSION SKILLS
- ✓ SECRET CODES
- ✓ CITING EVIDENCE
- ✓ CRITICAL THINKING
- ✓ PRINT AND GO
- ✓ ACTIVE LEARNING
- ✓ CROSS-CURRICULAR
- ✓ HIGHLY ENGAGING
- ✓ NO LOCKS NEEDED
- ✓ NO SILLY ENVELOPES TO STUFF
- ✓ NO ODD SHAPES TO CUT OUT



Everything a teacher dreams of wrapped up into one FUN and engaging activity!

USE FOR:



ANTICIPATORY SETS



UNIT REVIEW



EARLY FINISHERS



STATIONS



REWARD ACTIVITY



CENTERS



SUB PLANS



PARTNER WORK



ENRICHMENT

