

KUBLAI KHAN

ESCAPE ROOM

A. Parts of east Asia
B. North China
C. Asia
D. All of the above

6. Mongke appointed Kublai as the governor of what province?

A. Ningxia
B. Xanadu
C. Kurilita
D. None of the above

How many times you used each letter answer (ABCD) to solve the 4-digit code and record it on your answer sheet.

3102 2112
J N

Yuan Dynasty MINUS 1270.

The FIRST number of the lock is the age of Kublai Khan when he passed away MINUS 71.

The THIRD number of the lock is the number of years Kublai Khan ruled for MINUS 30.

Once you determine the 4-digit code, decide if the code uses all EVEN #s, all ODD #s or a combination of both.

ALL EVEN ALL ODD COMBO
K P

Exiled 5 Tang 7 Han
6 8 9 Chinese
Mongols Babylonians

In 1271, Kublai Khan established the ____ Dynasty and all of China would be under his rule. He moved the empire's capital from Karakorum to Dadu. Dadu is now modern-day Beijing. A palace was built inside Dadu and in the southern city of Shangdu (Xanadu). He built the ____ City, a massive city of complex that became the symbol of Chinese imperial power. Kublai established a powerful Chinese empire. He supported art and science. He extended roads, both of which brought more trade and economic wealth. He allowed religious freedom and Islam, Buddhism and Shamanism (religion of the ____.) were all practiced. He created a new Mongol writing system, similar to ____ writing.

Once you determine the 4-digit code, decide if the code uses all EVEN #s, all ODD #s or a combination of both.

ALL EVEN ALL ODD COMBO
B M

STATION 2: PARAGRAPHS

First, number ALL the paragraphs on your reading passage. Then, read each statement below and determine which paragraph NUMBER the statement can be found in. Paragraph numbers MAY be used more than one time or not at all. The directions below to reveal the 4-digit code and letter.

A. Ariq Boke called a meeting of royal families in Karakorum, the Mongol capital.

B. Mongke appointed him as the governor of the province of Ningxia.

C. His grandson, Temur, became the next Great Khan and emperor.

D. The Mongol empire ruled central Asia, North China, and parts of eastern Persia.

STATION 3: TRUE OR FALSE

Read each statement below and determine if it is true or false. If the statement is true, color the coin on YOUR answer sheet that corresponds with that question. If the statement is false, cross out that coin value. When you are finished add the TOTAL of ALL TRUE coin values to reveal your letter clue. One digit of the code has been provided for you. If the total is 625, a 6 would go in the first box, the 2 in the second box and so on.

A 75 E 100
B 25 F

A. Mongke asked Kublai to help conquer southern China and the Song Dynasty.

B. The Yuan Dynasty only lasted until 1342.

C. After becoming khan, Kublai continued his conquest of southern China.

D. Kublai was interested in Chinese culture.

KUBLAI KHAN

Kublai Khan was the fifth khan (emperor) of the Mongol Empire. He founded the Yuan Dynasty in 1271 and was able to conquer all of China. Kublai Khan ruled for a total of 34 years. He was born in Mongolia. He was the great grandson of Genghis Khan. The Mongol empire was the largest empire in history. Kublai studied Confucianism and also taught how to fight and rule from a yurt. When his brother Mongke died, Kublai became the ruler of northern China. He was the ruler of northern China and the province of Ningxia. He was a great fighter and leader of the Mongol Empire and the Song Dynasty.

THINK TANK

STATIONS ACTIVITY

WHAT'S INCLUDED?

- ✓ READING PASSAGE
- ✓ 5 STATIONS
- ✓ TEACHER GUIDE
- ✓ ANSWER KEY
- ✓ STUDENT DIRECTIONS
- ✓ TEXT MARKING OPTION
- ✓ PROP SIGNS

STATION 1: FILL IN THE BLANK

Use your reading passage to determine the missing words in the paragraph below. Each missing word has a corresponding NUMBER. The 4-digit code for this station will be the NUMBER for each missing word, in the same order in which they appear in the paragraph. Then, record the clue LETTER on your answer sheet.

STATION 2: PARAGRAPHS

First, number ALL the paragraphs on your reading passage. Then, read each statement below and determine which paragraph NUMBER the statement can be found in. Paragraph numbers MAY be used more than one time or not at all. Follow the directions below to reveal the 4-digit code and letter clue.

STATION 3: TRUE OR FALSE

Read each statement below and determine if it is true or false. If the statement is true, color the coin on YOUR answer sheet that corresponds with that question. If the statement is false, cross out that coin value. When you are finished add the TOTAL of ALL TRUE coin values to reveal your letter clue. One digit of the code has been provided for you. If the total is 625, a 6 would go in the first box, the 2 in the second box and so on.

STATION 4: COMBINATION

Use your reading passage to determine the combination to the 4-digit lock for this station. You're going to have to use your critical thinking skills and do a tiny bit of math. Pay attention because the "clues" below are NOT in order. There is room on your answer sheet to do the math.

STATION 5: MULTIPLE CHOICE

Answer each multiple-choice question below. Then, count the number of times you used each letter answer (ABCD) to reveal your 4-digit code. Letters may be used more than once or not at all. If a letter option is not used, put a zero in that box on your answer sheet.

ANSWER RECORDING SHEET

Record your answers for each station on this sheet. Then, use the directions below to determine final 4-digit ALPHA code. Ex: HBDR

STATION CODES

LETTER CLUE

STATION 1	→	<input type="text"/>	<input type="text"/>	<input type="text"/>	<input type="text"/>	CODE
-----------	---	----------------------	----------------------	----------------------	----------------------	------

A	B	C	D	E	F	
---	---	---	---	---	---	--

STATION 2	→	<input type="text"/>	<input type="text"/>	<input type="text"/>	<input type="text"/>	CODE
-----------	---	----------------------	----------------------	----------------------	----------------------	------

ENTER

1

2

3

TEACHER DIRECTION

- 1 Print the reading passage found on [pages 5-6](#) for EACH (front and back).
- 2 Print the answer recording sheet on [page 12](#) for each student group of students.

RECAP: Print pages 5, 6, and 12 for students.

STATION

5

BLUE


THE MISSION

You have been assigned a top-secret mission of utmost importance. A notorious thief has stolen precious gems from a prominent lady, and intelligence reports suggest that they are hidden in a heavily guarded secret vault. In the bustling city of Oakville, Lady Victoria was renowned for her extraordinary

ABOUT THIS ACTIVITY

The reading passage in this packet allows students to practice their comprehension skills after reading the passage. Students will be searching for evidence. Each station includes a question that will reveal a letter clue.

	OVERVIEW
READING PASSAGE	Students will use the reading passage at each station seeking answers and text evidence.
STATION 1	Students will determine the missing word in the paragraph to reveal a 4-digit code.
STATION 2	Students will number the paragraphs in the reading passage to determine where the missing words can be found (paragraph number). After eliminating the incorrect numbers, a 4-digit code will be revealed.
STATION 3	Students will read each statement and determine if it is true or false.



5 STATIONS

STATION 5: MULTIPLE CHOICE

Answer each multiple-choice question below. Then, count how many times you used each letter answer (ABCD) to reveal the code. Letters may be used more than once or not at all. Option is not used, put an X in that box on your answer sheet.

1 How long did Kublai Khan rule? He moved the empire's capital to a civil war for the first time in Karakorum to what city?

A. 4 years
B. 6 years
C. 8 years
D. 10 years

2 Under Khan's rule, what did he do in the East?

A. Built schools
B. Rebuilt Grand Canal
C. Allowed religious freedom
D. All of the above

3 What number of the empire of China was Kublai Khan?

A. Third
B. Fourth
C. Fifth
D. Sixth

Count how many times you used each letter answer to determine the 4-digit code and record it on your answer sheet.

ANSWER RECORDING SHEET

Record your answers for each station on this sheet. Then, use the directions below to determine final 4-digit ALPHA code. Ex: HBDR

STATION CODES	LETTER CODE
STATION 1: [] [] [] []	[]
STATION 2: A B C D E F	[]
STATION 3: A 75 B 25 C 50 D 100 E 100 F 75 G 50 H 25	[]
STATION 4: Do your math in this area: [] [] [] []	[]
STATION 5: 1 2 3 4 5 6	[]

Do your math in this area:

1 2 3 4 5 6

A# [] B# [] C# [] D# []

STATION 4: COMBINATION

Use your reading passage to determine the combination to the 4-digit lock for this station. You're going to have to use your critical thinking skills and do a tiny bit of math. Pay attention because the "clues" below are NOT in order. There is room on your answer sheet to do the math.

LAST number of the lock is the year Ariq sukid in Shangdu MIN.

SECOND number of the lock is the year Kublai Khan finished the Grand Canal.

lock is when he was born.

lock of Kublai Khan.

Once you determine the code, decide if the code uses all EVEN #s, all ODD #s or a combination of both.

ALL EVEN ALL ODD COMBO

STATION 1: FILL IN THE BLANKS

Use your reading passage to determine the missing word in each paragraph below. Each missing word has a corresponding NUMBER. The 4-digit code for this station will be the NUMBER of each missing word in the order in which they appear in the paragraph. The code will be recorded on your answer sheet.

1 Japan... 4 Yuan... 7 He...
2 Forbid... 5 Tang... 8 Chi...
3 Exiled... 6 Mongol... 9 Baby...

In 1271, Kublai Khan... Dynasty and... China would... empire's capital from Karakorum to... modern-day Beijing. The palace was... northern city of Shangdu (Xanadu). The massive palace complex... the imperial palace. Kublai Khan... built schools and supported... Great Canal... extended... the trade and economic... and Islam. Buddhism and Shamanism (religion of the...) were all practiced. He created a new Mongol writing system, similar to... writing.

Once you determine the 4-digit code, decide if the code uses all EVEN #s, all ODD #s or a combination of both.

ALL EVEN ALL ODD COMBO

B H M

STATION 3: TRUE OR FALSE

Read each statement below and determine if it is true or false. If the statement is true, color the coin on YOUR answer sheet that matches that question. If the statement is false, cross out that coin. Once you are finished coloring the coins, add the TRUE coin values together to determine the final 4-digit code. One digit of the code is provided for you: 625, a 6 would go in the first box, and the second box would be 2.

A 75 A. Mongol Khan Kublai Khan asked Kublai to help him conquer southern China during the Song Dynasty.

B 25 B. The Song Dynasty only lasted 1342 years.

C 50 C. Kublai Khan was a grandson of Genghis Khan.

D 100 D. The Great Canal was built by Kublai Khan.

E. Kublai Khan was a grandson of Genghis Khan.

F. Kublai Khan was a grandson of Genghis Khan.

G. Kublai Khan was a grandson of Genghis Khan.

H. Dadu is now modern-day Beijing.

After shading the coins on your answer sheet, add the TRUE statements to get the final total.

375 400 4

G D

STATION 2: PARAGRAPHS

First, number ALL the paragraphs on your reading passage. Then, read each statement below and determine which paragraph NUMBER the statement can be found in. Paragraph numbers MAY be used more than once or not at all. Follow the directions below to determine the 4-digit code and letter clue.

A Ariq Boko called the meeting of royal families in Karakorum, the Mongol capital.

B Mongke appointed Kublai as the governor of the province of Ningxia.

C His grandson, Kublai Khan, became the Great Khan and Yuan emperor.

D The Mongol Empire ruled over parts of eastern Europe, China, and some parts of the Middle East.

E It took over the last remnants of the Song Dynasty.

F Kublai Khan was the first Khan emperor of the Mongol Empire of China.

ELIMINATE the highest and lowest used paragraph numbers and record the remaining 4-digit code on your answer sheet. 2 Decide which paragraph number was NOT used as a CODE answer.

NO 2 NO 4 NO 6

L C W

STATIONS

ABOUT THIS ACTIVITY

The reading passage in this packet allows students to work on comprehension skills after reading the passage several times searching for evidence. Each station includes a 4-digit code that will reveal a letter clue.


OVERVIEW

READING PASSAGE	Students will use the reading passage at EACH station seeking answers and text evidence.
STATION 1	Students will determine the missing words in the paragraph to reveal a 4-digit code.
STATION 2	Students will number the paragraphs and browse the passage to determine where the answers can be found (paragraph number). After eliminating numbers, a 4-digit code will be revealed.
STATION 3	Students will read each statement and determine if it is true or false. They will then ADD all TRUE values to find the 4-digit code.
STATION 4	Students will do some basic math here, read the passage to find the answers and then determine the 4 digit code.
STATION 5	Students will answer 6 multiple choice questions which lead them to a 4 digit code based on the number of times they used each "ABCD" answer.
TEXT MARKING	OPTIONAL: A color code chart is included in case you want students to mark the text, citing evidence of where they found their answers. (This will increase completion time)

© Think Tank

**STUDENTS WILL
USE THE SAME
READING
PASSAGE AT
EACH STATION
SEEKING
ANSWERS AND
TEXT EVIDENCE.**

HOW IT WORKS



ENGAGING READING COMPREHENSION PRACTICE!

- 1 Students work individually (or in pairs) and visit 5 stations, answer questions, decipher a 4-digit code at each station and grab a "letter" clue for the final alpha code.
- 2 Students will answer the questions (found directly in the passage) on their own recording sheet. Students will have to revisit their reading passage several times at EACH station skimming for answers.

STATION 1: FILL

Use your reading passage to determine the missing word in each paragraph below. Each missing word is represented by a NUMBER. The 4-digit code for this station is _____. Write the missing word in the same order as the numbers in the paragraph. Then, record the clue L

1	Japanese	4	Yuan
2	Forbidden	5	Tang
3	Exiled	6	Mongols

In 1271, Kublai Khan established the Yuan Dynasty. He moved the capital of China from Karakorum to Dadu. Dadu is now Beijing. The Forbidden City palace was built inside Dadu and in the center of the city. The city was called Shangdu (Xanadu). He built the _____ City complex that became the symbol of China.

Kublai established a powerful empire. He supported art and science. He extended roads, both of which brought economic wealth. He allowed religious freedom. Buddhism and Shamanism (religion of the Mongols) were practiced. He created a new Mongol writing system called _____ writing.

Once you determine the 4-digit code for this station, use all EVEN #s, all ODD #s or a combination of both to determine the letter clue.

ALL EVEN	ALL ODD
B	H

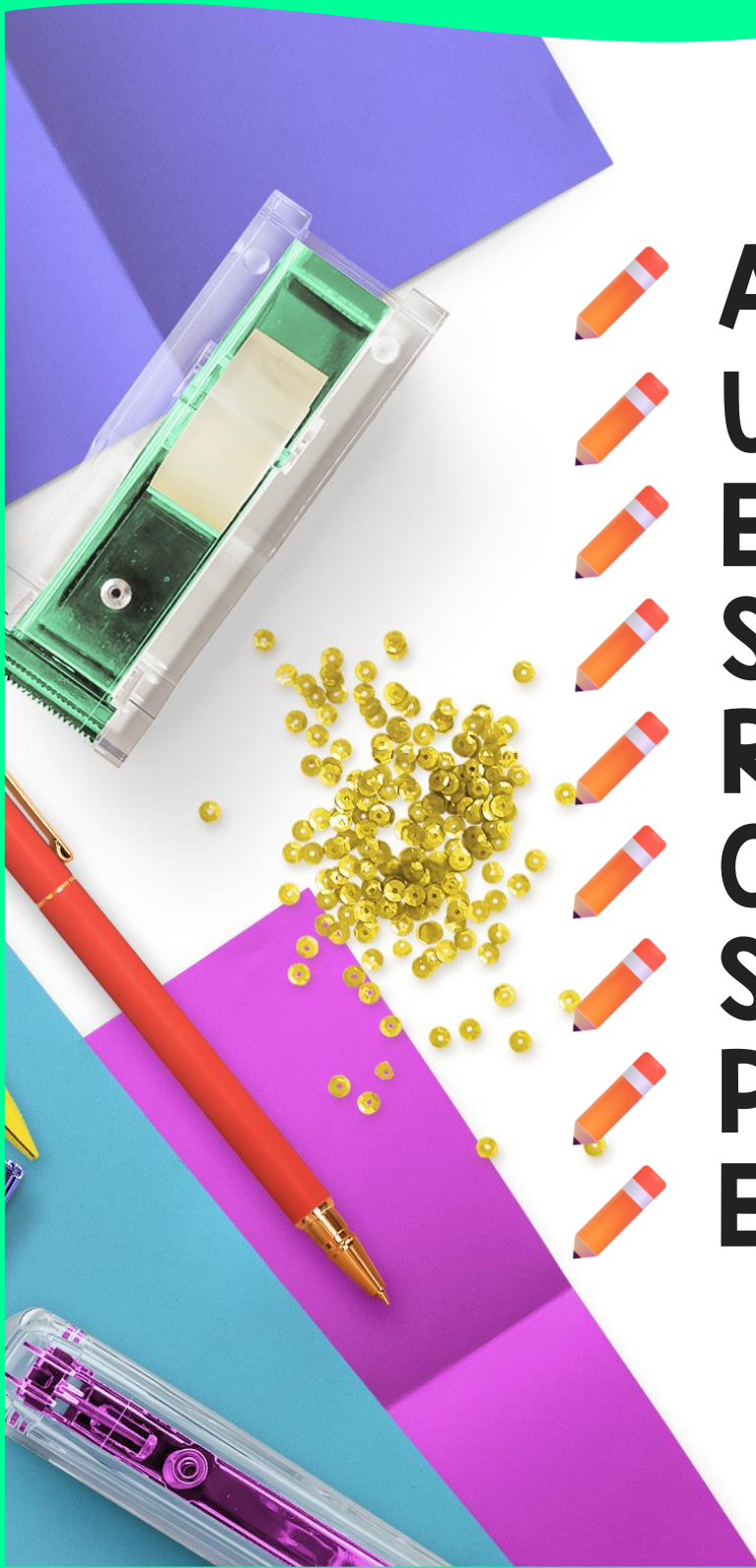









BENEFITS

- ✓ STATIONS AND MOVEMENT
- ✓ CLOSE READING
- ✓ COMPREHENSION SKILLS
- ✓ SECRET CODES
- ✓ CITING EVIDENCE
- ✓ CRITICAL THINKING
- ✓ PRINT AND GO
- ✓ ACTIVE LEARNING
- ✓ CROSS-CURRICULAR
- ✓ HIGHLY ENGAGING
- ✓ NO LOCKS NEEDED
- ✓ NO SILLY ENVELOPES TO STUFF
- ✓ NO ODD SHAPES TO CUT OUT



Everything a teacher dreams of wrapped up into one FUN and engaging activity!

USE FOR:

- 
-  **ANTICIPATORY SETS**
 -  **UNIT REVIEW**
 -  **EARLY FINISHERS**
 -  **STATIONS**
 -  **REWARD ACTIVITY**
 -  **CENTERS**
 -  **SUB PLANS**
 -  **PARTNER WORK**
 -  **ENRICHMENT**