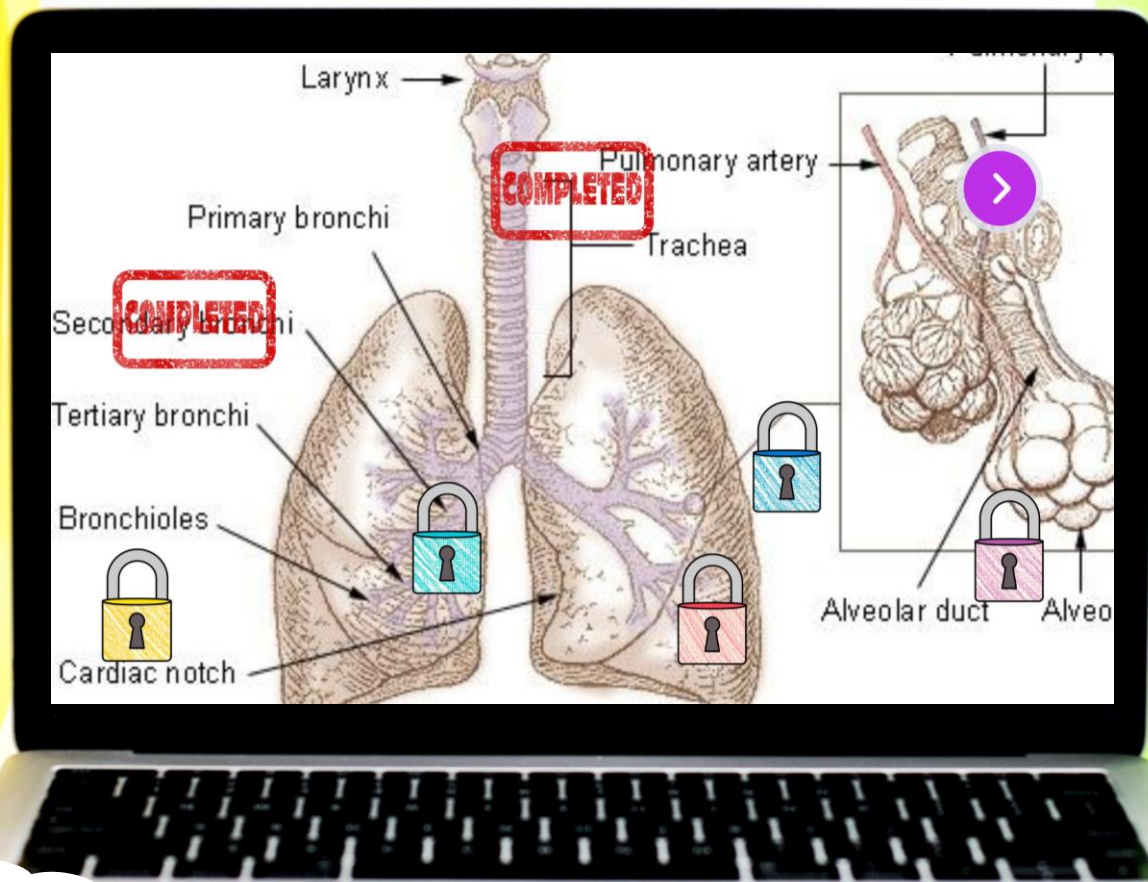


RESPIRATORY SYSTEM



DIGITAL ESCAPE

COLOR CODE

DRAG AND DROP the elements to fill in the Reading Passage,
then enter the COLOR CODE.

energy

oxygen

trachea

tract

eleven

The human body has _____ important systems with specific functions. These systems work with different organs to help keep the body alive. The respiratory system is necessary because it is how humans breathe. It works to take in _____ and get rid of carbon dioxide, with the help of the lungs. The respiratory system includes the nose, mouth, larynx, _____, bronchial tubes, lungs, and diaphragm. Each time a person breathes in, different kinds of gas enter the body. Oxygen is a gas that is found in the air that every living thing needs to survive. Oxygen helps turn the food we eat into _____ for our bodies to use. In addition to breathing, respiration enables us to talk, hiccup, cough, and sneeze. The respiratory system includes the upper respiratory _____ and the lower respiratory tract.



9 CHALLENGES

After successfully completing each challenge students will earn a number for the final lock code.

Nice job sleuth!

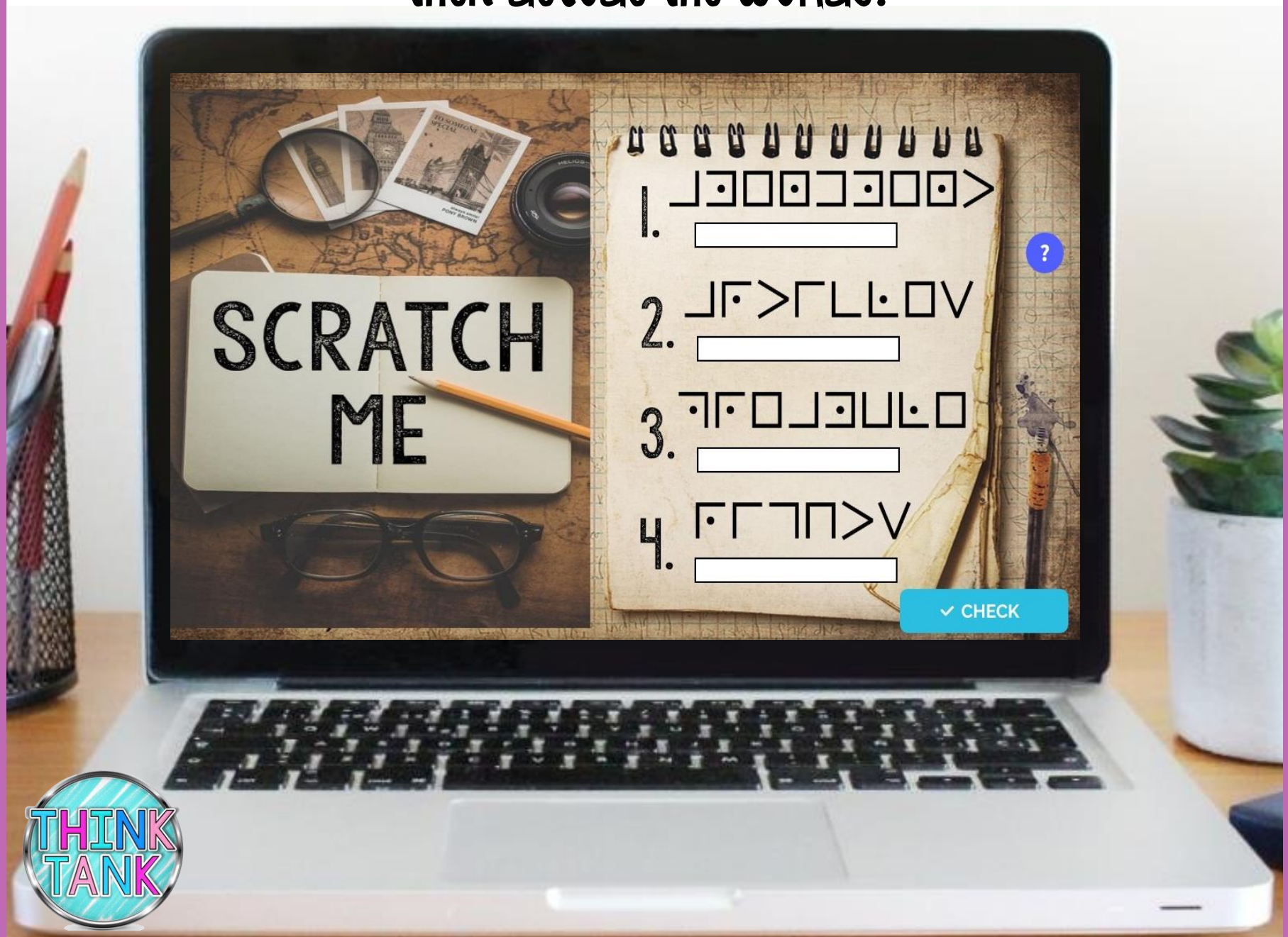
4

CONTINUE



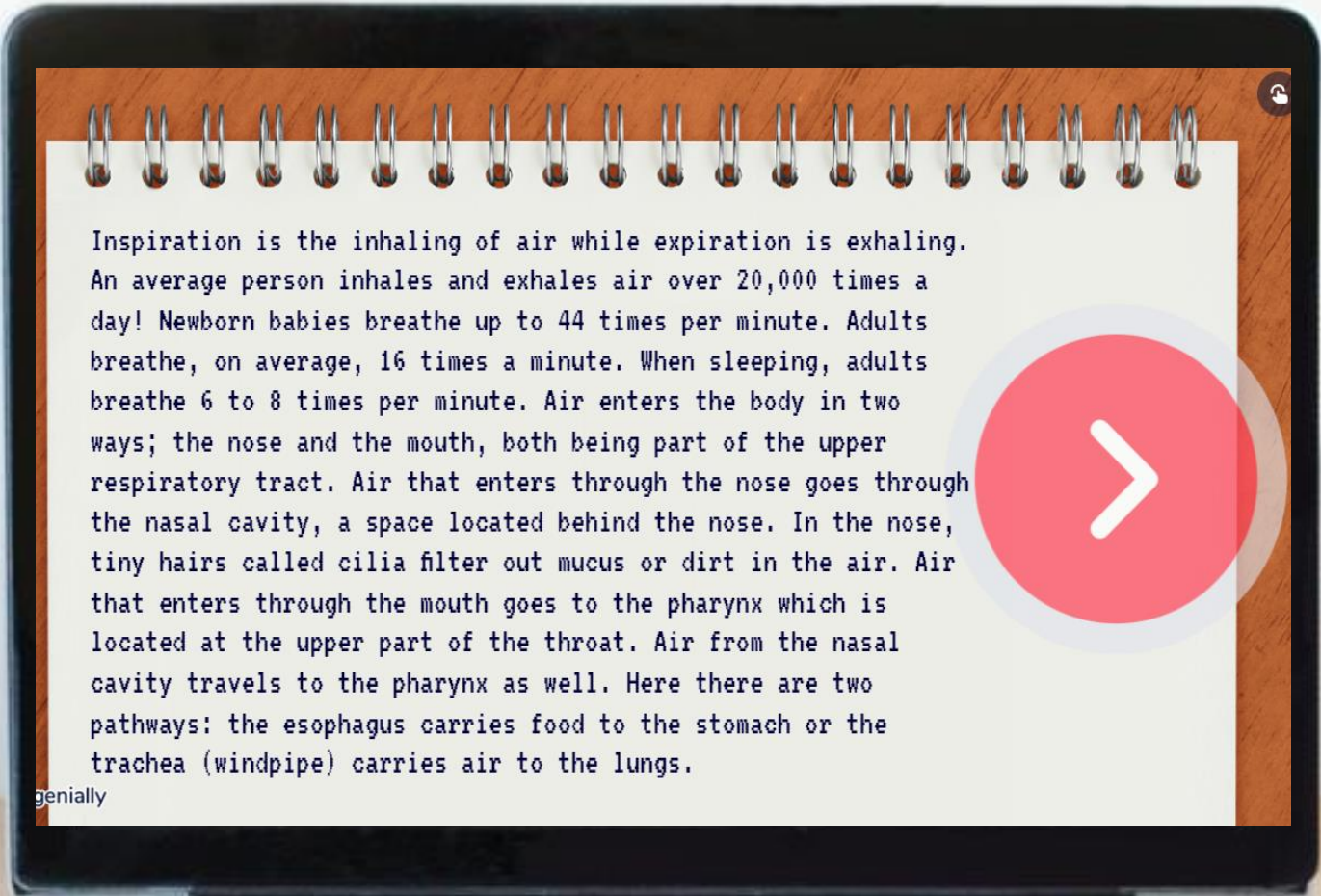
PIGPEN CIPHER

Reveal a decoder hidden beneath the image on the left,
then decode the words.



6 PASSAGES

Students will read 6 short passages about the topic,
then answer questions.

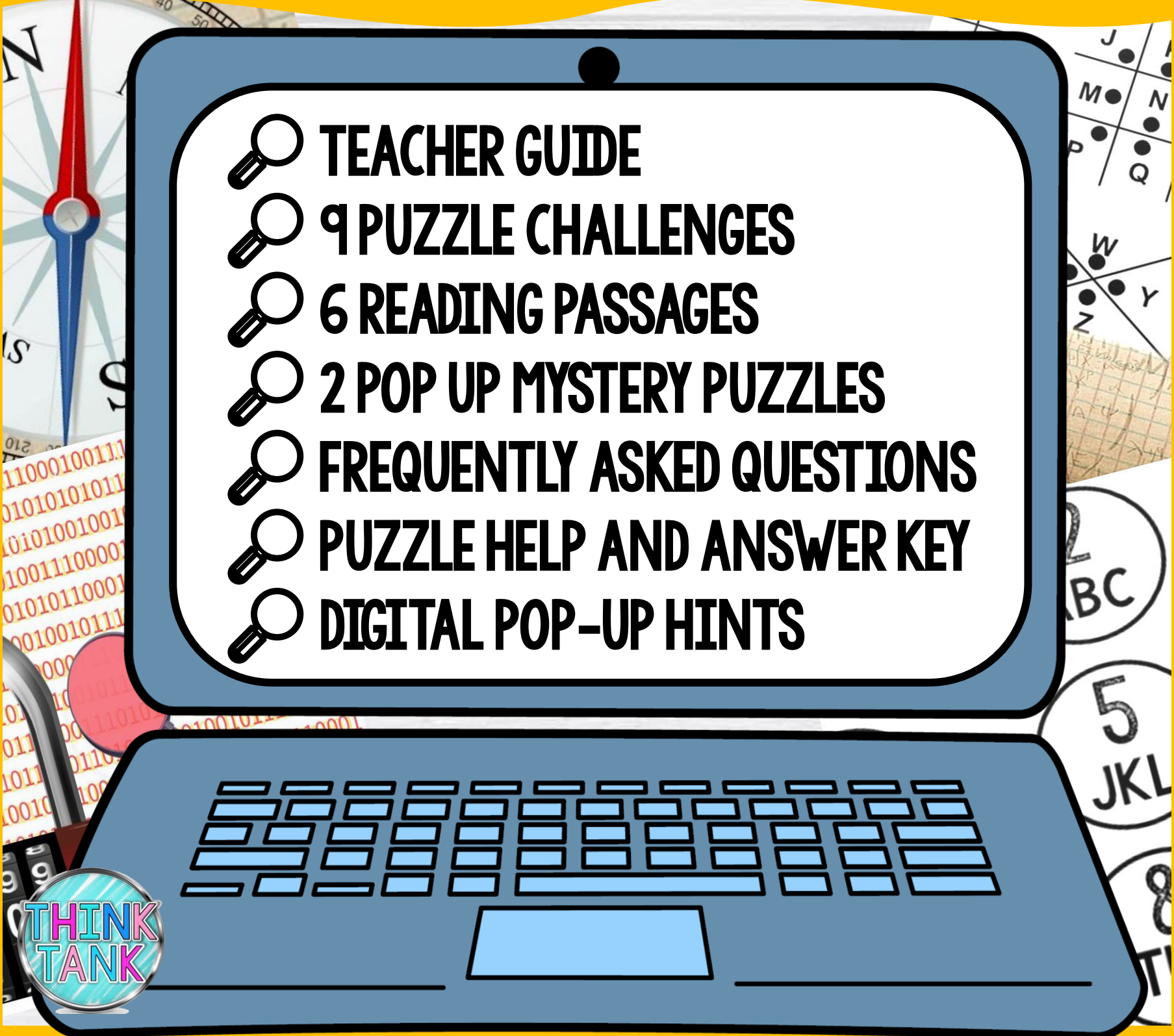









Inspiration is the inhaling of air while expiration is exhaling. An average person inhales and exhales air over 20,000 times a day! Newborn babies breathe up to 44 times per minute. Adults breathe, on average, 16 times a minute. When sleeping, adults breathe 6 to 8 times per minute. Air enters the body in two ways; the nose and the mouth, both being part of the upper respiratory tract. Air that enters through the nose goes through the nasal cavity, a space located behind the nose. In the nose, tiny hairs called cilia filter out mucus or dirt in the air. Air that enters through the mouth goes to the pharynx which is located at the upper part of the throat. Air from the nasal cavity travels to the pharynx as well. Here there are two pathways: the esophagus carries food to the stomach or the trachea (windpipe) carries air to the lungs.

genially



WHAT'S INCLUDED?

- 
-  **TEACHER GUIDE**
 -  **9 PUZZLE CHALLENGES**
 -  **6 READING PASSAGES**
 -  **2 POP UP MYSTERY PUZZLES**
 -  **FREQUENTLY ASKED QUESTIONS**
 -  **PUZZLE HELP AND ANSWER KEY**
 -  **DIGITAL POP-UP HINTS**

**THINK
TANK**

CLICK AND BYE

Students will eliminate false answers to reveal
a four-digit code to move on.

Alveoli are tiny air
sacs at the end
of the bronchioles.

The pleura separate
the lungs from the
chest wall.

The trachea is
covered by a tiny
flap of tissue called
the bronchial.

**CLICK ON
THE FALSE
STATEMENTS TO
ELIMINATE THEM AND
REVEAL A CODE.**

The thin lining of
the lungs are
called bronchi.

At the end of
the trachea are six
main tubes
called cilia.

Alveoli have blood
vessels called
capillaries.

Alveoli, bronchioles,
and bronchi make up
the bronchial tree.

The windpipe filters
the temperature
of the air.

The diaphragm
controls about 20
percent of our
breathing.

CONTINUE



REVEAL

Students will drag the flashlight to reveal hidden images.



SAMPLE

Test the Link and solve some
TEACHER PUZZLES!

CLICK HERE



PUZZLE TYPES

QWERTY
TEXT MESSAGE
CLICK & BYE
JIGSAW

COLOR CODE
DRAG & DROP
CIPHER
DIRECTIONAL



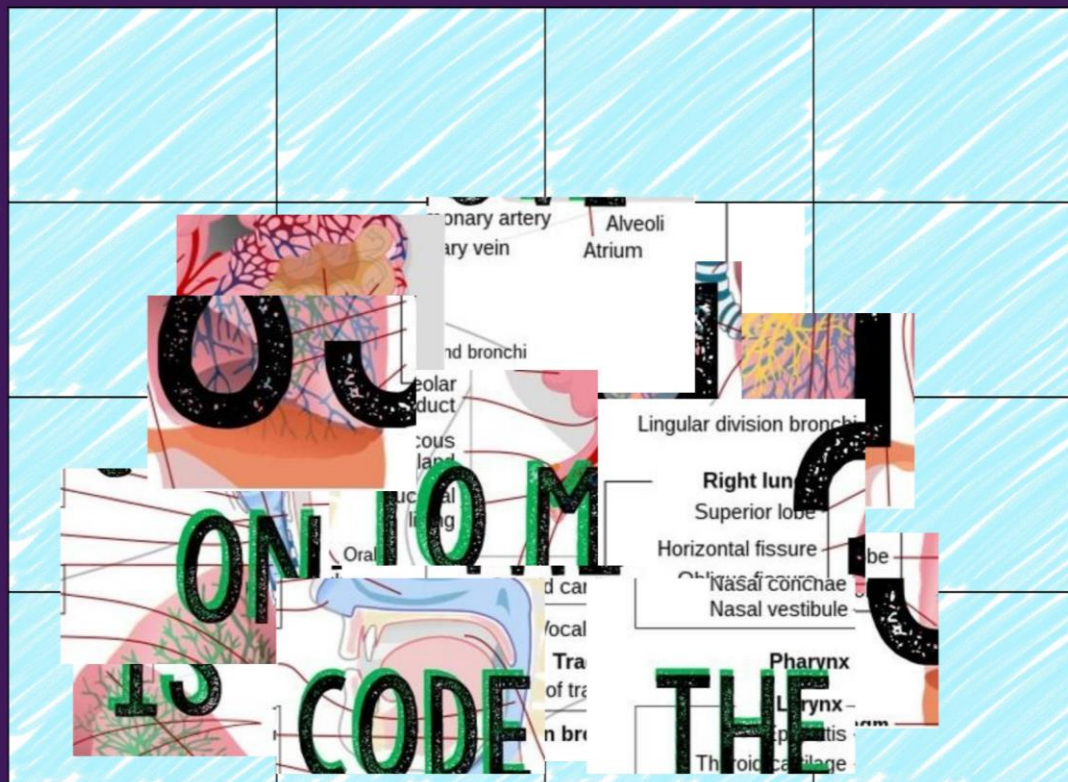
QUESTIONS

- 🔍 5 FILL IN THE BLANK
- 🔍 8 DRAG AND DROP
- 🔍 9 TRUE OR FALSE
- 🔍 6 UNSCRAMBLE WORDS
- 🔍 7 MULTIPLE CHOICE

THINK
TANK

JIGSAW


Complete the jigsaw puzzle to reveal a
FOUR-digit code to move on.




BENEFITS




SELF-GRADING




IMMEDIATE STUDENT FEEDBACK



PAPERLESS




NO PREP



SAVES YOU TIME




CRITICAL THINKING



**THINK
TANK**

POP-UPS


Along the way, students will encounter interactive
mystery pop-up puzzles.




OPTIONS




FRONT-LOADING




GROUP STATIONS



SUB PLANS



UNIT REVIEW




ENRICHMENT ACTIVITY



TEAMWORK ACTIVITY



REWARD ACTIVITY



**THINK
TANK**

COLLECT KEYS

After completing each puzzle, students
will earn a "key"



FINAL CODE

Students enter the final code 9-digit code
to crack the case.

ENTER THE
9 DIGIT CODE TO
THE THIEF'S VAULT

RETURN

