

EGYPTIAN GODS

CUBE CODE

often drawn with skin to symbolize

returned Egypt of worshipping many

A. Tut
B. Thutmose
C. Ramses IV
D. Hatshepsut

Ancient Egypt was located along the Nile River in what part of Africa?
A. Northwest
B. Northeast
C. Southeast
D. Southwest

Where is the Valley of the Kings?
A. Thebes
B. Cairo
C. Ismailia
D. Sūhāj

Which god appeared as a man with the head of an ibis (bird) and carried a writing board?
A. Isis
B. Thoth
C. Osiris
D. Amun-Ra

The FIRST number of the lock is the number of deities the Ennead of Heliopolis included MINUS 4.

The THIRD number of the lock is the number of tombs the Valley of the Kings is known to contain MINUS 52.

STATION 2:

First, number ALL the paragraphs on your reading passage. Then, read each statement below and determine which paragraph NUMBER the statement can be found in. Lastly, eliminate ANY answer where the answer was found in an EVEN numbered paragraph, leaving only ODD numbers as your final code (in the order of questions). Paragraph numbers MAY be used more than one time or not at all.

- A Many Egyptians believed that the pharaoh was the living version of the god Horus.
- B Ancient Egyptians believed in hundreds of gods and goddesses, also known as deities.
- C Osiris was all white.
- D The first ten amendments came in 1791 and are called the Bill of Rights.
- E Before the Constitution, a strong federal government held the states together.
- F The opening part of the Constitution is called the Preamble.
- G George Washington was known as the "Father of the Constitution."
- H The U.S. Constitution is the oldest government document still in use today.

EGYPTIAN GODS

Ancient Egypt was a civilization with its own beliefs and religion located along the Nile River in northeast Africa. Their religion was a very important part of how they lived. Ancient Egyptians believed in hundreds of gods and goddesses, also known as deities. Each god represented a different part of life such as the god of knowledge, the god of sun, and the god of the underworld.

One of the most important gods in Ancient Egypt, seen as the ruler of all gods, was the sun god Ra. Egyptians believed that Ra created all life, even other gods. Based on paintings from thousands of years ago, Ra was portrayed as a man with the head of a falcon or hawk. He wore a headdress

4	hawk	7	moon
5	lion	8	Thebes
6	Cairo	9	sun

One of the most important gods in Ancient Egypt, seen as the ruler of all gods, was the _____ god Ra. He created all life, even other gods. Based on paintings from thousands of years ago, Ra was portrayed as a man with the head of a falcon or hawk. He wore a headdress with a cobra (a snake) on top. Ra ruled Egypt with the sun god Amun-Ra. Amun-Ra was the god of the sun and was often depicted with a falcon head. He was the son of the sun god Ra and the goddess Hathor.

STATION 3:

Read each statement below and determine if it is true or false. If the statement is true, color or shade the coin that corresponds to the statement. If the statement is false, cross out that coin value. After you are finished add the TOTAL of ALL TRUE coin values. The code has been provided for you. If the total is 625, a 6 in the first box, the 2 in the second box and so on.

- A 75 A. During the Old Kingdom, the god Amun-Ra became the national god of Egypt.
- B 25 B. Osiris was the god of knowledge and the moon.
- C 50 C. It was believed that Thoth gave the Egyptians writing, medicine, and math.
- D 100 D. Ancient Egyptians believed in hundreds of gods and goddesses, known as deities.
- E 75 E. Isis was the goddess of love, magic, and the moon who protected those in need.
- F 50 F. Ra was the symbol of the sun.
- G 25 G. The god Anubis was the god of the dead.
- H 100 H. The god Ptah was the god of craftsmen and architecture.

THINK TANK

STATION 1:

Use your reading passage or deductive reasoning skills to determine the missing words in the paragraph below. Each missing word has a corresponding NUMBER. The 4-digit code will be the NUMBER of each missing word in the same order in which they appear in the paragraph.

STATION 2:

First, number ALL the paragraphs on your reading passage. Then, read each statement below and determine which paragraph NUMBER the statement can be found in. Lastly, eliminate ANY answer where the answer was found in an ODD numbered paragraph, leaving only EVEN numbers as your final code (in the order of questions). Paragraph numbers MAY be used more than one time or not at all.

STATION 3:

Read each statement below and determine if it is true or false. If the statement is true, color or shade the coin that corresponds with that question. If the statement is false, cross out that coin value. When you are finished add the TOTAL of ALL TRUE coin values. One digit of the code has been provided for you. If the total is 625, a 6 would go in the first box, the 2 in the second box and so on.

STATION 4:

Use your reading passage to determine the combination to the 4-digit lock. You're going to have to use your critical thinking skills and do a tiny bit of math. Pay attention because the "clues" below are NOT in order.

STATION 5:

Answer each multiple choice question below. Then, count the number of times you used each letter answer (ABCD) to reveal your 4 digit code. Answer options may be used more than once or not at all. If a letter option is not used, simply put a zero in the box.

STATION 6:

Reread the passage and write the main idea in your own words. Then, add TWO supporting details that back up your main idea or topic sentence.

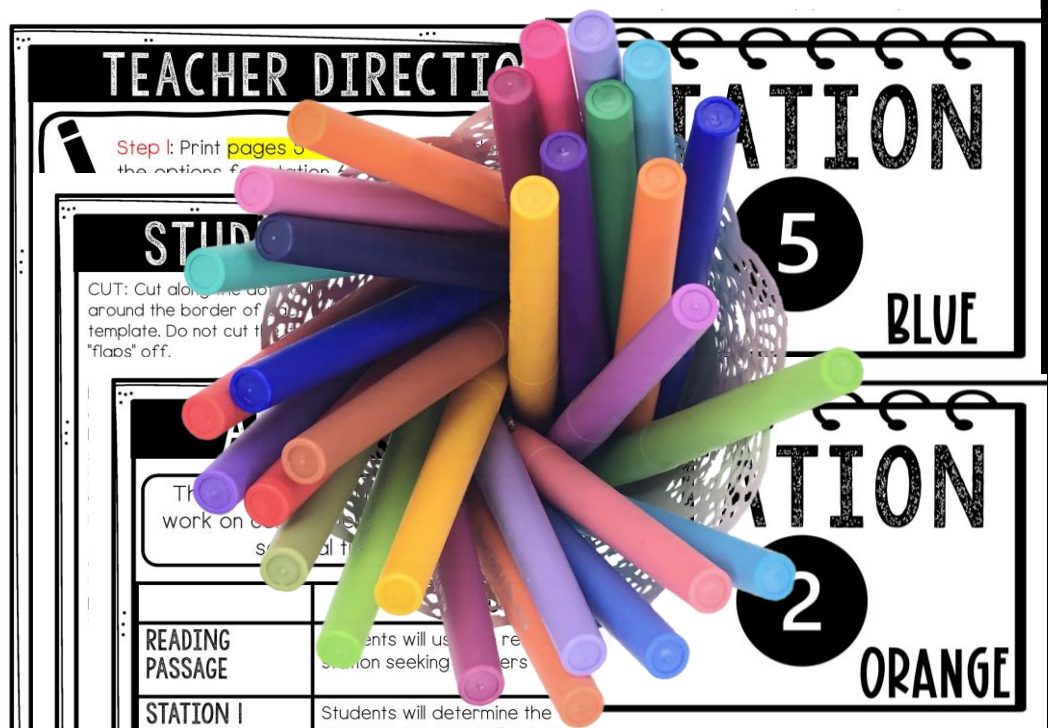
STATION

1

RED

WHAT'S INCLUDED?

- READING PASSAGE
- 6 STATIONS
- TEACHER GUIDE
- STATION CARDS
- ANSWER KEY
- STUDENT DIRECTIONS
- TEXT MARKING OPTION
- ALTERNATE STATION
- ASSEMBLY TIPS



6 STATIONS

STATION 1:

Use your reading passage or deductive reasoning to determine the missing words in the paragraph below. The missing word has a corresponding NUMBER. The 4-digit code will be the NUMBER of each missing word in the same order in which they appear in the paragraph.

STATION
1

RED

STATION 6:

Reread the passage and write the main idea in your own words. Then, add TWO supporting details that back up your main idea or topic sentence.

STATION
6

SUPPORTING DETAIL #1



SUPPORTING DETAIL #2

STATION 4:

Use your reading passage to determine the combination to the 4-digit lock. You're going to have to use your critical thinking skills and do a tiny bit of math. Pay attention because the "clues" below are NOT in order.

The LAST number of the lock is the # of years Akhenaten forced

STATION
4

GREEN

STATION 5:

Answer each multiple choice question below. Then, count the number of times you used each letter answer (ABCD) to reveal your 4 digit code. Answer options may be used more than once or not at all. If a letter option is not used, put a zero in the box.

STATION
5

BLUE

Osiris was often drawn with what color skin to symbolize rebirth?

- A. Red
- B. Orange
- C. Green
- D. Blue

Which son of Akhenaten returned Egypt to their way of worshipping many gods?

- A. Tut

Who was the first pharaoh of the New Kingdom?

- A. Amenhotep III
- B. Horus
- C. Thutmose III
- D. Akhenaten

Which goddess was often depicted with a snake and carried a writing board?

- A. Isis
- B. Hathor
- C. Osiris
- D. Amun-Ra

- A. Thebes
- B. Cairo
- C. Ismailia
- D. Sühāj

A B C D

STATION 3:

Read each statement below and determine if it is true or false. Write the number of the statement in the box. If the statement is false, write the number of the question in the box. If the statement is true, write the number of the first letter of the word in the box.

STATION
3

YELLOW

A
75

B
25

C
50

D
100

- C. It was believed that the gods gave the Egyptians writing, medicine, and art.
- D. Ancient Egyptians believed in hundreds of gods and goddesses known as polytheism.
- E. Isis was the goddess of love, magic, and the moon who protected those who loved her.
- F. The Uraeus was the symbol of the pharaoh's power.
- G. Ancient Egypt was divided into several periods.
- H. Egyptians believed that everyone would live in the afterlife, but only those who had lived a good life could meet Osiris.

4 DIGIT CODE



STATION 2:

First, number ALL the paragraphs on your reading passage. Then, read each statement below and determine which paragraph NUMBER the statement can be found in. Lastly, eliminate ANY answer where the number of the paragraph is not the same as the number of the paragraph. Only one answer will be correct. Write the number of the correct paragraph in the box.

STATION
2

ORANGE

A

B

C

D

E

F

G

H

I

J

K

L

M

N

ELIMINATE ALL EVEN NUMBERS TO DETERMINE THE FINAL CODE.

4 DIGIT CODE



6 STATIONS

SAMPLE CUBE



STATIONS

STATION 1	Students will determine the missing words in the paragraph to reveal a 4 digit code.
STATION 2	Students will number the paragraphs and browse the passage to determine where the answers can be found (paragraph number). After eliminating EVEN numbers, a 4 digit code will be revealed.
STATION 3	Students will read each statement and determine if it is true or false. They will then ADD all TRUE values to find the 4 digit code.
STATION 4	Students will do some basic math here, read the passage to find the answers and then determine the 4 digit code.
STATION 5	Students will answer 6 multiple choice questions which lead them to a 4 digit code based on the number of times they used each "answer".
STATION 6	Option 1: Main idea writing activity Option 2: Color and add topic
TEXT MARKING	OPTIONAL: A color code chart is included in case you want students to mark the text citing evidence of where they found their answers.

**STUDENTS WILL
USE THE SAME
READING
PASSAGE AT
EACH STATION
SEEKING
ANSWERS AND
TEXT EVIDENCE.**

HOW IT WORKS



ENGAGING READING COMPREHENSION PRACTICE!

1

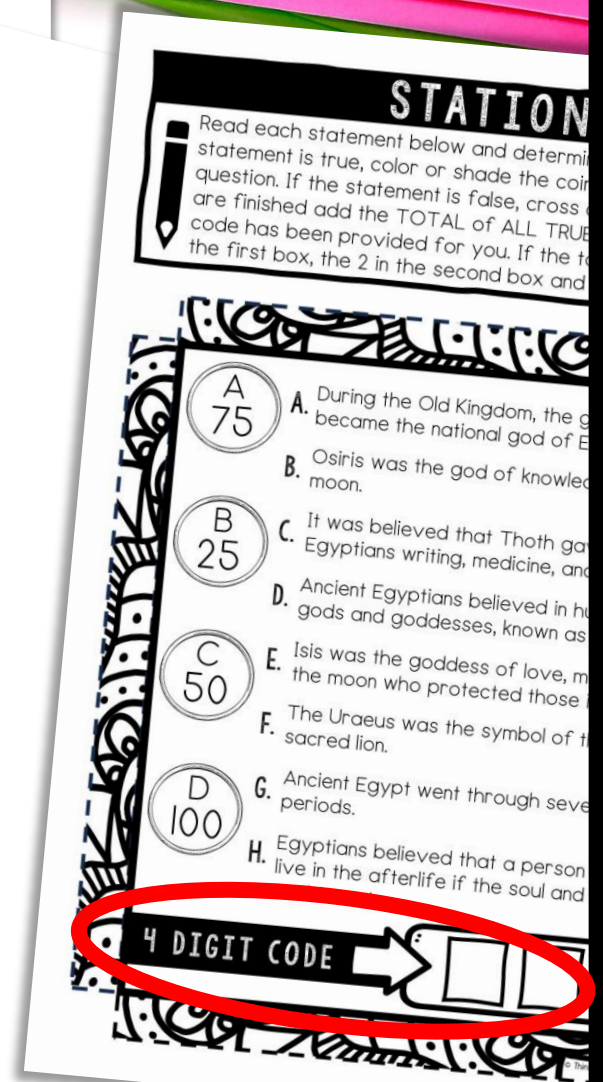
Students work individually (or in pairs) and visit 6 stations, grabbing one side of their cube at each station.

2

Students will answer the questions (found directly in the passage) on their cube sheet before assembly. Students will revisit their reading passage at EACH station!

3

Students will reveal 4-digit codes to move on to the next station. When they finish all stations, they can color and assemble their cube.



STATION

Read each statement below and determine if the statement is true, color or shade the corresponding question. If the statement is false, cross it out. When you are finished add the TOTAL of ALL TRUE answers. A code has been provided for you. If the total is 75, the 1 in the first box, the 2 in the second box and so on.

A
75

B
25

C
50

D
100

A. During the Old Kingdom, the god Osiris became the national god of Egypt.

B. Osiris was the god of knowledge and the moon.

C. It was believed that Thoth gave the Egyptians writing, medicine, and astronomy.

D. Ancient Egyptians believed in hundreds of gods and goddesses, known as polytheism.

E. Isis was the goddess of love, motherhood, the moon who protected those in labor.

F. The Uraeus was the symbol of the pharaohs, a sacred lion.

G. Ancient Egypt went through seven distinct periods.

H. Egyptians believed that a person could live in the afterlife if the soul and body were preserved.

4 DIGIT CODE →

COMBINATION



Each Cube Code is a winning combination of:


- stations and movement
- close reading
- comprehension skills
- coloring and stress relief
- secret codes
- cut and paste
- citing evidence
- critical thinking

Everything a teacher dreams of wrapped up into one FUN and engaging activity!

BENEFITS



THINK OUTSIDE THE BOX!

-  ANTICIPATORY SETS
-  UNIT REVIEW
-  EARLY FINISHERS
-  STATIONS
-  SUB PLANS
-  PARTNER WORK
-  ENRICHMENT

-  HANDS-ON
-  CROSS-CURRICULAR
-  HIGHLY ENGAGING

