

WORLD WAR I

CUBE CODE

STATION 2:
First, number ALL the paragraphs on your reading passage. Then, read each statement below and determine which paragraph NUMBER the statement can be found in. Lastly, eliminate ANY answer where the answer was found in an EVEN numbered paragraph, leaving only ODD numbers as your final code (in the order of questions). Paragraph numbers MAY be used more than one time or not at all.

STATION 3:
Read each statement below and determine if it is true or false. If the statement is true, color or shade the coin that corresponds to the question. If the statement is false, cross out that coin value. After you are finished add the TOTAL of ALL TRUE coin values. The code has been provided for you. If the total is 625, a 6 in the first box, the 2 in the second box and so on.

WORLD WAR I
World War I, also known as the Great War or the War to end all Wars, was fought from 1914 to 1918. This was the first time in history that a major war was fought on land and water but also below the sea and in the skies. Before the war began, tension was building up in Europe. Countries were competing to gain land and power. The war was fought on every ocean and most continents, but the majority of the fighting took place in Europe. In total, 32 countries were involved in World War I.

The war was divided into two alliances: Central Powers and Allied Powers. An alliance is an agreement among countries to help each other out. Members of the Allied Powers, known as the Entente Powers, were France, Russia and Britain. After 1917 the U.S. joined the Allies.

THINK TANK

4 DIGIT CODE

ELIMINATE

COIN VALUES: A 75, B 25, C 50, D 100, E 100, F 75, G 50, H 25

QUESTIONS:
1. The year the Battle of Somme took place MINUS 1910.
2. The FIRST number of the lock is the day in November of 1918 that Germany agreed to an armistice MINUS 2.
3. The THIRD number of the lock is the total number of countries involved in World War I MINUS 30.

ANSWERS:
1. 1918 - 1910 = 8
2. 11 - 2 = 9
3. 32 - 30 = 2

4 DIGIT CODE: 8 9 2 8

STATION 1:

Use your reading passage or deductive reasoning skills to determine the missing words in the paragraph below. Each missing word has a corresponding NUMBER. The 4-digit code will be the NUMBER of each missing word in the same order in which they appear in the paragraph.

STATION 2:

First, number ALL the paragraphs on your reading passage. Then, read each statement below and determine which paragraph NUMBER the statement can be found in. Lastly, eliminate ANY answer where the answer was found in an ODD numbered paragraph, leaving only EVEN numbers as your final code (in the order of questions). Paragraph numbers MAY be used more than one time or not at all.

STATION 3:

Read each statement below and determine if it is true or false. If the statement is true, color or shade the coin that corresponds with that question. If the statement is false, cross out that coin value. When you are finished add the TOTAL of ALL TRUE coin values. One digit of the code has been provided for you. If the total is 625, a 6 would go in the first box, the 2 in the second box and so on.

STATION 4:

Use your reading passage to determine the combination to the 4-digit lock. You're going to have to use your critical thinking skills and do a tiny bit of math. Pay attention because the "clues" below are NOT in order.

STATION 5:

Answer each multiple choice question below. Then, count the number of times you used each letter answer (ABCD) to reveal your 4 digit code. Answer options may be used more than once or not at all. If a letter option is not used, simply put a zero in the box.

STATION 6:

Reread the passage and write the main idea in your own words. Then, add TWO supporting details that back up your main idea or topic sentence.

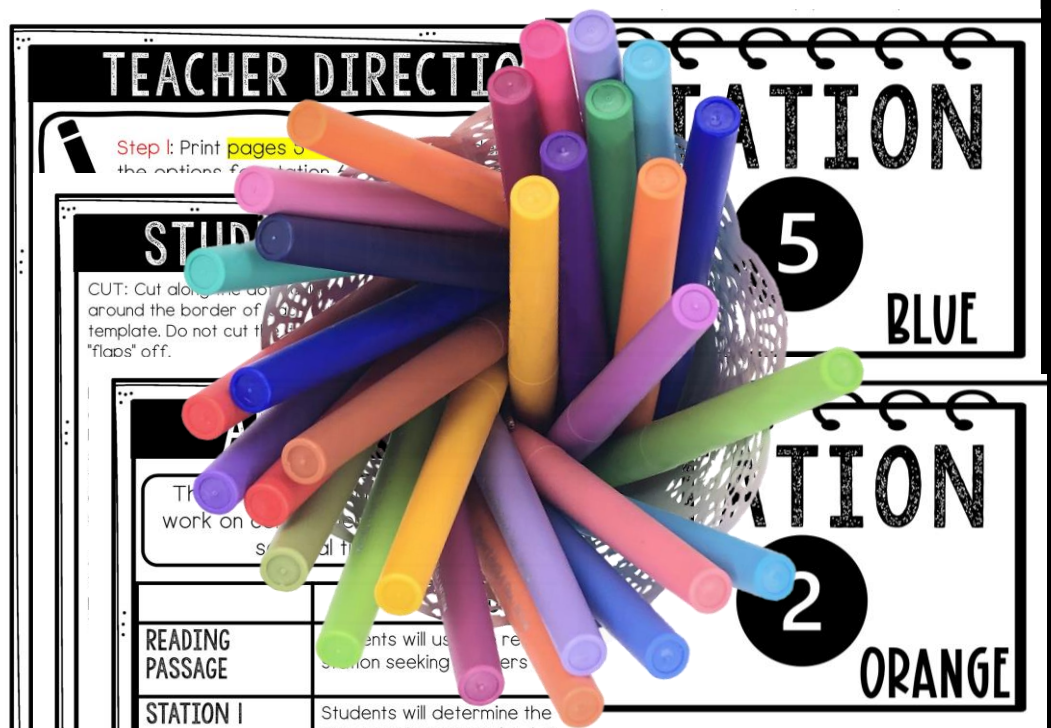
STATION

1

RED

WHAT'S INCLUDED?

- READING PASSAGE
- 6 STATIONS
- TEACHER GUIDE
- STATION CARDS
- ANSWER KEY
- STUDENT DIRECTIONS
- TEXT MARKING OPTION
- ALTERNATE STATION
- ASSEMBLY TIPS



6 STATIONS

STATION 1:

Use your reading passage or deductive reasoning to determine the missing words in the paragraph below. The missing word has a corresponding NUMBER. The 4-digit code will be the NUMBER of each missing word in the same order in which they appear in the paragraph.

1	Mexico	4	Spain	7	Amistad
2	128	5	1919	8	Lusitania
3	212	6	1917	9	Titanic

Woodrow Wilson, America's 28th president, tried to keep the peace after World War I. He changed the rules of the League of Nations. In 1918, a submarine sank a British passenger ship, the Lusitania, killing 1,198 people, including 128 U.S. citizens. In 1917, the Zimmerman Telegram was discovered. The American people were outraged. People were sent to death camps. The war in World War I was an outrage.

STATION

1

RED

STATION 6:

Reread the passage and write the main idea in your own words. Then, add TWO supporting details that back up your main idea or topic sentence.

MAIN IDEA

STATION

6



SUPPORTING DETAIL #2

STATION 4:

Use your reading passage to determine the combination to the 4-digit lock. You're going to have to use your critical thinking skills and do a tiny bit of math. Pay attention because the "clues" below are NOT in order.

The LAST number of the lock is the number president Woodrow Wilson served as MINUS 20.

The SECOND number of the lock is

STATION

4

GREEN

4 DIGIT CODE

STATION 5:

Answer each multiple choice question below. Then, count the number of times you used each letter answer (ABCD) to reveal your 4 digit code. Answer options may be used more than once or not at all. If a letter option is not used, put a zero in the box.

As a result of the war, what was Germany forced to do?

- A. Pay war reparations
- B. Restrict their army size
- C. Not use nuclear weapons
- D. All of the above

Who fought on the side of the Central Powers?

- A. Bulgaria
- B. Ottoman Empire

What was the cause of World War I?

- A. Overpopulation
- B. Dehydration
- C. Disease
- D. All of the above

What was the result of the Treaty of Versailles?

- A. Treaty of Zimmerman
- B. Treaty of Versailles
- C. Treaty of Ghent
- D. Treaty of Paris

decide war on...

- A. Serbia
- B. France
- C. Mexico
- D. United States

STATION

5

BLUE

A B C D

STATION 3:

Read each statement below and determine if it is true or false. If the statement is true, color or shade the coin that corresponds to the value. If the statement is false, do not color or shade the coin. One coin has been colored to show the first digit of the code.

STATION

3

YELLOW

A
75

B
25

C
50

D
100

- C. Germany was forced to pay \$1 billion in war reparations.
- D. On November 11th, 1918, Germany agreed to an armistice for a ceasefire.
- E. The Allied Powers, known as the Entente Powers, were France, Russia and Britain.
- F. The Battle of the Somme in 1916 lasted fourteen months.
- G. The majority of the fighting took place in Europe.
- H. The U.S. drafted American soldiers to help fight the war, mostly in France.

4 DIGIT CODE

STATION 2:

First, number ALL the paragraphs on your reading passage. Then, read each statement below and determine which paragraph NUMBER the statement can be found in. Lastly, eliminate ANY answer where the answer was found in an EVEN numbered paragraph, leaving only ODD numbers as your answer. The final digit of the code is the Paragraph number.

STATION

2

ORANGE

A

B

C

D

E

F


G

H

On August 19, 1914, the city of Sarajevo was the site of the assassination of Archduke Franz Ferdinand. This event led to the start of World War I. The war was fought from 1914 to 1918. The war was the most destructive in human history. It resulted in the deaths of over 16 million people. The war was fought in Europe, Africa, and Asia. The war was fought between the Central Powers and the Allied Powers. The war was fought between Germany, Austria-Hungary, and the Ottoman Empire on one side, and France, Britain, and the United States on the other. The war was fought between the Central Powers and the Allied Powers. The war was fought between Germany, Austria-Hungary, and the Ottoman Empire on one side, and France, Britain, and the United States on the other.

ELIMINATE ALL EVEN NUMBERS TO DETERMINE THE FINAL CODE.

4 DIGIT CODE



SAMPLE CUBE




STATIONS

STATION 1	Students will determine the missing words in the paragraph to reveal a 4 digit code.
STATION 2	Students will number the paragraphs and browse the passage to determine where the answers can be found (paragraph number). After eliminating EVEN numbers, a 4 digit code will be revealed.
STATION 3	Students will read each statement and determine if it is true or false. They will then ADD all TRUE values to find the 4 digit code.
STATION 4	Students will do some basic math here, read the passage to find the answers and then determine the 4 digit code.
STATION 5	Students will answer 6 multiple choice questions which lead them to a 4 digit code based on the number of times they used each "answer".
STATION 6	Option 1: Main idea writing activity Option 2: Color and add topic
TEXT MARKING	OPTIONAL: A color code chart is included in case you want students to mark the text citing evidence of where they found their answers.

**STUDENTS WILL
USE THE SAME
READING
PASSAGE AT
EACH STATION
SEEKING
ANSWERS AND
TEXT EVIDENCE.**

HOW IT WORKS



ENGAGING READING COMPREHENSION PRACTICE!

1

Students work individually (or in pairs) and visit 6 stations, grabbing one side of their cube at each station.

2

Students will answer the questions (found directly in the passage) on their cube sheet before assembly. Students will revisit their reading passage at EACH station!

3

Students will reveal 4-digit codes to move on to the next station. When they finish all stations, they can color and assemble their cube.

STATION

Read each statement below and determine if the statement is true, color or shade the corresponding question. If the statement is false, cross it out. When all questions are finished add the TOTAL of ALL TRUE statements. A 4-digit code has been provided for you. If the total is 75, the code is 75. If the total is 100, the code is 100.

A 75 A. Both the French and German soldiers dug themselves into trenches.

B 25 B. In March of 1914, the Zimmerman Telegram was discovered.

C 50 C. Germany was forced to pay 8 billion dollars in war reparations.

D 100 D. On November 11th, 1918, Germany signed the Treaty of Versailles, an armistice, or a cease fire.

E. The Allied Powers, known as the Big Four, were France, Russia and the United States.

F. The Battle of Somme in 1916 lasted for fourteen months.

G. The majority of the fighting took place in Europe.

H. The U.S. drafted 3 million soldiers to fight the war, mostly in France.

4 DIGIT CODE →

COMBINATION



Each Cube Code is a winning combination of:


- stations and movement
- close reading
- comprehension skills
- coloring and stress relief
- secret codes
- cut and paste
- citing evidence
- critical thinking

Everything a teacher dreams of wrapped up into one FUN and engaging activity!

BENEFITS



THINK OUTSIDE THE BOX!

-  ANTICIPATORY SETS
-  UNIT REVIEW
-  EARLY FINISHERS
-  STATIONS
-  SUB PLANS
-  PARTNER WORK
-  ENRICHMENT

-  HANDS-ON
-  CROSS-CURRICULAR
-  HIGHLY ENGAGING

