

PHASES OF THE MOON

- 1 What is the nightly temperature on the Moon?
- 2 How often do the phases of the Moon repeat themselves?
- 3 What is the time it takes the Moon to make a complete cycle of phases called?
- 4 What occurs when we cannot see any part of the moon lit up?

ANSWER BANK

- | | |
|--|--|
|  29.5 days |  52.5 days |
|  New Moon |  Waning Gibbous |
|  30 degrees C |  -280 degrees F |
|  Lunar year |  Lunar month |

Answer the questions using an answer from the answer bank. If the answer is next to a "BLUE" car, press the blue car ON the roller coaster ride BELOW. If the answer is next to a "RED" car, press the red car ON the roller coaster ride. You MUST press the colors of the car in the SAME order as the questions appear.



TRIVIA ESCAPE

CIPHER WHEEL

GREEN H = RED S



Click the wheel to spin it until the GREEN H = RED S. Then, decode the GREEN letters below to determine the word they spell in red. Type the answer in the answer box, then click the "CHECK" button.

The Moon is the **47416**-largest natural satellite in the Solar System.

ANSWER →

As the Moon travels around the Earth it forms an **3AA7EH3**.

ANSWER →


The **HJC** lights up different parts of the Moon.

ANSWER →


The shape of the Moon that is visible from Earth is called a **E6ZH3**.

ANSWER →

9 CHALLENGES



TAKE A PEEK!




**TEACHER
TEST SITE**



CLICK HERE

CLICK & BYE

Click on the **FALSE** statements to eliminate them.



A solar eclipse happens when the Moon passes between the Earth and the Sun.

A gibbous is a celestial body that orbits a planet.

A New Moon cannot be seen from Earth.

The Moon is about four times the size of the Earth.

Waxing is when we begin to see less of the moon.

Solar eclipses only occur during the New Moon phase.

A lunar month is longer than a standard calendar month.

The Moon is the Earth's largest satellite.

During a New Moon, the Moon is between the Mercury and Venus.

35 QUESTIONS

 4 MULTIPLE CHOICE

 4 DRAG AND DROP

 9 TRUE OR FALSE

 4 DECODED FILL INS

 3 CHECK BOXES

 5 MATCHING

 3 DROP DOWN

 3 CIPHER FILL INS

DROP DOWN

FOOTBALL THROW

How much of the Moon is continuously lit up?

What do we call a phase of the Moon when less than half of the Moon is lit up?

What do we call a phase of the Moon when exactly half of the Moon is lit up?



Choose your answers from the drop-down, then click the "CHECK" button.




CHECK

WHAT'S INSIDE?

- ✓ **TEACHER GUIDE**
- ✓ **9 TRIVIA CHALLENGES**
- ✓ **35 TOTAL QUESTIONS**
- ✓ **FAQ'S**
- ✓ **ANSWER KEY**

BENEFITS




**SELF-GRADING
STUDENT FEEDBACK**



PAPERLESS



NO PREP



SAVES YOU TIME



CRITICAL THINKING