

# ZEUS AND HERA

## ESCAPE ROOM

**Station 1: Multiple Choice**

6. When was a giant statue of Zeus built at Olympia by the sculptor Phidias?

- A. 435 BC
- B. 508 BC
- C. 617 BC
- D. 776 BC

**Station 2: Lock Code**

chriot MINUS 4.

The FIRST number of the lock is the number of children Zeus likely had MINUS 48.

The THIRD number of the lock is the year of the Olympic Games held in honor of Zeus MINUS 772.

Once you determine the 4-digit code, decide if the code uses all EVEN #s, all ODD #s or a combination of both.

ALL EVEN    ALL ODD    COMBO

J    K    P

**Station 3: True or False**

Read each statement below and determine if it is true or false. If the statement is true, color the coin on YOUR answer sheet that corresponds with that question. If the statement is false, cross out that coin value. When you are finished add the TOTAL of ALL TRUE coin values to reveal your letter clue. One digit of the code has been provided for you. If the total is 625, a 6 would go in the first box, the 2 in the second box and so on.

- A. Zeus had some children who were half human such as Hercules and Perseus.
- B. Zeus could control the weather causing rain and thunderstorms.
- C. Around 435 BC, a giant statue of Zeus was built at Olympia by the sculptor Phidias.
- D. Zeus was the youngest of his siblings.

**Station 4: Reading Passage**

As king, Zeus was the god of the sky, lightning, thunder, and rain. His symbols were the lightning bolt, eagle, bull, and oak. Zeus also carried a powerful shield called the Aegis. His famous power included the ability to throw lightning bolts. Zeus also had the ability to transform himself into a wounded cuckoo bird. Hera was the goddess of the earth, Zeus tricked Hera into marrying him by transforming himself into a wounded cuckoo bird. Hera loved animals and tried to help any that were in pain. He transformed back into himself when Hera took in the creature.

Once you determine the 4-digit code, decide if the code uses all EVEN #s, all ODD #s or a combination of both.

ALL EVEN    ALL ODD    COMBO

B    K    P

**Station 5: Reading Passage**

**ZEUS AND HERA**

The Ancient Greeks believed in a system of gods and goddesses (deities) were guided, friends, and influenced the lives of the Ancient Greeks. Two of the most important figures in Greek mythology are Zeus, the king of the gods, and Hera, the queen of the gods. Zeus was the youngest of his siblings, but he ruled the Underworld and was the brother of Poseidon and Hestia, Demeter, and Hera. Before Zeus or his siblings were born, their father Uranus was immortal and couldn't be overthrown. Zeus devised a plan to keep the other gods from stopping any of his plans.

**THINK TANK**

STATIONS ACTIVITY

# WHAT'S INCLUDED?

- ✓ READING PASSAGE
- ✓ 5 STATIONS
- ✓ TEACHER GUIDE
- ✓ ANSWER KEY
- ✓ STUDENT DIRECTIONS
- ✓ TEXT MARKING OPTION
- ✓ PROP SIGNS

## STATION 1: FILL IN THE BLANK

Use your reading passage to determine the missing words in the paragraph below. Each missing word has a corresponding NUMBER. The 4-digit code for this station will be the NUMBER for each missing word, in the same order in which they appear in the paragraph. Then, record the clue LETTER on your answer sheet.

## STATION 2: PARAGRAPHS

First, number ALL the paragraphs on your reading passage. Then, read each statement below and determine which paragraph NUMBER the statement can be found in. Paragraph numbers MAY be used more than one time or not at all. Follow the directions below to reveal the 4-digit code and letter clue.

## STATION 3: TRUE OR FALSE

Read each statement below and determine if it is true or false. If the statement is true, color the coin on YOUR answer sheet that corresponds with that question. If the statement is false, cross out that coin value. When you are finished add the TOTAL of ALL TRUE coin values to reveal your letter clue. One digit of the code has been provided for you. If the total is 625, a 6 would go in the first box, the 2 in the second box and so on.

## STATION 4: COMBINATION

Use your reading passage to determine the combination to the 4-digit lock for this station. You're going to have to use your critical thinking skills and do a tiny bit of math. Pay attention because the "clues" below are NOT in order. There is room on your answer sheet to do the math.

## STATION 5: MULTIPLE CHOICE

Answer each multiple-choice question below. Then, count the number of times you used each letter answer (ABCD) to reveal your 4-digit code. Letters may be used more than once or not at all. If a letter option is not used, put a zero in that box on your answer sheet.

## ANSWER RECORDING SHEET

Record your answers for each station on this sheet. Then, use the directions below to determine final 4-digit ALPHA code. Ex: HBDR

STATION CODES

LETTER CLUE

STATION 1	→	<input type="text"/>	<input type="text"/>	<input type="text"/>	<input type="text"/>	CODE
-----------	---	----------------------	----------------------	----------------------	----------------------	------

A	B	C	D	E	F	
---	---	---	---	---	---	--

STATION 2	→	<input type="text"/>	<input type="text"/>	<input type="text"/>	<input type="text"/>	CODE
-----------	---	----------------------	----------------------	----------------------	----------------------	------

# ENTER

1

2

3

## TEACHER DIRECTION

- 1 Print the reading passage found on [pages 5-6](#) for EACH (front and back).
- 2 Print the answer recording sheet on [page 12](#) for each student group of students.

RECAP: Print pages 5, 6, and 12 for students.

# STATION

# 5

# BLUE


## THE MISSION

You have been assigned a top-secret mission of utmost importance. A notorious thief has stolen precious gems from a prominent lady, and intelligence reports suggest that they are hidden in a heavily guarded secret vault. In the bustling city of Oakville, Lady Victoria was renowned for her extraordinary

## ABOUT THIS ACTIVITY

The reading passage in this packet allows students to practice their comprehension skills after reading the passage. Students will be searching for evidence. Each station includes a question that will reveal a letter clue.

	OVERVIEW
READING PASSAGE	Students will use the reading passage at each station seeking answers and text evidence.
STATION 1	Students will determine the missing word in the paragraph to reveal a 4-digit code.
STATION 2	Students will number the paragraphs in the reading passage to determine where the missing words can be found (paragraph number). After eliminating the incorrect numbers, a 4-digit code will be revealed.
STATION 3	Students will read each statement and determine if it is true or false.



# 5 STATIONS

## STATION 5: MULTIPLE CHOICE

Answer each multiple-choice question below. Then, count how many times you used each letter answer (ABCD) to reveal the code. Letters may be used more than once or not at all. Option is not used, put an X in that box on your answer sheet.

1. Zeus was raised by a goat of what name? \_\_\_\_\_ was not a symbol of \_\_\_\_\_.

A. Amalthea  
B. Mnemosyne  
C. Dionysus  
D. Eos

A. Eos  
B. Okeanos  
C. Sisyphus  
D. Sisyphus

2. Cronus was in \_\_\_\_\_ the god of \_\_\_\_\_ the god of \_\_\_\_\_.


A. Titanomachy  
B. Tartarus  
C. Tethys  
D. Olympus

3. What is another name for \_\_\_\_\_ a giant statue \_\_\_\_\_.

A. Agoge  
B. Doris  
C. Adobe  
D. Deities

A. 676 BC  
B. 676 BC  
C. 676 BC  
D. 776 BC

Count how many times you used each letter answer to determine the 4-digit code and record it on your answer sheet.



## ANSWER RECORDING SHEET

Record your answers for each station on this sheet. Then, use the directions below to determine final 4-digit ALPHA code. Ex: HBDR

STATION CODES	LETTER CODE
STATION 1: <input type="text"/> <input type="text"/> <input type="text"/> <input type="text"/>	
STATION 2: <b>A</b> <b>B</b> <b>C</b> <b>D</b> <b>E</b> <b>F</b>	
STATION 3: <input type="text"/> <input type="text"/> <input type="text"/> <input type="text"/>	
STATION 4: <input type="text"/> <input type="text"/> <input type="text"/> <input type="text"/>	
STATION 5: <input type="text"/> <input type="text"/> <input type="text"/> <input type="text"/>	

Do your math in this area:

1 2 3 4 5 6

A#  B#  C#  D#

## STATION 4: COMBINATION

Use your reading passage to determine the combination to the 4-digit lock for this station. You're going to have to use your critical thinking skills and do a tiny bit of math. Pay attention because the "clues" below are NOT in order. There is room on your answer sheet to write the math.

1. LAST number of the lock is \_\_\_\_\_.

2. Number of years of Titanomachy lasted \_\_\_\_\_.

3. SECOND number of the lock is the \_\_\_\_\_ of dark horse.

4. \_\_\_\_\_ lock is \_\_\_\_\_.


5. \_\_\_\_\_ is likely \_\_\_\_\_.

6. \_\_\_\_\_ lock is the \_\_\_\_\_.

7. \_\_\_\_\_ in honor \_\_\_\_\_.

Once you determine the 4-digit code, decide if the code uses all EVEN #s, all ODD #s or a combination of both.

**ALL EVEN**   **ALL ODD**   **COMBO**



## STATION 1: FILL IN THE BLANK

Use your reading passage to determine the missing word in each paragraph below. Each missing word has a corresponding NUMBER. The 4-digit code for this station will be the NUMBER of each missing word in the order in which they appear in the paragraph. The code will be recorded on your answer sheet.

1. \_\_\_\_\_ distress \_\_\_\_\_ 4. \_\_\_\_\_ marriage \_\_\_\_\_ 7. \_\_\_\_\_ strength \_\_\_\_\_

2. \_\_\_\_\_ peace \_\_\_\_\_ 5. \_\_\_\_\_ wisdom \_\_\_\_\_ 8. \_\_\_\_\_ Aegean \_\_\_\_\_

3. \_\_\_\_\_ eagle \_\_\_\_\_ 6. \_\_\_\_\_ snake \_\_\_\_\_ 9. \_\_\_\_\_ Aspidochelone \_\_\_\_\_

As king, Zeus controlled lightning, thunder, and rain. His symbol was the \_\_\_\_\_, bull, and eagle. Zeus also controlled the \_\_\_\_\_ lightning bolts. He could control the \_\_\_\_\_ thunderstorms and shift the weather. He could transform himself into another person. Hera was his wife and ruled the heavens. She transformed into a peacock bird. Zeus loved animals and tried to help any that were in danger. He transformed back into himself when Hera took in the children to keep it warm.

Once you determine the 4-digit code, decide if the code uses all EVEN #s, all ODD #s or a combination of both.

**ALL EVEN**   **ALL ODD**   **COMBO**

**B**   **H**   **M**



## STATION 3: TRUE OR FALSE

Read each statement below and determine if it is true or false. If the statement is true, color the coin on YOUR answer sheet that matches with that question. If the statement is false, cross out that coin. Once you are finished coloring the coins, use the TRUE coin values to determine the 4-digit code. One digit of the code will be provided for you. For example, if you have 625, a 6 would be in the first box, and a 2 would be in the second box.

A 75   A. Some children who were half human were the sons of Zeus, Hermes, and Persephone.

B 25   B. Zeus did not control the weather, causing rain and thunderstorms.

C 50   C. Zeus was not the god of lightning and thunder.

D 100   D. Hera was the goddess of marriage and family.

E. \_\_\_\_\_ in a cave.

F. \_\_\_\_\_


G. \_\_\_\_\_ instead.

H. Cronus decided to swallow his children as they were born.

After shading the coins on your answer sheet, use the TRUE statements to get the final total.

**275**   **325**   **2**

**G**   **D**



## STATION 2: PARAGRAPHS

First, number ALL the paragraphs on your reading passage. Then, read each statement below and determine which paragraph NUMBER the statement can be found in. Paragraph numbers MAY be used more than once or not at all. Follow the directions below to determine the 4-digit code and letter clue.

A Since Cronus was mortal and couldn't die, he wanted to remain king forever.

B When Zeus, baby number six was born, he decided to hide him from Cronus.

C Zeus tricked Cronus into a wound by forming himself into a wound.

D As king, Zeus controlled lightning, thunder, and rain.

E He had three children with Hera.

F There were 12 of these gods who lived on Mount Olympus.

1. ELIMINATE the highest and lowest used paragraph numbers and record the remaining 4-digit code on your answer sheet. 2. Decide which paragraph number was NOT used as a CODE answer.

**NO 7**   **NO 2**   **NO 6**

**L**   **C**   **W**



# STATIONS

## ABOUT THIS ACTIVITY

The reading passage in this packet allows students to work on comprehension skills after reading the passage several times searching for evidence. Each station includes a 4-digit code that will reveal a letter clue.



### OVERVIEW

READING PASSAGE	Students will use the reading passage at EACH station seeking answers and text evidence.
STATION 1	Students will determine the missing words in the paragraph to reveal a 4-digit code.
STATION 2	Students will number the paragraphs and browse the passage to determine where the answers can be found (paragraph number). After eliminating numbers, a 4-digit code will be revealed.
STATION 3	Students will read each statement and determine if it is true or false. They will then ADD all TRUE values to find the 4-digit code.
STATION 4	Students will do some basic math here, read the passage to find the answers and then determine the 4 digit code.
STATION 5	Students will answer 6 multiple choice questions which lead them to a 4 digit code based on the number of times they used each "ABCD" answer.
TEXT MARKING	OPTIONAL: A color code chart is included in case you want students to mark the text, citing evidence of where they found their answers. (This will increase completion time)

© Think Tank

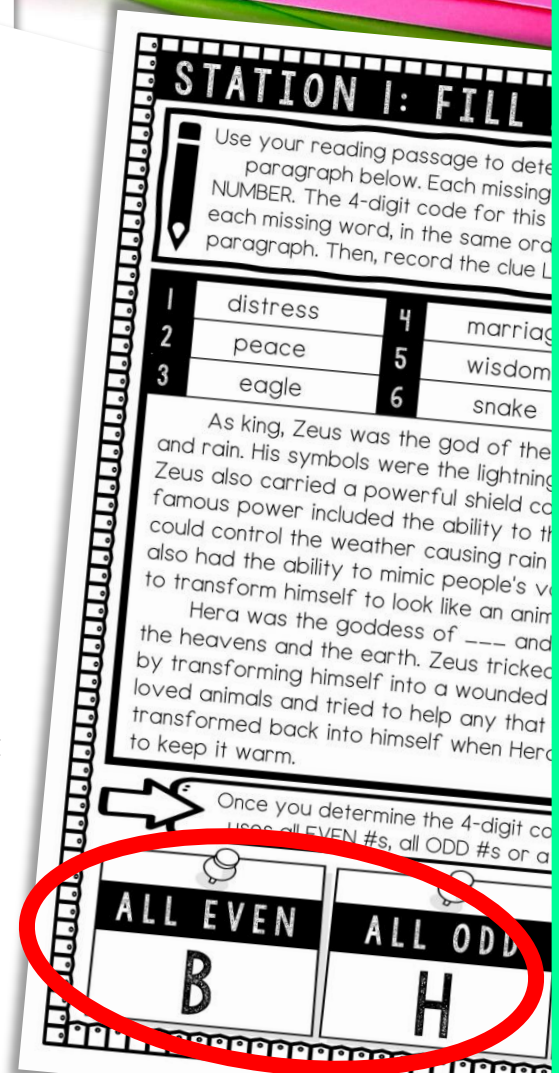
**STUDENTS WILL  
USE THE SAME  
READING  
PASSAGE AT  
EACH STATION  
SEEKING  
ANSWERS AND  
TEXT EVIDENCE.**

# HOW IT WORKS



## ENGAGING READING COMPREHENSION PRACTICE!

- 1** Students work individually (or in pairs) and visit 5 stations, answer questions, decipher a 4-digit code at each station and grab a "letter" clue for the final alpha code.
- 2** Students will answer the questions (found directly in the passage) on their own recording sheet. Students will have to revisit their reading passage several times at EACH station skimming for answers.



**STATION 1: FILL**

Use your reading passage to determine the missing word in each paragraph below. Each missing word is represented by a NUMBER. The 4-digit code for this station is \_\_\_\_\_ . Write each missing word, in the same order as the numbers, in the same paragraph. Then, record the clue L \_\_\_\_\_ .

1	distress	4	marriage
2	peace	5	wisdom
3	eagle	6	snake

As king, Zeus was the god of the sky, lightning, and rain. His symbols were the lightning bolt and the eagle. Zeus also carried a powerful shield called the aegis. His famous power included the ability to control the weather causing rain or drought. He also had the ability to mimic people's voices. He could transform himself to look like an animal or a person. He also had the ability to transform himself into a wounded person. Hera was the goddess of \_\_\_\_\_ and the heavens and the earth. Zeus tricked Hera by transforming himself into a wounded animal and tried to help any that were hurt. He transformed back into himself when Hera tried to keep it warm.

Once you determine the 4-digit code for this station, use all EVEN #s, all ODD #s or a combination of both to decipher the code.

ALL EVEN	ALL ODD
B	H

# BENEFITS

- ✓ STATIONS AND MOVEMENT
- ✓ CLOSE READING
- ✓ COMPREHENSION SKILLS
- ✓ SECRET CODES
- ✓ CITING EVIDENCE
- ✓ CRITICAL THINKING
- ✓ PRINT AND GO
- ✓ ACTIVE LEARNING
- ✓ CROSS-CURRICULAR
- ✓ HIGHLY ENGAGING
- ✓ NO LOCKS NEEDED
- ✓ NO SILLY ENVELOPES TO STUFF
- ✓ NO ODD SHAPES TO CUT OUT



**Everything a teacher dreams of wrapped up into one FUN and engaging activity!**

# USE FOR:



**ANTICIPATORY SETS**



**UNIT REVIEW**



**EARLY FINISHERS**



**STATIONS**



**REWARD ACTIVITY**



**CENTERS**



**SUB PLANS**



**PARTNER WORK**



**ENRICHMENT**

