


# POMPEII & MT. VESUVIUS



TM

# DIGITAL ESCAPE

# COLOR CODE

DRAG AND DROP the elements to fill in the reading passage,  
then enter the COLOR CODE.

olive trees

five

Italy

ash

tectonic

In the year 79 AD, Mount Vesuvius erupted near the city of Pompeii in \_\_\_\_\_. The volcano had erupted before and it would erupt again, but this one particular eruption was devastating and covered the city of Pompeii in a thick layer of \_\_\_\_\_ and dust. The cities of Herculaneum and Torre Annunziata were also destroyed by the volcano. Mount Vesuvius is a volcano that is a part of a chain of volcanoes called the Campanian volcanic arc which sits atop the convergence of the Eurasian and African \_\_\_\_\_ plates. Mount Vesuvius had a history of volcanic eruptions. That didn't stop people from flocking to the city of Pompeii and the beautiful western coastline of Italy. Pompeii was located just \_\_\_\_\_ miles from Mount Vesuvius and the fertile volcanic soil created an excellent farming area for grapes and \_\_\_\_\_.



# 9 CHALLENGES

After successfully completing each challenge students will earn a number for the final lock code.

**Nice job sleuth!**

**4**

**CONTINUE**

THINK  
TANK

# PIGPEN CIPHER

REVEAL A DECODER HIDDEN BENEATH THE IMAGE ON THE LEFT,  
THEN DECODE THE WORDS.

SCRATCH ME

1.

2.

3.


4.

✓ CHECK



# 6 PASSAGES

Students will read 6 short passages about the topic,  
then answer questions.










In 1748, a group of builders constructing a palace for King Charles III began digging in the Campanian region of Italy. They found the city of Pompeii and were shocked at how well the city had been preserved. The ash and dust that the volcano had pelted onto the city was an excellent preservative. Excavation efforts proceeded to include the whole town of Pompeii. There were entire rooms, homes, and streets that were preserved in a state that archaeologists believe were exactly how they had been found by the ash of Mount Vesuvius. The ash had kept everything in such excellent condition over the 1,669 years that it was very easy to see exactly what life had been like in Pompeii. To this day, archaeologists still work on the site. In 2016, excavations of Pompeii revealed four more victims of the volcanic eruption.

ennially



# WHAT'S INCLUDED?

-  **TEACHER GUIDE**
-  **9 PUZZLE CHALLENGES**
-  **6 READING PASSAGES**
-  **2 POP UP MYSTERY PUZZLES**
-  **FREQUENTLY ASKED QUESTIONS**
-  **PUZZLE HELP AND ANSWER KEY**
-  **DIGITAL POP-UP HINTS**

**THINK  
TANK**

# CLICK AND BYE

Students will eliminate false answers to reveal a four-digit code to move on.

Scientists believe that many people had the opportunity to escape.

Archaeologists began digging up the ruins in the 1700s.

The eruption of Mount Vesuvius occurred just one month after a religious festival for Athena.

**CLICK ON THE FALSE STATEMENTS TO ELIMINATE THEM AND REVEAL A CODE.**

Vulcan was the Roman god of thunder and lightning.

By 79 AD, Mount Vesuvius had already erupted over 400 times within the last twenty years.

A pyroclastic surge which is a very fast (100+ mph) surge of extremely hot poisonous gas.

The eruption of Mount Vesuvius could be seen for hundreds of miles.

After the initial blast began to settle, Mount Vesuvius had a pyroclastic surge.

A cardiologist is a person who studies history through the excavation of sites.

**CONTINUE**



# REVEAL

Students will drag the flashlight to reveal hidden images.





# SAMPLE

Test the link and solve some  
TEACHER PUZZLES!



[CLICK HERE](#)



# PUZZLE TYPES

QWERTY  
TEXT MESSAGE  
CLICK & BYE  
JIGSAW

COLOR CODE  
DRAG & DROP  
CIPHER  
DIRECTIONAL



1

2  
ABC

3  
DEF

4  
GHI

5  
JKL

6  
MNO






7  
PQRS

8  
TUV

9  
WXYZ

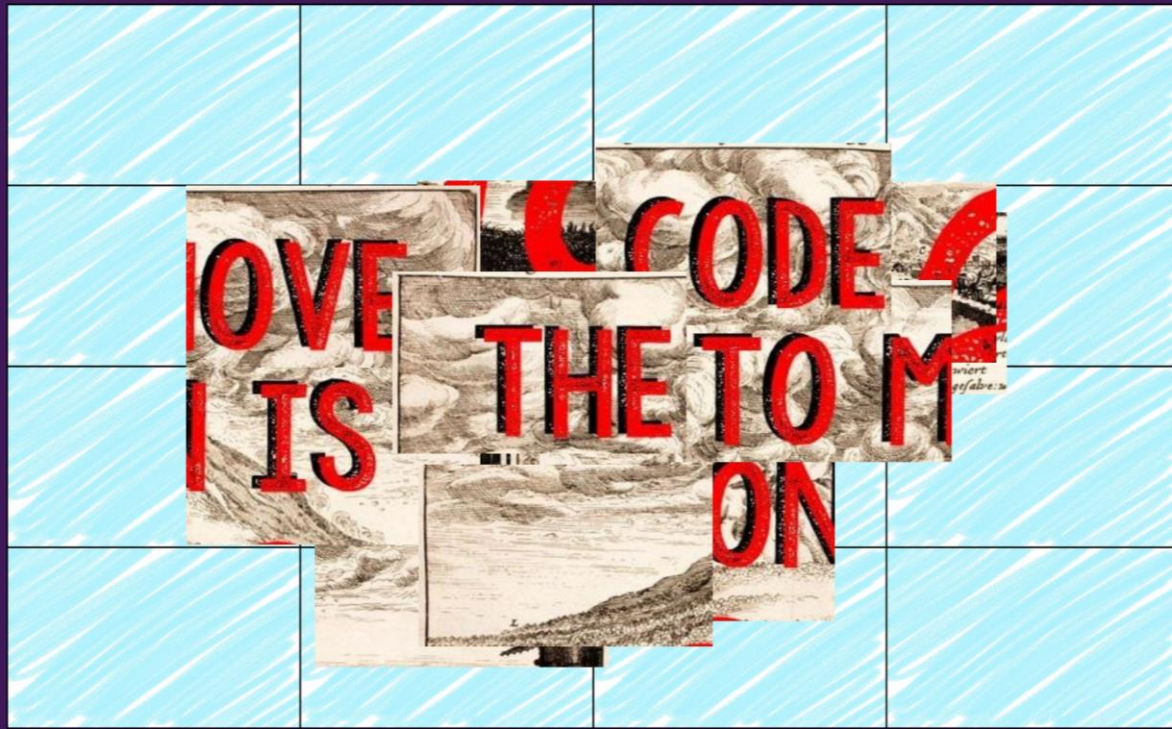


# QUESTIONS

-  5 FILL IN THE BLANK
-  8 DRAG AND DROP
-  9 TRUE OR FALSE
-  6 UNSCRAMBLE WORDS
-  7 MULTIPLE CHOICE

# JIGSAW


COMPLETE THE JIGSAW PUZZLE TO REVEAL A  
FOUR-DIGIT CODE TO MOVE ON.




# BENEFITS




**SELF-GRADING**



**IMMEDIATE STUDENT FEEDBACK**




**PAPERLESS**




**NO PREP**



**SAVES YOU TIME**



**CRITICAL THINKING**



**THINK  
TANK**

# POP-UPS


ALONG THE WAY, STUDENTS WILL ENCOUNTER INTERACTIVE  
MYSTERY POP-UP PUZZLES.




# OPTIONS




**FRONT-LOADING**




**GROUP STATIONS**



**SUB PLANS**



**UNIT REVIEW**




**ENRICHMENT ACTIVITY**



**TEAMWORK ACTIVITY**




**REWARD ACTIVITY**



**THINK  
TANK**

# COLLECT KEYS

After completing each puzzle, students  
will earn a "key"





# FINAL CODE

STUDENTS ENTER THE FINAL CODE 9-DIGIT CODE  
TO CRACK THE CASE.

ENTER THE  
9 DIGIT CODE TO  
THE THIEF'S VAULT

RETURN

