

FRENCH REVOLUTION

ESCAPE ROOM

Station 1: Multiple Choice

6 What word means "to get rid of"?

- A. Gabelle
- B. Directory
- C. Mint
- D. Euro

protect

7

8 three

9 tea

97%

France was divided into ___ estates, or groups, based on social status. The First Estate was made up of clergy (church leaders). The Second Estate was made up of nobles (wealthy landowners) who lived luxurious (expensive) lives. The Third Estate was made up of commoners. They were the hardest working group who also had to pay the most in taxes.

France had recently fought in wars including the American Revolution and the Seven Years War in ____, which made the country go into debt (to owe money). As a result, new taxes were placed on crops and the price of food was very high. Roughly ___ of France's population struggled to survive and the remaining 3% lived a life of wealth. The commoners in the Third Estate were fed up with how they were being treated. They were outraged by the "gabelle," a tax on ___.

Once you determine the 4-digit code, decide if the code uses all EVEN #s, all ODD #s or a combination of both.

ALL EVEN ALL ODD COMBO

J N

2013 3201

STATION 2: PARAGRAPHS

First, number ALL the paragraphs on your reading passage. Then, read each statement below and determine which paragraph NUMBER the statement can be found in. Paragraph numbers MAY be used more than one time or not at all. Use the directions below to reveal the 4-digit code and letter clue.

- A. The new constitution, or plan of government, abolished (got rid of) feudalism.
- B. Finally in 1794, the leaders of the Jacobins were overthrown and an end was put to this violent time.
- C. The First Estate was made up of clergy (church leaders).
- D. The Bastille was built to protect Paris during the "Barricade" War.

STATION 3: TRUE OR FALSE

Read each statement below and determine if it is true or false. If the statement is true, color the coin on YOUR answer sheet that corresponds with that question. If the statement is false, cross out that coin value. When you are finished add the TOTAL of ALL TRUE coin values to reveal your letter clue. One digit of the code has been provided for you. If the total is 625, a 6 would go in the first box, the 2 in the second box and so on.

- A. Napoleon became the new leader of France and grew extremely powerful.
- B. The Third Estate was made up of nobles (wealthy landowners).
- C. In 1793, the National Assembly imprisoned the King and Queen Marie-Antoinette.
- D. The National Assembly...

A 75 E 100 F

FRENCH REVOLUTION

Before the French Revolution, France was a country ruled by nobles. However, due to extravagant spending by King Louis XVI, France was on the brink of bankruptcy. The people took control, and later overthrew the monarchy and set up a republic. This meant it was no longer ruled by a king. France was divided into three estates. The First Estate was made up of nobles (wealthy landowners). The Third Estate was made up of commoners (the working group who also had to pay the most in taxes). France had recently fought the Seven Years War in Europe. As a result, new taxes were placed on crops and the price of food was very high. Roughly 97% of France's population struggled to survive and the remaining 3% lived a life of wealth. They were outraged by the "gabelle," a tax on salt.

THINK TANK

STATIONS ACTIVITY

WHAT'S INCLUDED?

- ✓ READING PASSAGE
- ✓ 5 STATIONS
- ✓ TEACHER GUIDE
- ✓ ANSWER KEY
- ✓ STUDENT DIRECTIONS
- ✓ TEXT MARKING OPTION
- ✓ PROP SIGNS

STATION 1: FILL IN THE BLANK

Use your reading passage to determine the missing words in the paragraph below. Each missing word has a corresponding NUMBER. The 4-digit code for this station will be the NUMBER for each missing word, in the same order in which they appear in the paragraph. Then, record the clue LETTER on your answer sheet.

STATION 2: PARAGRAPHS

First, number ALL the paragraphs on your reading passage. Then, read each statement below and determine which paragraph NUMBER the statement can be found in. Paragraph numbers MAY be used more than one time or not at all. Follow the directions below to reveal the 4-digit code and letter clue.

STATION 3: TRUE OR FALSE

Read each statement below and determine if it is true or false. If the statement is true, color the coin on YOUR answer sheet that corresponds with that question. If the statement is false, cross out that coin value. When you are finished add the TOTAL of ALL TRUE coin values to reveal your letter clue. One digit of the code has been provided for you. If the total is 625, a 6 would go in the first box, the 2 in the second box and so on.

STATION 4: COMBINATION

Use your reading passage to determine the combination to the 4-digit lock for this station. You're going to have to use your critical thinking skills and do a tiny bit of math. Pay attention because the "clues" below are NOT in order. There is room on your answer sheet to do the math.

STATION 5: MULTIPLE CHOICE

Answer each multiple-choice question below. Then, count the number of times you used each letter answer (ABCD) to reveal your 4-digit code. Letters may be used more than once or not at all. If a letter option is not used, put a zero in that box on your answer sheet.

ANSWER RECORDING SHEET

Record your answers for each station on this sheet. Then, use the directions below to determine final 4-digit ALPHA code. Ex: HBDR

STATION CODES

LETTER CLUE

STATION 1	→	<input type="text"/>	<input type="text"/>	<input type="text"/>	<input type="text"/>	CODE	<input type="text"/>
-----------	---	----------------------	----------------------	----------------------	----------------------	------	----------------------

A	B	C	D	E	F	
---	---	---	---	---	---	--

STATION 2	→	<input type="text"/>	<input type="text"/>	<input type="text"/>	<input type="text"/>	CODE	<input type="text"/>
-----------	---	----------------------	----------------------	----------------------	----------------------	------	----------------------

ENTER

1

2

3

TEACHER DIRECTION

- 1 Print the reading passage found on [pages 5-6](#) for EACH (front and back).
- 2 Print the answer recording sheet on [page 12](#) for each student group of students.

RECAP: Print pages 5, 6, and 12 for students.

STATION

5

BLUE


THE MISSION

You have been assigned a top-secret mission of utmost importance. A notorious thief has stolen precious gems from a prominent lady, and intelligence reports suggest that they are hidden in a heavily guarded secret vault. In the bustling city of Oakville, Lady Victoria was renowned for her extraordinary

ABOUT THIS ACTIVITY

The reading passage in this packet allows students to practice their comprehension skills after reading the passage. Students will be searching for evidence. Each station includes a question that will reveal a letter clue.

	OVERVIEW
READING PASSAGE	Students will use the reading passage at each station seeking answers and text evidence.
STATION 1	Students will determine the missing word in the paragraph to reveal a 4-digit code.
STATION 2	Students will number the paragraphs in the reading passage to determine where the missing words can be found (paragraph number). After eliminating the incorrect numbers, a 4-digit code will be revealed.
STATION 3	Students will read each statement and determine if it is true or false.



5 STATIONS

STATION 5: MULTIPLE CHOICE

Answer each multiple-choice question below. Then, count how many times you used each letter answer (ABCD) to reveal the code. Letters may be used more than once or not at all. Option is not used, put an X in that box on your answer sheet.

1 How long did the French Revolution last?

A. 10 years
B. 20 years
C. 30 years
D. 40 years


2 Which estate paid the tax on the clergy (church)?

A. First
B. Second
C. Third
D. Fourth

3 The Bastille was stormed in Paris during the French Revolution.

A. American Revolution
B. Hundred Years' War
C. World War I
D. Seven Years' War

Count how many times you used each letter answer to determine the 4-digit code and record it on your answer sheet.



ANSWER RECORDING SHEET

Record your answers for each station on this sheet. Then, use the directions below to determine final 4-digit ALPHA code. Ex: HBDR

STATION	STATION CODES	LETTER CODE
STATION 1	→ [] [] [] [] [] CODE	
STATION 2	A B C D E F → [] [] [] [] [] CODE	
STATION 3	A 75 B 25 C 50 D 100 E 100 F 75 G 50 H 25 → [] [] [] [] [] CODE	
STATION 4	Do your math in this area: → [] [] [] [] [] CODE	
STATION 5	1 2 3 4 5 6 → A# [] B# [] C# [] D# [] CODE	

STATION 4: COMBINATION

Use your reading passage to determine the combination to the 4-digit lock for this station. You're going to have to use your critical thinking skills and do a tiny bit of math. Pay attention because the "clues" below are NOT in order. There is room on your answer sheet to do the math.

1 The LAST number of the lock is the number of prisoners who escaped from Bastille.


2 The SECOND number of the lock is the year the leaders of the French Revolution were arrested.

3 The lock is French.

4 The lock is a factory.

5 Once you determine the 4-digit code, decide if the code uses all EVEN #s, all ODD #s or a combination of both.

ALL EVEN ALL ODD COMBO



STATION 1: FILL IN THE BLANKS

Use your reading passage to determine the missing word in each paragraph below. Each missing word has a corresponding NUMBER. The 4-digit code for this station will be the NUMBER of each missing word in the order in which they appear in the paragraph. Then, use the letter clue on your answer sheet.

1 Europe had a population of _____ million people.

2 sugar was a major export of the _____.


3 Mexico had a population of _____ million people.

France was a country of social classes, based on social status. The nobles (wealthy landowners) were the most powerful. The Third Estate (peasants and workers) were the poorest. The nobles and the clergy (church leaders) were the most powerful. The nobles and the clergy were the most powerful. The nobles and the clergy were the most powerful.

Once you determine the 4-digit code, decide if the code uses all EVEN #s, all ODD #s or a combination of both.

ALL EVEN ALL ODD COMBO

B H M



STATION 3: TRUE OR FALSE

Read each statement below and determine if it is true or false. If the statement is true, color the coin on YOUR answer sheet that matches that question. If the statement is false, cross out that coin. Once you are finished coloring the coins, use the letter clue on your answer sheet to determine the final 4-digit code.

A 75 A. Napoleon became the new emperor of France and was extremely powerful.

B 25 B. The Estates General was made up of nobles and commoners.


C 50 C. The First Estate was made up of nobles.

D 100 D. The Directory was led by Maximilien Robespierre.

After shading the coins on your answer sheet, use the letter clue to determine the final 4-digit code.

250 325 3

G D



STATION 2: PARAGRAPHS

First, number ALL the paragraphs on your reading passage. Then, read each statement below and determine which paragraph NUMBER the statement can be found in. Paragraph numbers MAY be used more than once or not at all. Follow the directions below to determine the 4-digit code and letter clue.

A The new constitution for plan of government was abolished (got rid of) feudalism.

B Finally in 1794, the leaders of the Jacobins were arrested, and an end was put to the Reign of Terror.

C The First Estate was made up of nobles.

D The Bastille was stormed during the Hundred Years' War.


E Due to extra taxes on the Third Estate, France was on the brink of bankruptcy.

F Today in France, July 14, is celebrated as French National Day.

ELIMINATE the highest and lowest used paragraph numbers and record the remaining 4-digit code on your answer sheet. Decide which paragraph number was NOT used as a CODE answer.

NO 4 NO 5 NO 2

L C S



STATIONS

ABOUT THIS ACTIVITY

The reading passage in this packet allows students to work on comprehension skills after reading the passage several times searching for evidence. Each station includes a 4-digit code that will reveal a letter clue.


OVERVIEW

READING PASSAGE	Students will use the reading passage at EACH station seeking answers and text evidence.
STATION 1	Students will determine the missing words in the paragraph to reveal a 4-digit code.
STATION 2	Students will number the paragraphs and browse the passage to determine where the answers can be found (paragraph number). After eliminating numbers, a 4-digit code will be revealed.
STATION 3	Students will read each statement and determine if it is true or false. They will then ADD all TRUE values to find the 4-digit code.
STATION 4	Students will do some basic math here, read the passage to find the answers and then determine the 4 digit code.
STATION 5	Students will answer 6 multiple choice questions which lead them to a 4 digit code based on the number of times they used each "ABCD" answer.
TEXT MARKING	OPTIONAL: A color code chart is included in case you want students to mark the text, citing evidence of where they found their answers. (This will increase completion time)

© Think Tank

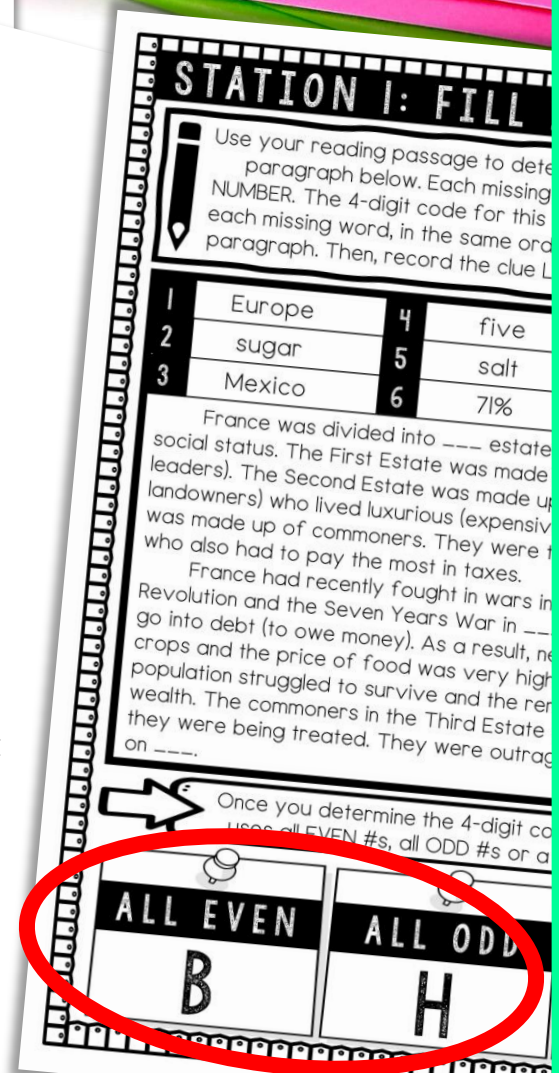
**STUDENTS WILL
USE THE SAME
READING
PASSAGE AT
EACH STATION
SEEKING
ANSWERS AND
TEXT EVIDENCE.**

HOW IT WORKS



ENGAGING READING
COMPREHENSION PRACTICE!

- 1 Students work individually (or in pairs) and visit 5 stations, answer questions, decipher a 4-digit code at each station and grab a "letter" clue for the final alpha code.
- 2 Students will answer the questions (found directly in the passage) on their own recording sheet. Students will have to revisit their reading passage several times at EACH station skimming for answers.



STATION 1: FILL

Use your reading passage to determine the missing word in each paragraph below. Each missing word is represented by a NUMBER. The 4-digit code for this station is _____. Write each missing word, in the same order as the numbers, in the same order as the numbers. Then, record the clue L

1	Europe	4	five
2	sugar	5	salt
3	Mexico	6	71%

France was divided into ____ estate based on social status. The First Estate was made up of (nobles and church leaders). The Second Estate was made up of (landowners) who lived luxurious (expensive) lives. The Third Estate was made up of commoners. They were poor and also had to pay the most in taxes.

France had recently fought in wars in the American Revolution and the Seven Years War in _____. France went into debt (to owe money). As a result, the price of food was very high and the population struggled to survive and the rich became wealthier. The commoners in the Third Estate were being treated. They were outraged on ____.

Once you determine the 4-digit code, use all EVEN #s, all ODD #s or a combination of both to determine the letter clue.

ALL EVEN	ALL ODD
B	H

BENEFITS

- ✓ STATIONS AND MOVEMENT
- ✓ CLOSE READING
- ✓ COMPREHENSION SKILLS
- ✓ SECRET CODES
- ✓ CITING EVIDENCE
- ✓ CRITICAL THINKING
- ✓ PRINT AND GO
- ✓ ACTIVE LEARNING
- ✓ CROSS-CURRICULAR
- ✓ HIGHLY ENGAGING
- ✓ NO LOCKS NEEDED
- ✓ NO SILLY ENVELOPES TO STUFF
- ✓ NO ODD SHAPES TO CUT OUT



Everything a teacher dreams of wrapped up into one FUN and engaging activity!

USE FOR:



ANTICIPATORY SETS



UNIT REVIEW



EARLY FINISHERS



STATIONS



REWARD ACTIVITY



CENTERS



SUB PLANS



PARTNER WORK



ENRICHMENT

