

# GREAT SPHINX

## CUBE CODE

...pt was established  
... river in northeast

... Sphinx?  
A. 119 feet long  
B. 241 feet long  
C. 287 feet long  
D. Over 300 feet long

... River  
... River  
... River  
... River

... ecropolis, or "city of the  
... Nile?"  
A. Apollo  
B. Horus  
C. Thoth  
D. Ra

... Northern  
... Eastern  
... Southern  
... Western

... What color do historians  
... believe that the color of the  
... beard used to be?  
A. Yellow  
B. Blue  
C. Red  
D. Green

... The Great Sphinx is believ  
... to have the face of whic  
... pharaoh?  
A. Akhenaten  
B. Khafre  
C. Thutmose V  
D. Ramses II

... height in feet of the Great Sphinx  
MINUS 59.

... The FIRST number of the lock is  
... the dynasty number in which Khafre  
... ruled MINUS 4.

... The THIRD number of the lock is the  
... number of main wealthy periods  
... Ancient Egypt went through MINUS 2.

... Third  
... Old  
... Fifth

... Middle  
... Thebes  
... Khafre

... 7  
... 8  
... 9

... Giza  
... Tut  
... New

... This sphinx  
... and protect th  
... area along th  
... pyramid to  
... The Old King  
... was unifi  
... the --  
... had a  
... pyc

... Read each statement below and determine if it is true  
... statement is true, color or shade the coin that correspond  
... question. If the statement is false, cross out that coin.  
... are finished add the TOTAL of ALL TRUE coin values. C  
... code has been provided for you. If the total is 625, a 6  
... the first box, the 2 in the second box and so on.

**STATION 2:**  
First, number ALL the paragraphs on your reading passage. Then,  
read each statement below and determine which paragraph NUMBER  
the statement can be found in. Lastly, eliminate ANY answer where the  
answer was found in an EVEN numbered paragraph, leaving only ODD  
numbers as your final code (in the order of questions). Paragraph  
numbers MAY be used more than one time or not at all.

... A  
... B  
... C  
... D  
... E  
... F  
... G  
... H

... Around 2500 BC, a famous sphinx statue was  
... built called The Great Sphinx.

... According to the Legend of the Great Sphinx,  
... a prince by the name of Thutmose fell asleep  
... by the stc

... Hieroglyf  
... father, t

... A civiliz  
... their o

... The p  
... gover

... The sper  
... built

**GREAT SPHINX**  
Ancient Egypt was a civilization that lasted over 3,000 years, located  
along the Nile River in northeast Africa. A civilization is a group of people who  
have their own culture and way of life. This civilization was one of the longest  
and most powerful ones in history. They are well known for their pyramids,  
which were built as a burial and memorial for pharaohs.  
Ancient Egypt was divided into two regions known as Upper Egypt and  
Lower Egypt. This was based on the flow of the Nile River. Oddly, Upper Egypt  
was in the south and Lower Egypt was in the north. Palaces, houses, and  
temples were built on the eastern bank of the Nile. The necropolis, or "city of  
the dead," was on the western bank of the Nile.  
The Ancient Egyptians had...

... Egypt was located along the  
... River in southwest Africa.  
... are once three tunnels built  
... x but are unreachable to  
... peret.

... A. Upper Egypt was in the south and Lower  
... Egypt was in the north.  
... B. The Old Kingdom was also known as Age  
... of the Pyramid.  
... C. Ramses IV was the first King to represent  
... himself as a sphinx.  
... D. The Sphinx used to have a braided beard  
... that does not exist anymore.  
... E. The sphinx had the body of a tiger and  
... the head of a person.

... A 75  
... B 25  
... C 50  
... E 100  
... F 75  
... G 50  
... H 25

... The Constitution is organized into seven  
... different parts called Articles.  
... B. The Constitutional Convention was held in  
... Boston, Massachusetts.  
... C. The 3 branches include the Legislative,  
... Executive and Parliament Branch.  
... D. The first ten amendments came in 1791 and  
... are called the Bill of Rights.  
... E. Before the Constitution, a strong federal  
... government held the states together.  
... F. The opening part of the Constitution is  
... called the Preamble.  
... G. George Washington was known as the  
... "Father of the Constitution."  
... H. The U.S. Constitution is the oldest  
... government document still in use today.

... A 75  
... B 25  
... C 50  
... D 100

... 4 DIGIT CODE →

... ELIMINAT

**THINK TANK**

### STATION 1:

Use your reading passage or deductive reasoning skills to determine the missing words in the paragraph below. Each missing word has a corresponding NUMBER. The 4-digit code will be the NUMBER of each missing word in the same order in which they appear in the paragraph.

### STATION 2:

First, number ALL the paragraphs on your reading passage. Then, read each statement below and determine which paragraph NUMBER the statement can be found in. Lastly, eliminate ANY answer where the answer was found in an ODD numbered paragraph, leaving only EVEN numbers as your final code (in the order of questions). Paragraph numbers MAY be used more than one time or not at all.

### STATION 3:

Read each statement below and determine if it is true or false. If the statement is true, color or shade the coin that corresponds with that question. If the statement is false, cross out that coin value. When you are finished add the TOTAL of ALL TRUE coin values. One digit of the code has been provided for you. If the total is 625, a 6 would go in the first box, the 2 in the second box and so on.

### STATION 4:

Use your reading passage to determine the combination to the 4-digit lock. You're going to have to use your critical thinking skills and do a tiny bit of math. Pay attention because the "clues" below are NOT in order.

### STATION 5:

Answer each multiple choice question below. Then, count the number of times you used each letter answer (ABCD) to reveal your 4 digit code. Answer options may be used more than once or not at all. If a letter option is not used, simply put a zero in the box.

### STATION 6:

Reread the passage and write the main idea in your own words. Then, add TWO supporting details that back up your main idea or topic sentence.

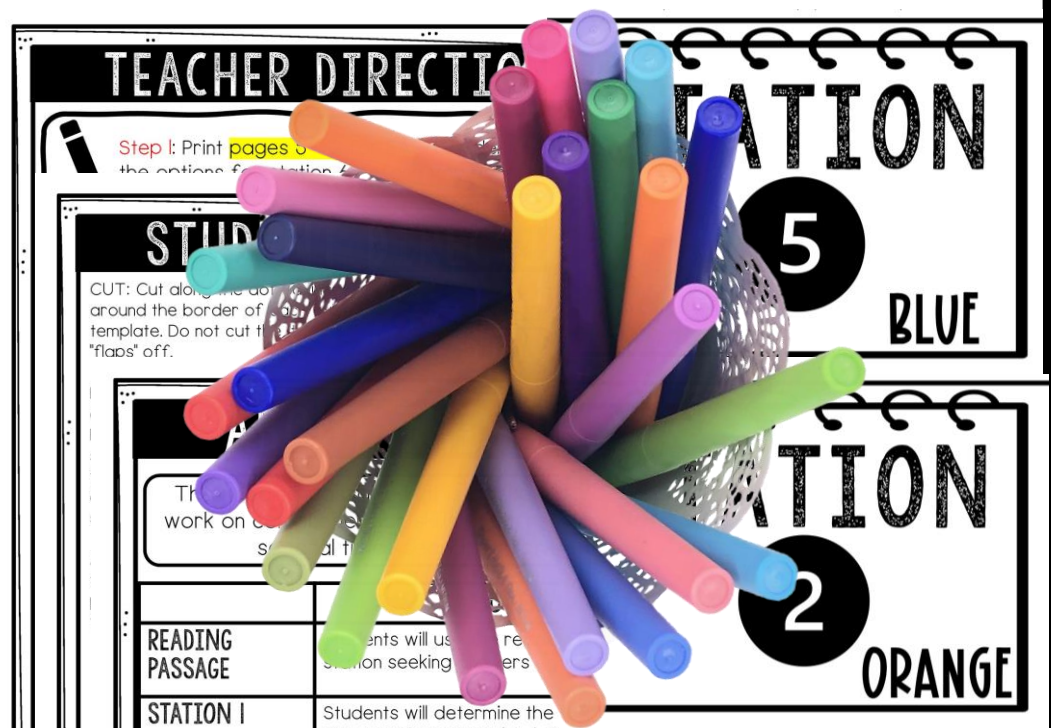
# STATION

# 1

# RED

## WHAT'S INCLUDED?

- READING PASSAGE
- 6 STATIONS
- TEACHER GUIDE
- STATION CARDS
- ANSWER KEY
- STUDENT DIRECTIONS
- TEXT MARKING OPTION
- ALTERNATE STATION
- ASSEMBLY TIPS





# 6 STATIONS

## STATION 1:

Use your reading passage or deductive reasoning to determine the missing words in the paragraph below. The missing word has a corresponding NUMBER. The 4-digit code will be the NUMBER of each missing word in the same order in which they appear in the paragraph.

STATION  
1

RED

## STATION 6:

Reread the passage and write the main idea in your own words. Then, add TWO supporting details that back up your main idea or topic sentence.

STATION  
6

SUPPORTING DETAIL #1



SUPPORTING DETAIL #2

## STATION 4:

Use your reading passage to determine the combination to the 4-digit lock. You're going to have to use your critical thinking skills and do a tiny bit of math. Pay attention because the "clues" below are NOT in order.

STATION  
4

GREEN

The LAST number of the lock is the number years that Khufu ruled

## STATION 5:

Answer each multiple choice question below. Then, count the number of times you used each letter answer (ABCD) to reveal your 4 digit code. Answer options may be used more than once or not at all. If a letter option is not used, put a zero in the box.

STATION  
5

BLUE

Ancient Egypt was established along what river in northeast Africa?

- A. Yellow River
- B. The Nile
- C. Amazon
- D. Nile

How long was the Great Sphinx?

A. 119 feet long

The new pharaoh was named after the Nile. What is the name of the Nile?

- A. Nile
- B. East Nile
- C. South Nile
- D. West Nile

Which pharaoh?

- A. Akhenaten
- B. Khafre
- C. Thutmose VII
- D. Ramses II

A  B  C  D

## STATION 3:

Read each statement below and determine if it is true or false. Write the number of the statement in the box. If the statement is true, write the number. If the statement is false, write the number of the first letter of the word that makes it false.

STATION  
3

YELLOW

A  
75

B  
25

C  
50

D  
100

C. Ramses IV was the first King to represent himself as a sphinx.

D. The Sphinx used to have a braided beard that does not exist anymore.

E. The sphinx is the base of a pyramid and the head of a person.

F. Ancient Egypt was located along the Nile River, not the Thames River in Africa.

G. There were only three levels built inside the Sphinx but a much taller one.

H. In the dream of Thutmose III, the sphinx was called Peret.

4 DIGIT CODE



## STATION 2:

First, number ALL the paragraphs on your reading passage. Then, read each statement below and determine which paragraph NUMBER the statement can be found in. Lastly, eliminate ANY answer where the answer was an even number. Only the numbers that remain are your final code. Only ODD numbers are allowed.

STATION  
2

ORANGE

A. The Great Sphinx was built by Khufu.

B. The Great Sphinx was built by Khafre.

C. The Great Sphinx was built by Khafre's father.

D. The Great Sphinx was built by Khafre's father.

E. The Great Sphinx was built by Khafre's father.

F. The Great Sphinx was built by Khafre's father.

G. The Great Sphinx was built by Khafre's father.

H. The Great Sphinx was built by Khafre's father.

I. The Great Sphinx was built by Khafre's father.

J. The Great Sphinx was built by Khafre's father.

K. The Great Sphinx was built by Khafre's father.

L. The Great Sphinx was built by Khafre's father.

M. The Great Sphinx was built by Khafre's father.

N. The Great Sphinx was built by Khafre's father.

O. The Great Sphinx was built by Khafre's father.

ELIMINATE ALL EVEN NUMBERS TO DETERMINE THE FINAL CODE.

4 DIGIT CODE



# 6 STATIONS

## STATION 1:

Use your reading passage or deductive reasoning to determine the missing words in the paragraph below. The missing word has a corresponding NUMBER. The 4-digit code will be the NUMBER of each missing word in the same order in which they appear in the paragraph.

STATION  
1

RED

## STATION 6:

Reread the passage and write the main idea in your own words. Then, add TWO supporting details that back up your main idea or topic sentence.

STATION  
6

SUPPORTING DETAIL #1



SUPPORTING DETAIL #2

## STATION 4:

Use your reading passage to determine the combination to the 4-digit lock. You're going to have to use your critical thinking skills and do a tiny bit of math. Pay attention because the "clues" below are NOT in order.

STATION  
4

GREEN

The LAST number of the lock is the number years that Khufu ruled

## STATION 5:

Answer each multiple choice question below. Then, count the number of times you used each letter answer (ABCD) to reveal your 4 digit code. Answer options may be used more than once or not at all. If a letter option is not used, put a zero in the box.

STATION  
5

BLUE

Ancient Egypt was established along what river in northeast Africa?

- A. Yellow River
- B. The Nile
- C. Amazon
- D. Nile

How long was the Great Sphinx?

A. 119 feet long

The new pharaoh was named after the Nile. What is the name of the Nile?

- A. Nile
- B. East Nile
- C. South Nile
- D. West Nile

Which pharaoh?

- A. Akhenaten
- B. Khafre
- C. Thutmose VII
- D. Ramses II

A  B  C  D

## STATION 3:

Read each statement below and determine if it is true or false. Write the number of the statement in the box. If the statement is true, write the number. If the statement is false, write the number of the first letter of the word that makes it false.

STATION  
3

YELLOW

A  
75

B  
25

C  
50

D  
100

C. Ramses IV was the first King to represent himself as a sphinx.

D. The Sphinx used to have a braided beard that does not exist anymore.

E. The sphinx is the base of a pyramid and the head of a person.

F. Ancient Egypt was located along the Nile River, not the Thames River in Africa.

G. There were only three levels built inside the Sphinx but a much taller one.

H. In the dream of Thutmose III, the sphinx was called Peret.

4 DIGIT CODE



## STATION 2:

First, number ALL the paragraphs on your reading passage. Then, read each statement below and determine which paragraph NUMBER the statement can be found in. Lastly, eliminate ANY answer where the answer was an even number. Only the numbers that remain are your final code. Only ODD numbers are allowed.

STATION  
2

ORANGE

A. The Great Sphinx was built by Khufu.

B. The Great Sphinx was built by Khafre.

C. The Great Sphinx was built by Khafre's father.

D. The Great Sphinx was built by Khafre's father.

E. The Great Sphinx was built by Khafre's father.

F. The Great Sphinx was built by Khafre's father.

G. The Great Sphinx was built by Khafre's father.

H. The Great Sphinx was built by Khafre's father.

I. The Great Sphinx was built by Khafre's father.

J. The Great Sphinx was built by Khafre's father.

K. The Great Sphinx was built by Khafre's father.

L. The Great Sphinx was built by Khafre's father.

M. The Great Sphinx was built by Khafre's father.

N. The Great Sphinx was built by Khafre's father.

O. The Great Sphinx was built by Khafre's father.

ELIMINATE ALL EVEN NUMBERS TO DETERMINE THE FINAL CODE.

4 DIGIT CODE





# SAMPLE CUBE



# STATIONS

STATION 1	Students will determine the missing words in the paragraph to reveal a 4 digit code.
STATION 2	Students will number the paragraphs and browse the passage to determine where the answers can be found (paragraph number). After eliminating EVEN numbers, a 4 digit code will be revealed.
STATION 3	Students will read each statement and determine if it is true or false. They will then ADD all TRUE values to find the 4 digit code.
STATION 4	Students will do some basic math here, read the passage to find the answers and then determine the 4 digit code.
STATION 5	Students will answer 6 multiple choice questions which lead them to a 4 digit code based on the number of times they used each "answer".
STATION 6	Option 1: Main idea writing activity Option 2: Color and add topic
TEXT MARKING	OPTIONAL: A color code chart is included in case you want students to mark the text citing evidence of where they found their answers.

**STUDENTS WILL  
USE THE SAME  
READING  
PASSAGE AT  
EACH STATION  
SEEKING  
ANSWERS AND  
TEXT EVIDENCE.**



# HOW IT WORKS



## ENGAGING READING COMPREHENSION PRACTICE!

1

Students work individually (or in pairs) and visit 6 stations, grabbing one side of their cube at each station.

2

Students will answer the questions (found directly in the passage) on their cube sheet before assembly. Students will revisit their reading passage at EACH station!

3

Students will reveal 4-digit codes to move on to the next station. When they finish all stations, they can color and assemble their cube.

**STATION**

Read each statement below and determine if the statement is true, color or shade the corresponding question. If the statement is false, cross it out. When you are finished add the TOTAL of ALL TRUE statements. A code has been provided for you. If the total is 75, write the 7 in the first box and the 5 in the second box and so on.

A. Upper Egypt was in the south and Lower Egypt was in the north.

B. The Old Kingdom was also known as the Pyramid.

C. Ramses IV was the first King to call himself a sphinx.

D. The Sphinx used to have a brood that does not exist anymore.

E. The sphinx had the body of a lion and the head of a person.

F. Ancient Egypt was located along the Nile River in southwest Africa.

G. There were once three tunnels built by the Sphinx but are unreachable today.

H. In the dream of Thutmose, the sphinx was called Peret.

**4 DIGIT CODE** →

# COMBINATION



**Each Cube Code is a winning combination of:**



- stations and movement
- close reading
- comprehension skills
- coloring and stress relief
- secret codes
- cut and paste
- citing evidence
- critical thinking

**Everything a teacher dreams of wrapped up into one FUN and engaging activity!**

# BENEFITS



THINK OUTSIDE THE BOX!

-  ANTICIPATORY SETS
-  UNIT REVIEW
-  EARLY FINISHERS
-  STATIONS
-  SUB PLANS
-  PARTNER WORK
-  ENRICHMENT

-  HANDS-ON
-  CROSS-CURRICULAR
-  HIGHLY ENGAGING

