

WHAT'S INCLUDED?

- ✓ 10 SHORT PASSAGES
- ✓ 10 QUESTION TRAILS
- ✓ RECORDING SHEET
- ✓ ANSWER KEY
- ✓ STUDENT DIRECTIONS
- ✓ TEACHER DIRECTIONS
- ✓ EXTENSION ACTIVITIES

1 For over 400 years, between 2575 BC and 2150 BC, Ancient Egypt went through a period called the Old Kingdom. This was the first kingdom of three, each marking a time when Ancient Egypt was doing very well. Another name for the Old Kingdom is the Age of Pyramids

3 The period before the First Kingdom was known as the Early Dynastic Period. In that time, during the First Dynasty, Egypt became one country. However, it was not until the Third Dynasty during the Old Kingdom period, under the rule of the Pharaoh Djoser, that Egypt's government became strong and powerful.

When a kingdom ended, there was a period called the ___ Period. **CODE WORD**

5 Pharaoh Djoser ruled during the Third Dynasty. He divided Egypt into different nomes (similar to states) with a governor for each, known as a nomarch. The nomarchs

7 Egyptians believed the pharaoh's soul stayed alive and so in the pyramids, they stored their treasured belongings as well as food and clothes for the afterlife. They also believed they would reunite with Ra, their Sun-god, after death. The Great Sphinx was carved from a massive block of limestone during the Fourth Dynasty. A Sphinx was a creature with the head of a human (usually a pharaoh or a god) and the body of a lion, with paws 50 feet long. The Great Sphinx is one of the oldest statues in the world and was built to guard and protect the tombs of Giza.

There were ___ main dynasties During the Old Kingdom. **CODE WORD**

9 Education was a big priority for those who were wealthy. They learned how to read and write in order to be powerful because they went on to get high positions as scribes (writers of hieroglyphics), priests, and leaders of the army. They received their training at the

The period before the Old Kingdom was known as the Ec

10 During the Sixth Dynasty, the power of the pharaohs declined. The governors of the nomes

TEACHER DIRECTIONS

THIS SCAVENGER HUNT HAS TWO PARTS:

Part 1: Kids will read 10 short passages which contain a "clue" or code word. After finishing each passage, students will need to write them down on the recording sheet.

Part 2: Using the code word on each recording sheet, students will need to unscramble the letters in the gray boxes to find the code word.

All you have to do is print the 10 reading cards and hide them! The more difficult the reading cards, the more FUN the kids have AND the longer they will stay engaged!

You will need to print **PAGE 10** for EVERY student.

ANSWER SHEET

If the answer is more than one word, do NOT leave a space between words. **FOUND CARD #**

1																				
2																				
3																				
4																				
5																				
6																				
7																				
8																				
9																				
10																				

FINAL CODE ANSWER: _____

VOCABULARY PRACTICE

Directions: Choose 5 words from the reading cards that are unfamiliar or new to you.

WORD	DEFINITION

SUMMARIZE

TOPIC SENTENCE

SUPPORTING DETAIL SUPPORTING DETAIL SUPPORTING DETAIL

4 DIGIT CODE

Next, using the numbers in the FOUND column in the SAME order in which you listed them above, follow these clues.

Eliminate the highest and lowest number in the FOUND column.

Get rid of all numbers that are spelled with just one letter.

Eliminate numbers that start with the letter _____.

FINAL CODE

4 numbers remain (in order you listed them)?

10 READING CARDS

1 For over 400 years, between 2575 and 2150 BC, Ancient Egypt went through a period called the Old Kingdom. This was the first kingdom of three, each marking a different era. Ancient Egypt was doing very well. At the end of the Old Kingdom is the Age of the Pyramids because the pyramids were built during this time. The capital of Egypt during the Old Kingdom was called Memphis. Memphis was located on the west bank of the Nile, the capital of modern Egypt.

Which pharaoh built the first pyramid?

3 The period before the First Kingdom was known as the Early Dynastic Period. In this period, Egypt was not one country. However, it became one until the Third Dynasty during the Old Kingdom period, under the rule of the Pharaoh Djoser, that Egypt's government became strong and powerful.

When a kingdom ended, there was a period called the ___ Period.

5 Pharaoh Djoser ruled during the Third Dynasty. He divided Egypt into different nomes (similar to states) with a governor for each, known as a nomarch. The nomarchs would check in with the pharaoh about what was happening in their nome. The Fourth Dynasty was considered to be the peak of the Old Kingdom, with powerful pharaohs such as Sneferu and Khufu.

The Great Sphinx was carved from a massive block of ____.

2 There were four main dynasties in the Old Kingdom of the Early Dynastic Period in northeast Africa. A dynasty is a family who ruled the land over a long time. The Old Kingdom went through the First, Second, Third, and Fourth Dynasties.

4 Government and religion were connected in Ancient Egypt and the pharaoh was the head of both. The pharaoh was like a king and was the most powerful person in Ancient Egypt, thought to be connected to the gods. The vizier worked under the pharaoh and completed most of the government's daily work.

Pyramids built on the west bank of the Nile River were a very big part of the Old Kingdom. They were built as burial tombs for pharaohs. Pharaoh Djoser had a great deal of money and built the first pyramid, the Step Pyramid of Djoser. The largest pyramid was also built during this time under the rule of the Fourth Dynasty, called the Great Pyramid at Giza. It is over 400 feet tall and took 90 years to build. It was built as a tomb for Pharaoh Khufu.

7 Egyptians believed the pharaoh was a god and so in the pyramids, they buried the pharaoh's belongings as well as food for the afterlife. They also believed in Ra, their Sun-god, after whom the Great Sphinx was carved from a massive block of limestone. The Great Sphinx is a statue with the head of a human and the body of a lion. It is over 200 feet long. The Great Sphinx is one of the wonders of the world and was built to protect the tombs of the pharaohs.

How many main dynasties were there in the Old Kingdom?

Education was a big part of life in Ancient Egypt. Children were able to read and write and were considered to be powerful because of their education. They went on to get high ranking jobs as scribes (writers of their system of hieroglyphics), priests, government officials, and leaders of the army. Scribe training at the age of six was required for all children.

The period before the First Kingdom was known as the Early ___ Period.

8 Wrapping, or embalming, the body of a person died was also an important part of their culture. The wrapped body was called a mummy. Through mummification the body was preserved or prolonged. The body was wrapped in linen and placed in a container called a sarcophagus.

The Fourth Dynasty had powerful pharaohs such as Sneferu and ____.

10 During the Sixth Dynasty, things began to change. The governors of the nomes (the nomarchs) ignored the pharaoh's rule as they grew more powerful. Egypt also went through a period of drought and famine (not enough food). Soon, the pharaohs failed, and Egypt split up into separate warring states. When a kingdom ended, a new period called the Intermediate Period, or the First Intermediate Period, began. The First Intermediate Period lasted for about 150 years. It was a terrible time until eventually, the Middle Kingdom began.

Who was the first vizier?

ANSWER SHEET

If the answer is more than one word, do NOT leave a space between words. FOUND CARD #

1									
2									
3									
4									
5									
6									
7									
8									
9									
10									

FINAL WORD ANSWER:

4 DIGIT CODE

Eliminate the numbers in the FINAL WORD ANSWER that do not match the numbers in the 4 DIGIT CODE column in the FOUND CARD # column. Record the numbers that remain about the clues.



Eliminate the numbers in the FOUND CARD # column that do not match the numbers in the 4 DIGIT CODE column.

Get rid of any numbers that do not match the numbers in the 4 DIGIT CODE column.

Eliminate the numbers in the FOUND CARD # column that do not match the numbers in the 4 DIGIT CODE column.

FINAL CODE

What 4 numbers remain in the order you found them?

© iStock.com

CITE EVIDENCE

ANSWER SHEET If the answer is more than one word, do NOT leave a space between words. FOUND CARD #

	1	2	3	4	5	6	7	8	9	10	FOUND CARD #	
1												
2												
3												
4												
5												
6												
7												
8												
9												
10												

FINAL WORD ANSWER: _____

4 DIGIT CODE Next, using the numbers in the FOUND column in the SAME order in which you recorded them above; follow these clues.

Eliminate the highest and lowest number in the FOUND column.

Get rid of all numbers that are spelled with just 3 letters.

Eliminate numbers that start with the letter _____

FINAL CODE What 4 numbers remain (in the order you listed them)?

--	--	--	--

1

STUDENTS WILL RECORD THEIR CODE WORDS

2

STUDENTS WILL RECORD **WHERE THEY FOUND THE ANSWER**


3

STUDENTS WILL UNSCRAMBLE A MYSTERY WORD

4

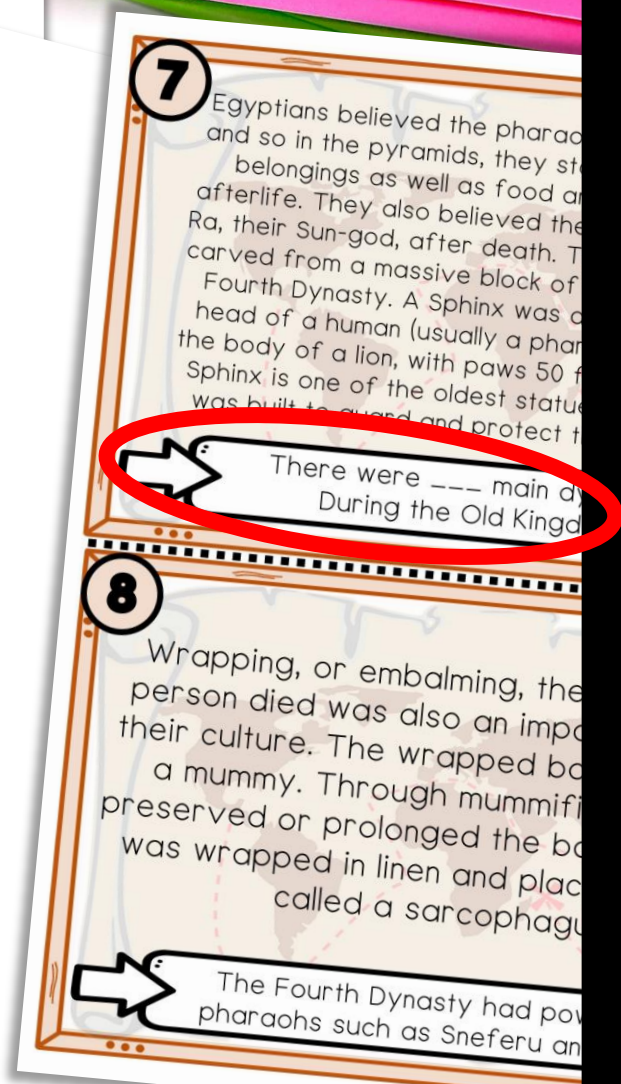
STUDENTS WILL FOLLOW CLUES TO REVEAL THE 4-DIGIT CODE

HOW IT WORKS



ENGAGING READING COMPREHENSION PRACTICE!

- 1** Students work individually (or in pairs) and visit 10 reading cards scattered around the room.
- 2** Students read the passage and look at the question at the bottom labeled "code word".
- 3** The code word for THAT card number will lead them to a different card. But here's the catch... students will NOT know where to find the code word answer so they will have to skim, browse and revisit the reading cards several times to find the answer they are seeking.



COMBINATION



This scavenger hunt is a winning combination of:

- ✓ **movement**
- ✓ **close reading**
- ✓ **comprehension skills**
- ✓ **mystery words & codes**
- ✓ **citing evidence**
- ✓ **critical thinking**

Everything a teacher dreams of wrapped up into one FUN and engaging activity!


OPTIONS



THINK OUTSIDE THE BOX!



-  ANTICIPATORY SETS
-  EARLY FINISHERS
-  STATIONS
-  SUB PLANS
-  PARTNER WORK
-  ENRICHMENT

-  MOVEMENT
-  CROSS-CURRICULAR
-  HIGHLY ENGAGING

