

# FRENCH AND INDIAN WAR

## CUBE CODE

**STATION 2:**  
First, number ALL the paragraphs on your reading passage. Then, read each statement below and determine which paragraph NUMBER the statement can be found in. Lastly, eliminate ANY answer where the answer was found in an EVEN numbered paragraph, leaving only ODD numbers as your final code (in the order of questions). Paragraph numbers MAY be used more than one time or not at all.

**STATION 3:**  
Read each statement below and determine if it is true or false. If the statement is true, color or shade the coin that corresponds to the question. If the statement is false, cross out that coin value. After you are finished add the TOTAL of ALL TRUE coin values. The code has been provided for you. If the total is 625, a 6 in the first box, the 2 in the second box and so on.

**FRENCH AND INDIAN WAR**  
The Seven Years' War, fought in Europe, involved major global powers, including Britain, France, Austria, and Prussia. The French and Indian War (1756-1763) was between Britain and France as well but spread to North America for control of that land. It is considered to be a part of the Seven Years' War, although the fighting in North America is known as the French and Indian War. When France expanded into the Ohio River area, Britain declared war. The war was actually fought between the French and the British, both having Native American allies. An alliance is a union formed that agrees to work together for a mutual benefit. The French allied with the Shawnee, Lenape, Qjibwa, Ottawa, and the Algonquin. The British allied with the Iroquois, Catawba, and Cherokee.

**4 DIGIT CODE**

**THINK TANK**

### STATION 1:

Use your reading passage or deductive reasoning skills to determine the missing words in the paragraph below. Each missing word has a corresponding NUMBER. The 4-digit code will be the NUMBER of each missing word in the same order in which they appear in the paragraph.

### STATION 2:

First, number ALL the paragraphs on your reading passage. Then, read each statement below and determine which paragraph NUMBER the statement can be found in. Lastly, eliminate ANY answer where the answer was found in an ODD numbered paragraph, leaving only EVEN numbers as your final code (in the order of questions). Paragraph numbers MAY be used more than one time or not at all.

### STATION 3:

Read each statement below and determine if it is true or false. If the statement is true, color or shade the coin that corresponds with that question. If the statement is false, cross out that coin value. When you are finished add the TOTAL of ALL TRUE coin values. One digit of the code has been provided for you. If the total is 625, a 6 would go in the first box, the 2 in the second box and so on.

### STATION 4:

Use your reading passage to determine the combination to the 4-digit lock. You're going to have to use your critical thinking skills and do a tiny bit of math. Pay attention because the "clues" below are NOT in order.

### STATION 5:

Answer each multiple choice question below. Then, count the number of times you used each letter answer (ABCD) to reveal your 4 digit code. Answer options may be used more than once or not at all. If a letter option is not used, simply put a zero in the box.

### STATION 6:

Reread the passage and write the main idea in your own words. Then, add TWO supporting details that back up your main idea or topic sentence.

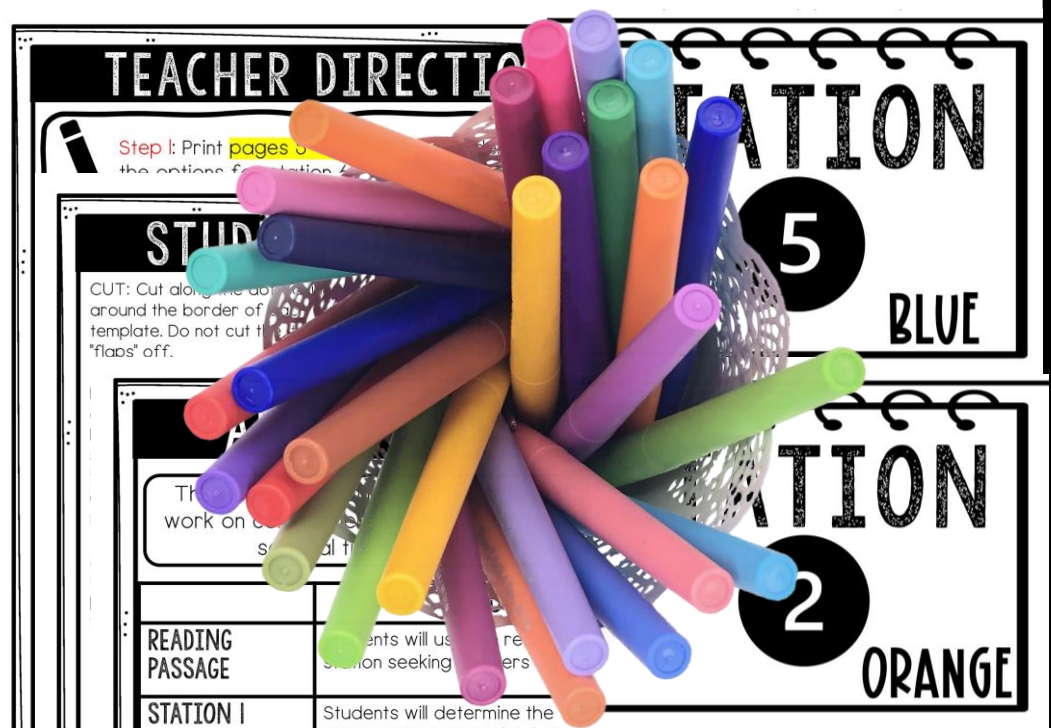
# STATION

# 1

# RED

## WHAT'S INCLUDED?

- READING PASSAGE
- 6 STATIONS
- TEACHER GUIDE
- STATION CARDS
- ANSWER KEY
- STUDENT DIRECTIONS
- TEXT MARKING OPTION
- ALTERNATE STATION
- ASSEMBLY TIPS



# 6 STATIONS

## STATION 1:

Use your reading passage or deductive reasoning to determine the missing words in the paragraph below. The missing word has a corresponding NUMBER. The 4-digit code will be the NUMBER of each missing word in the same order in which they appear in the paragraph.

STATION  
1

RED

## STATION 6:

Reread the paragraph and determine the main idea.

STATION  
6

SUPPORTING DETAIL #1

## STATION 4:

Use your reading passage to determine the combination to the 4-digit lock. You're going to have to use your critical thinking skills and do a tiny bit of math. Pay attention because the "clues" below are NOT in order.

STATION  
4

GREEN

## STATION 5:

Answer each multiple choice question below. Then, count the number of times you used each letter answer (ABCD) to reveal your 4 digit code. Answer options may be used more than once or not at all. If a letter option is not used, put a zero in the box.

STATION  
5

BLUE

## STATION 3:

Read each statement below and determine if it is true or false. Write the number of the statement that is true or false in the box. The 4-digit code is the first four numbers of the true statements.

STATION  
3

YELLOW

## STATION 2:

First, number ALL the paragraphs on your reading passage. Then, read each statement below and determine which paragraph NUMBER the statement can be found in. Lastly, eliminate ANY answer where the number of the paragraph is an ODD number. The 4-digit code is the first four numbers of the remaining paragraphs.

STATION  
2

ORANGE

A  B  C  D

4 DIGIT CODE →

4 DIGIT CODE →

# SAMPLE CUBE




# STATIONS

STATION 1	Students will determine the missing words in the paragraph to reveal a 4 digit code.
STATION 2	Students will number the paragraphs and browse the passage to determine where the answers can be found (paragraph number). After eliminating EVEN numbers, a 4 digit code will be revealed.
STATION 3	Students will read each statement and determine if it is true or false. They will then ADD all TRUE values to find the 4 digit code.
STATION 4	Students will do some basic math here, read the passage to find the answers and then determine the 4 digit code.
STATION 5	Students will answer 6 multiple choice questions which lead them to a 4 digit code based on the number of times they used each "answer".
STATION 6	Option 1: Main idea writing activity Option 2: Color and add topic
TEXT MARKING	OPTIONAL: A color code chart is included in case you want students to mark the text citing evidence of where they found their answers.

**STUDENTS WILL  
USE THE SAME  
READING  
PASSAGE AT  
EACH STATION  
SEEKING  
ANSWERS AND  
TEXT EVIDENCE.**

# HOW IT WORKS



## ENGAGING READING COMPREHENSION PRACTICE!

1

Students work individually (or in pairs) and visit 6 stations, grabbing one side of their cube at each station.

2

Students will answer the questions (found directly in the passage) on their cube sheet before assembly. Students will revisit their reading passage at EACH station!

3

Students will reveal 4-digit codes to move on to the next station. When they finish all stations, they can color and assemble their cube.

**STATION**

Read each statement below and determine if the statement is true, color or shade the corresponding question. If the statement is false, cross it out. When you are finished add the TOTAL of ALL TRUE statements. A code has been provided for you. If the total is 75, the 1 in the first box, the 2 in the second box and so on.

A. The Revolutionary War began in 1775.

B. A peace treaty called the Treaty of Paris was signed on Feb. 10, 1763.

C. The Battle of Fort Oswego in 1760 was a French victory.

D. Most of the fighting of the French and Indian War took place in Georgia.

E. In 1758, Native Americans started fighting on the French side and joined Britain.

F. The French and Indian War is considered to be a part of the Seven Years War.

G. The British allied with the Iroquois, Catawba, and Cherokee.

H. When France expanded into the Ohio River area, Britain declared war.

**4 DIGIT CODE** →

# COMBINATION



**Each Cube Code is a winning combination of:**


- stations and movement
- close reading
- comprehension skills
- coloring and stress relief
- secret codes
- cut and paste
- citing evidence
- critical thinking

**Everything a teacher dreams of wrapped up into one FUN and engaging activity!**

# BENEFITS



THINK OUTSIDE THE BOX!

-  ANTICIPATORY SETS
-  UNIT REVIEW
-  EARLY FINISHERS
-  STATIONS
-  SUB PLANS
-  PARTNER WORK
-  ENRICHMENT

-  HANDS-ON
-  CROSS-CURRICULAR
-  HIGHLY ENGAGING

