

ON THIS DAY

SEPTEMBER

PRINT AND DIGITAL



Stacked worksheets and a bulletin board template.

Worksheet 1: SEPTEMBER 24, 1789. Text: "The Judiciary... How many justices did the Supreme Court have at the time?"

Worksheet 2: SUMMARY, WHO, WHAT, WHERE, REFLECTIONS.

Worksheet 3: SEPTEMBER 9, 1776. Text: "Continental Congress renamed the nation... proposed the... change idea for..."









Bulletin Board: BULLETIN BOARD. ON THIS DAY. SEPTEMBER. Calendar grid for September. Includes a globe and a globe illustration.

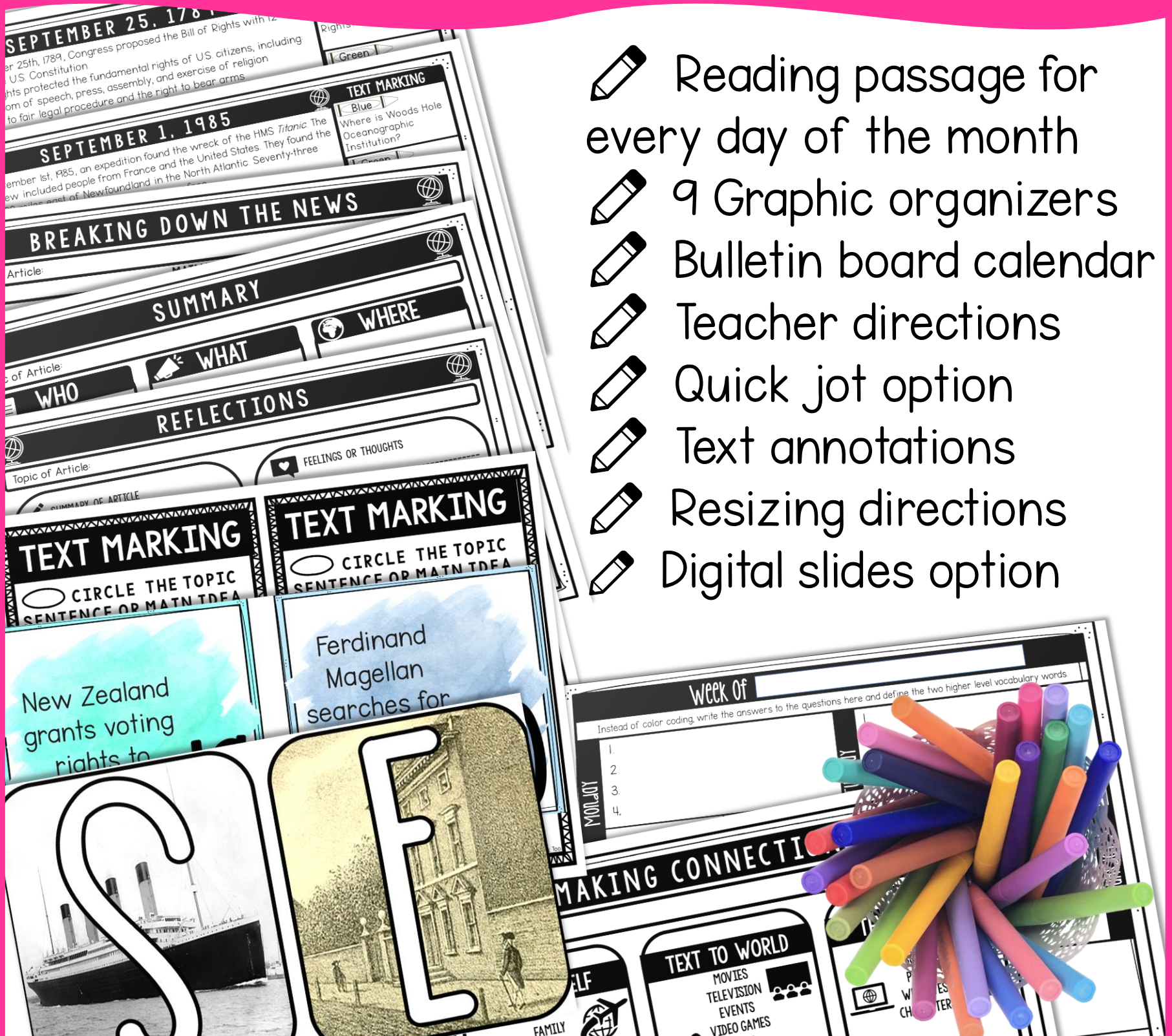
THINK TANK TOO logo.

TOO BIG OR TOO SMALL? RESIZING DIRECTIONS INSIDE.

DAILY PASSAGES + CALENDAR BULLETIN BOARD

What's included?


-  Reading passage for every day of the month
-  9 Graphic organizers
-  Bulletin board calendar
-  Teacher directions
-  Quick jot option
-  Text annotations
-  Resizing directions
-  Digital slides option



9 GRAPHIC ORGANIZERS

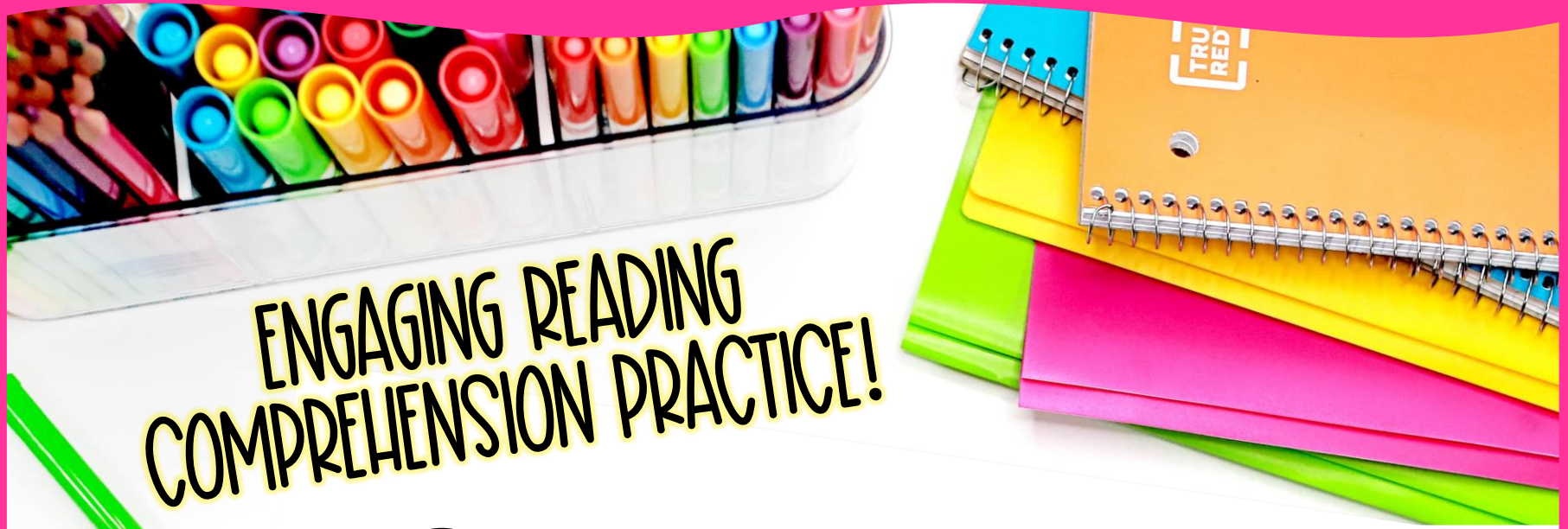


TOPICS include

- 
- HMS *Titanic*
 - End of World War II
 - Treaty of Paris
 - Television broadcast
 - Continental Congress
 - Little Willie tank
 - Uncle Sam
 - Nixon's pardon
 - US gets its name
 - John Smith
 - Boeing 767
 - Lascaux cave paintings
 - Roald Dahl
 - Star-Spangled Banner
 - Muhammad Ali
 - *Mayflower*
 - U.S. Constitution
 - Capitol Building
 - Women's rights
 - Ferdinand Magellan
 - Benedict Arnold
 - Emancipation Proclamation
 - Discovery of Neptune
 - Creation of the Supreme Court
 - Bill of Rights
 - Televised presidential debate
 - Stacy Allison
 - Nuclear submarine

Topics each month cover world-wide events but mostly focus on U.S. History with "modern" additions.

HOW IT WORKS



ENGAGING READING
COMPREHENSION PRACTICE!

TEXT MARKING

Blue Who patented the Frisbee design?

Green What is Frisbee Golf?

Yellow What was Morrison's revised flying saucer named?

Pink What is the record for the longest recorded disc throw?

CONTEXT CLUES

Use context clues to write your own definition.

capitalize:

patented:

1

Students work individually (or in pairs) and read the "Article of the Day."

2

Students answer the questions and find text evidence that supports their answer.

3

Students will use context clues to define higher-level vocabulary words (2 per passage).

4

Students will take a deep dive into the text and complete a graphic organizer to summarize and reflect on what they learned (if time permits).

EACH DAY INCLUDES

COMMON CORE ALIGNED!

SEPTEMBER 7, 1813

The United States earned the nickname Uncle Sam from Samuel Wilson, a meat packer from Troy, New York, who was the supplier of barrels of beef to the U.S. Army. "E" across the barrels before delivery. The U.S. soldiers called the food "Uncle Sam's."

A story in an 1830 *New York Gazette* that led to Uncle Sam not only became a nickname but it became a political cartoonist during the 1860s and 1870s. Uncle Sam. Eventually, his Uncle Sam image and stripes suit.

Images, including Santa Claus, the donkey and the elephant symbol for the Republican Party, were used in Tammany Hall. He was partly created by Thomas Nast (leader of Tammany Hall) and New

Thomas Nast created the most famous image of Uncle Sam with a tall top hat and blue jacket. The stripes are straight at the viewer. This image was used in the "You For The U.S. Army" during World War I.

The July 1916 issue of *Leslie's Weekly* published a resolution that acknowledged Samuel Wilson as another theory that disputes the Samuel Wilson theory. It found a reference to an Uncle Sam in a 1810. This suggests that the term Uncle Sam

TEXT MARKING

Blue

Who created the most famous image of Uncle Sam?

Green

What state was Samuel Wilson from?

Yellow

Where was Thomas Nast from?

Pink

What year did the U.S. earn the nickname Uncle Sam?

CONTEXT CLUES

Use context clues to write your own definition.

iconic:

downfall:

1

Reading passage that explores historical events, people, or places on the same day in previous years

2

4 Text marking questions

3

2 Vocabulary words to define using context clues

Digital Option

Prefer to save paper and use the digital Google Slides option?

TEXT MARKING

- CIRCLE THE TOPIC SENTENCE OR MAIN IDEA
- UNDERLINE WORDS YOU DO NOT UNDERSTAND
- SOMETHING YOU HAVE A QUESTION ABOUT
- SOMETHING THAT SURPRISED YOU
- YOUR FAVORITE FACT
- HIGHLIGHT THE DATE

Drag the RED shapes above to annotate the text. Resize if needed.

SEPTEMBER 3, 1783

On September 3rd, 1783, the Treaty of Paris was signed, thus ending the American Revolution. Representatives from the United States, Great Britain, Spain, and France signed the document. The treaty gave America its independence from Britain. Additionally, boundaries were officially established. America's territory included the land 1) from Florida to the Great Lakes and 2) from the Atlantic Coast to the west of the Mississippi River.

The American Revolution began in April 1775 in Lexington, Massachusetts. King George III refused to give American colonists political and economic freedom. On July 4, 1776, the Second Continental Congress adopted the Declaration of Independence. Finally, in October 1781, British General Charles Lord Cornwallis surrendered to American and British troops at Yorktown, Virginia. This surrender was the last major battle of the American Revolution.

In September 1782, Benjamin Franklin, John Adams, John Jay, Thomas Jefferson, and Henry Laurens were chosen to negotiate with the British for independence. However, Jefferson and Laurens missed the meetings. Jefferson's travel was delayed, and Laurens was captured and held in the Tower of London.

One of the topics included in the treaty was territory. Franklin wanted Canada to be handed over to the United States. He was unsuccessful, but America gained territory south of the Canadian border. This helped America double in size.

There were other issues addressed in the treaty. First, the United States was able to fish in Canadian waters. Second, British creditors could not recover debts owed.

On November 30th, 1782, important details were ironed out, and the US and Britain signed the preliminary articles of the treaty.

On January 20, 1783, France signed its own peace treaty with Britain. Finally, on September 3rd, the final treaty was signed. The Continental Congress ratified the Treaty of Paris on January 14th, 1784.

TEXT MARKING

- What year did the American Revolution begin?
- Where did Charles Lord Cornwallis surrender?
- Where was Henry Laurens captured and held?
- What year was the Treaty of Paris signed?

CONTEXT CLUES

Use context clues to write your own definition.

negotiate:
Type here

addressed:
Type here

Drag the color boxes below to the correct area on the reading passage. Resize the shapes below by clicking on the color then stretching the shape if needed.

-
-
-
-

BULLETIN BOARD

Display a monthly calendar of events!

ON THIS DAY

S E P T E M B E R

MONDAY	TUESDAY	WEDNESDAY	THURSDAY	FRIDAY	SATURDAY	SUNDAY
4 First transcontinental television broadcast	5 Continental Congress assembles in Philadelphia	6 The first tank is produced	7 United States earns the nickname Uncle Sam	8 Nixon gets a presidential pardon from Ford	9 The United Colonies becomes the United States of America	10 John Smith is elected as leader of Virginia
11 United Airlines flight crashes in New York City	12 The Lascaux cave paintings are discovered	13 Roald Dahl is born in South Wales	14 Francis Scott Key writes the Star-Spangled Banner	15 Ali wins the world heavyweight boxing championship	16 The Mayflower set sail from England	17 The US Constitution is signed by 39 delegates
18 Washington lays the cornerstone of the Capitol Building	19 New Zealand grants voting rights to women	20 Ferdinand Magellan searches for the Spice Islands	21 General Benedict Arnold commits treason	22 Lincoln drafts the Emancipation Proclamation	23 Planet Neptune is discovered	24 The Supreme Court is established
25 Congress passes the Bill of Rights	26 First televised presidential debate	27 Rachel Carson's Silent Spring was published	28 Ted Williams hits 400 in the Major League	29 First American woman to reach the summit of Everest	30 USS Nautilus becomes the first nuclear submarine	

TOO BIG OR TOO SMALL? RESIZING DIRECTIONS INSIDE!

SIZES

4.75 in

4.75 in

6 in

5 in

6.75 in

4.5 in

2 in

38 in

45 in

HEIGHTS DO NOT INCLUDE ANY BORDERS YOU MAY ADD.

SKILLS COVERED



INFUSE ELA AND HISTORY!

- 📌 Context clues
- 📌 Reading informational texts
- 📌 Identifying text evidence
- 📌 Examining relationships and connections
- 📌 Evaluating main ideas of informational text
- 📌 Evaluating supporting details
- 📌 Text Structure: Chronological Order
- 📌 Text Structure: Cause and Effect
- 📌 Summarizing and reflection

STUDENTS NEED:

Color pencils, highlighters or markers

BEFORE YOU ASSIGN...

1

Determine how much time you want to spend on the article. You can choose to print and do JUST the one-page article (bellringer) with no graphic organizer.

You can choose to display the article on the overhead and have students use the 'Quick Jot' sheet found on page 50 to save paper.

You can extend the activity by pairing the article with a graphic organizer and take a deep dive into the nonfiction text.

2

Decide WHICH graphic organizer you want to use that best aligns with the article. For example: some articles would benefit from a "cause and effect" graphic organizers, while others may not. There are NINE choices found at the END of this PDF.

You could also print a few copies of EACH one and allow students to CHOOSE which one they want to complete. I find that allowing student options increases productivity.

3

Go over expectations for the activity. Show your students how to annotate text or use the graphic organizer.

Provide an example of "how" to use context clues to define an unknown word.

PLEASE NOTE: How you choose to set it up in your classroom is up to you! There is no wrong or right way!

© Think Tank Too

IF USING THE DIGITAL VERSION, STUDENTS NEED ACCESS TO GOOGLE SLIDES

Options



PRINT AND GO

- ✓ BELL RINGERS
- ✓ MORNING WORK
- ✓ EXIT SLIPS
- ✓ EARLY FINISHERS
- ✓ ENRICHMENT

- ✓ SUB PLANS
- ✓ GROUP WORK
- ✓ STATIONS WORK
- ✓ READING CENTERS
- ✓ GUIDED READING

CALENDAR OF EVENTS



DAILY DATE CARDS

- ✓ Monthly letter headings with images related to some of the topics covered in the reading passages
- ✓ Directions to resize the calendar to fit your bulletin board
- ✓ Bulletin board extras to fill any empty space – globe and pennants
- ✓ Fits most 3x5 and 4x6 bulletin boards
- ✓ Text is large to read from afar, therefore this set will not fit on a standard calendar poster

★★BORDER IS NOT INCLUDED★★