

# EGYPTIAN PYRAMIDS

## CUBE CODE

**STATION 2:**  
First, number ALL the paragraphs on your reading passage. Then, read each statement below and determine which paragraph NUMBER the statement can be found in. Lastly, eliminate ANY answer where the answer was found in an EVEN numbered paragraph, leaving only ODD numbers as your final code (in the order of questions). Paragraph numbers MAY be used more than one time or not at all.

**STATION 3:**  
Read each statement below and determine if it is true or false. If the statement is true, color or shade the coin that corresponds to the question. If the statement is false, cross out that coin value. After you are finished add the TOTAL of ALL TRUE coin values. The code has been provided for you. If the total is 625, a 6 in the first box, the 2 in the second box and so on.

**4 DIGIT CODE**

**ELIMINATE**

**THINK TANK**

**THE SEVENTH**  
number of dynasties Ancient Egypt included MINUS 30.

The FIRST number of the lock is the number of days the embalming process could take MINUS 31.

The THIRD number of the lock is the number of main wealthy periods Ancient Egypt went through MINUS 3.

Pyramid of  
A. Over 400 feet tall  
B. Over 500 feet tall  
C. Over 600 feet tall  
D. Over 700 feet tall

Who was the god of knowledge?  
A. Apollo  
B. Horus  
C. Thoth  
D. Ra

Where was the Valley of Kings?  
A. Thebes  
B. Karnak  
C. Athens  
D. Giza

What was a pharaoh likely buried with?  
A. Treasure  
B. Clothes  
C. Food  
D. All of the above

Read each statement below and determine if it is true or false. If the statement is true, color or shade the coin that corresponds to the question. If the statement is false, cross out that coin value. After you are finished add the TOTAL of ALL TRUE coin values. The code has been provided for you. If the total is 625, a 6 in the first box, the 2 in the second box and so on.

A. Upper Egypt was in the south and Lower Egypt was in the north.  
B. The Cultus was a temple built to house a specific god.  
C. Ancient Egypt went through 3 main wealthy and united periods.  
D. The largest pyramid was the Temple Pyramid of Karnak.  
E. Howard Carter discovered King Tut's tomb in 1925.

**PHARAOHS OF ANCIENT EGYPT**  
Ancient Egypt was a civilization that lasted over 3000 years located along the Nile River in northeast Africa. A civilization is a group of people who have their own culture and way of life. This civilization was one of the longest and most powerful ones in history. They are well known for their pyramids, which were built as a burial and memorial for pharaohs. Pyramids were large structures built out of rocks and limestone with four triangular sides coming to a point on top.

Ancient Egypt was divided into two regions known as Upper Egypt and Lower Egypt. This was based on the flow of the Nile River. Oddly, Upper Egypt was in the south and Lower Egypt was in the north. Palaces, houses, and tombs were built along the Nile River.

Pharaohs were held at a very high standard and seen almost as gods.

The largest pyramid was the Great Pyramid of Giza.

The embalmers (priests) used spices to preserve the bodies.

There were over 2000 pyramids in Egypt.

A civilization is a group of people who have their own culture and way of life.

The King of Egypt was a pharaoh.

### STATION 1:

Use your reading passage or deductive reasoning skills to determine the missing words in the paragraph below. Each missing word has a corresponding NUMBER. The 4-digit code will be the NUMBER of each missing word in the same order in which they appear in the paragraph.

### STATION 2:

First, number ALL the paragraphs on your reading passage. Then, read each statement below and determine which paragraph NUMBER the statement can be found in. Lastly, eliminate ANY answer where the answer was found in an ODD numbered paragraph, leaving only EVEN numbers as your final code (in the order of questions). Paragraph numbers MAY be used more than one time or not at all.

### STATION 3:

Read each statement below and determine if it is true or false. If the statement is true, color or shade the coin that corresponds with that question. If the statement is false, cross out that coin value. When you are finished add the TOTAL of ALL TRUE coin values. One digit of the code has been provided for you. If the total is 625, a 6 would go in the first box, the 2 in the second box and so on.

### STATION 4:

Use your reading passage to determine the combination to the 4-digit lock. You're going to have to use your critical thinking skills and do a tiny bit of math. Pay attention because the "clues" below are NOT in order.

### STATION 5:

Answer each multiple choice question below. Then, count the number of times you used each letter answer (ABCD) to reveal your 4 digit code. Answer options may be used more than once or not at all. If a letter option is not used, simply put a zero in the box.

### STATION 6:

Reread the passage and write the main idea in your own words. Then, add TWO supporting details that back up your main idea or topic sentence.

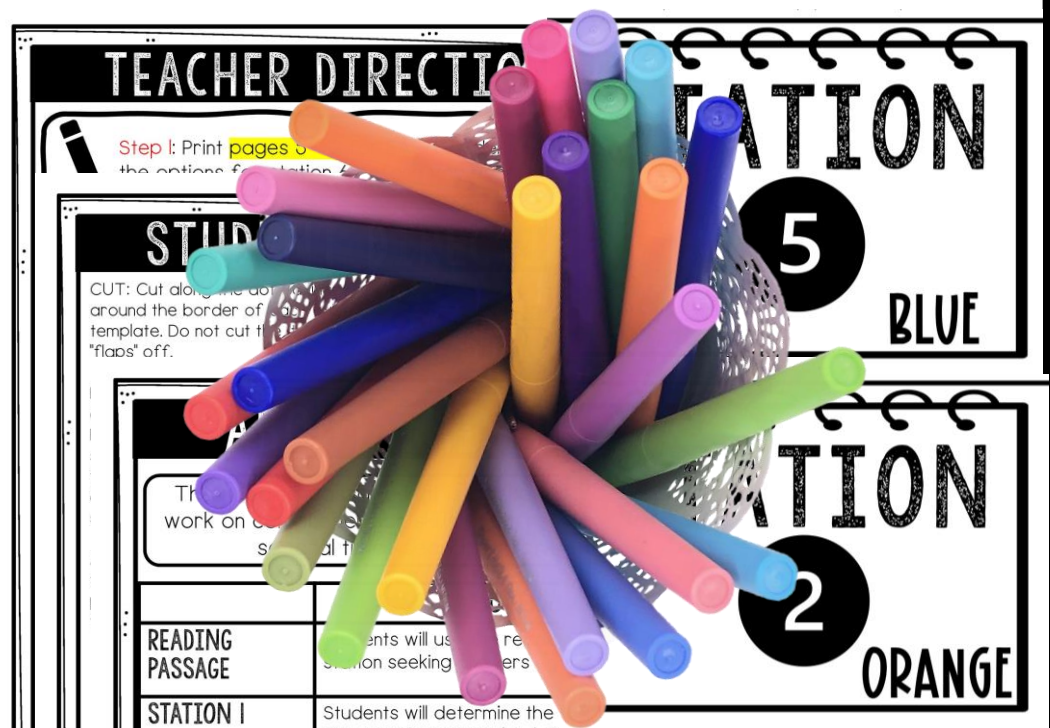
# STATION

# 1

# RED

## WHAT'S INCLUDED?

- READING PASSAGE
- 6 STATIONS
- TEACHER GUIDE
- STATION CARDS
- ANSWER KEY
- STUDENT DIRECTIONS
- TEXT MARKING OPTION
- ALTERNATE STATION
- ASSEMBLY TIPS



# 6 STATIONS

## STATION 1:

Use your reading passage or deductive reasoning to determine the missing words in the paragraph below. The missing word has a corresponding NUMBER. The 4-digit code will be the NUMBER of each missing word in the same order in which they appear in the paragraph.

STATION

1

RED

## STATION 6:

Reread the passage and write the main idea in your own words. Then, add TWO supporting details that back up your main idea or topic sentence.

STATION

6

SUPPORTING DETAIL #1



SUPPORTING DETAIL #2

## STATION 4:

Use your reading passage to determine the combination to the 4-digit lock. You're going to have to use your critical thinking skills and do a tiny bit of math. Pay attention because the "clues" below are NOT in order.

The LAST number of the lock is the number years it took to build the

STATION

4

GREEN

## STATION 5:

Answer each multiple choice question below. Then, count the number of times you used each letter answer (ABCD) to reveal your 4 digit code. Answer options may be used more than once or not at all. If a letter option is not used, simply put a zero in the box.

STATION

5

BLUE

Ancient Egypt was established along what river in northeast Africa?

- A. Yellow River
- B. The Nile
- C. Amazon
- D. Nile

How tall was the Great Pyramid of Giza?

- A. Over 400 feet tall

The new pharaoh was buried in the Nile valley. Where was he buried?

- A. Treasure
- B. Clothes
- C. Food
- D. All of the above

- A. Thebes
- B. Karnak
- C. Athens
- D. Giza

A  B  C  D

## STATION 3:

Read each statement below and determine if it is true or false. Write the number of the statement in the box. If the statement is false, write the number of the question in the box. If the statement is true, write the number of the first letter of the word in the box.

STATION

3

YELLOW

A 75

B 25

C 50

D 100

- C. Ancient Egypt was divided into 3 regions by the Nile.
- D. The largest pyramid is the Great Pyramid of Giza.
- E. Howard Carter discovered King Tut's tomb in 1946.
- F. Hieroglyphics is an ancient Egyptian form of writing using pictures and symbols.
- G. During Old Kingdom, Egypt was ruled by pharaohs and Pharaoh Amenemhat built the first pyramid.
- H. The necropolis, or city of the dead, was located on the western bank of the Nile.

4 DIGIT CODE



4 DIGIT CODE

## STATION 2:

First, number ALL the paragraphs on your reading passage. Then, read each statement below and determine which paragraph NUMBER the statement can be found in. Lastly, eliminate ANY answer where the answer was not found in the paragraph. Only ODD numbers are allowed. Write the numbers in the boxes to determine the final code.

STATION

2

ORANGE

A. The pharaohs were buried in the pyramids.

B. The pyramids were built during the Old Kingdom.

C. The pyramids were built during the New Kingdom.

D. The pyramids were built during the Middle Kingdom.

E. The pyramids were built during the Late Kingdom.

F. The pyramids were built during the Pre-Dynastic period.

G. The pyramids were built during the Ptolemaic period.


H. The pyramids were built during the Roman period.

I. The pyramids were built during the Byzantine period.

J. The pyramids were built during the Islamic period.

ELIMINATE ALL EVEN NUMBERS TO DETERMINE THE FINAL CODE.

4 DIGIT CODE



# SAMPLE CUBE



# STATIONS

STATION 1	Students will determine the missing words in the paragraph to reveal a 4 digit code.
STATION 2	Students will number the paragraphs and browse the passage to determine where the answers can be found (paragraph number). After eliminating EVEN numbers, a 4 digit code will be revealed.
STATION 3	Students will read each statement and determine if it is true or false. They will then ADD all TRUE values to find the 4 digit code.
STATION 4	Students will do some basic math here, read the passage to find the answers and then determine the 4 digit code.
STATION 5	Students will answer 6 multiple choice questions which lead them to a 4 digit code based on the number of times they used each "answer".
STATION 6	Option 1: Main idea writing activity Option 2: Color and add topic
TEXT MARKING	OPTIONAL: A color code chart is included in case you want students to mark the text citing evidence of where they found their answers.

**STUDENTS WILL  
USE THE SAME  
READING  
PASSAGE AT  
EACH STATION  
SEEKING  
ANSWERS AND  
TEXT EVIDENCE.**

# HOW IT WORKS



## ENGAGING READING COMPREHENSION PRACTICE!

1

Students work individually (or in pairs) and visit 6 stations, grabbing one side of their cube at each station.

2

Students will answer the questions (found directly in the passage) on their cube sheet before assembly. Students will revisit their reading passage at EACH station!

3

Students will reveal 4-digit codes to move on to the next station. When they finish all stations, they can color and assemble their cube.

**STATION**

Read each statement below and determine if the statement is true, color or shade the corresponding box. If the statement is false, cross out the box. When all stations are finished add the TOTAL of ALL TRUE statements. A 4-digit code has been provided for you. If the code is 1234, the 1 in the first box, the 2 in the second box and so on.

**A** 75

A. Upper Egypt was in the south and Lower Egypt was in the north.

**B** 25

B. The Cultus was a temple built for a specific god.

**C** 50

C. Ancient Egypt went through 3 distinct periods: predynastic, wealthy and united periods.

**D** 100

D. The largest pyramid was the Great Pyramid of Giza, not the Pyramid of Karnak.

**E** 50

E. Howard Carter discovered King Tut's tomb in 1922, not 1946.

**F** 50

F. Hieroglyphics was Ancient Egyptian writing using pictures and symbols.

**G** 50

G. During Old Kingdom, Egypt was united and Pharaoh Amenhotep III built the first pyramid.

**H** 50

H. The necropolis, or "city of the dead," was built on the western bank of the Nile.

**4 DIGIT CODE** → [ ] [ ] [ ] [ ]

# COMBINATION



**Each Cube Code is a winning combination of:**




- stations and movement
- close reading
- comprehension skills
- coloring and stress relief
- secret codes
- cut and paste
- citing evidence
- critical thinking

**Everything a teacher dreams of wrapped up into one FUN and engaging activity!**

# BENEFITS



THINK OUTSIDE THE BOX!

-  ANTICIPATORY SETS
-  UNIT REVIEW
-  EARLY FINISHERS
-  STATIONS
-  SUB PLANS
-  PARTNER WORK
-  ENRICHMENT

-  HANDS-ON
-  CROSS-CURRICULAR
-  HIGHLY ENGAGING

