

CIVIL WAR

ESCAPE ROOM

The image displays several overlapping activity cards for a Civil War escape room. The cards include:

- Station 1:** A card with a question: "After the war, Lincoln's Reconstruction began and lasted until what year?" with options A. 1877, B. 1882, C. 1887, D. 1892. Below it is a 4-digit code lock with the code "3102" and the letter "J".
- Station 2: PARAGRAPHS:** Instructions to read paragraphs and determine which one contains a statement. A 4-digit code lock with the code "1203" and the letter "N".
- Station 3: TRUE OR FALSE:** Instructions to read statements and determine if they are true or false. A 4-digit code lock with the code "75" and the letter "A".
- Station 4:** A card with a paragraph about the Civil War and a 4-digit code lock with the code "1203" and the letter "N".
- Station 5:** A card with a paragraph about the Civil War and a 4-digit code lock with the code "1203" and the letter "N".
- Station 6:** A card with a paragraph about the Civil War and a 4-digit code lock with the code "1203" and the letter "N".

At the bottom, a large white arrow points to the text "STATIONS ACTIVITY".



WHAT'S INCLUDED?

- ✓ READING PASSAGE
- ✓ 5 STATIONS
- ✓ TEACHER GUIDE
- ✓ ANSWER KEY
- ✓ STUDENT DIRECTIONS
- ✓ TEXT MARKING OPTION
- ✓ PROP SIGNS

STATION 1: FILL IN THE BLANK

Use your reading passage to determine the missing words in the paragraph below. Each missing word has a corresponding NUMBER. The 4-digit code for this station will be the NUMBER for each missing word, in the same order in which they appear in the paragraph. Then, record the clue LETTER on your answer sheet.

STATION 2: PARAGRAPHS

First, number ALL the paragraphs on your reading passage. Then, read each statement below and determine which paragraph NUMBER the statement can be found in. Paragraph numbers MAY be used more than one time or not at all. Follow the directions below to reveal the 4-digit code and letter clue.

STATION 3: TRUE OR FALSE

Read each statement below and determine if it is true or false. If the statement is true, color the coin on YOUR answer sheet that corresponds with that question. If the statement is false, cross out that coin value. When you are finished add the TOTAL of ALL TRUE coin values to reveal your letter clue. One digit of the code has been provided for you. If the total is 625, a 6 would go in the first box, the 2 in the second box and so on.

STATION 4: COMBINATION

Use your reading passage to determine the combination to the 4-digit lock for this station. You're going to have to use your critical thinking skills and do a tiny bit of math. Pay attention because the "clues" below are NOT in order. There is room on your answer sheet to do the math.

STATION 5: MULTIPLE CHOICE

Answer each multiple-choice question below. Then, count the number of times you used each letter answer (ABCD) to reveal your 4-digit code. Letters may be used more than once or not at all. If a letter option is not used, put a zero in that box on your answer sheet.

ANSWER RECORDING SHEET

Record your answers for each station on this sheet. Then, use the directions below to determine final 4-digit ALPHA code. Ex: HBDR

STATION CODES

LETTER CLUE

STATION 1	→	<input type="text"/>	<input type="text"/>	<input type="text"/>	<input type="text"/>	CODE
-----------	---	----------------------	----------------------	----------------------	----------------------	------

A	B	C	D	E	F	
---	---	---	---	---	---	--

STATION 2	→	<input type="text"/>	<input type="text"/>	<input type="text"/>	<input type="text"/>	CODE
-----------	---	----------------------	----------------------	----------------------	----------------------	------

ENTER

1

2

3

TEACHER DIRECTION

- 1 Print the reading passage found on [pages 5-6](#) for EACH (front and back).
- 2 Print the answer recording sheet on [page 12](#) for each student group of students.

RECAP: Print pages 5, 6, and 12 for students.

STATION

5

BLUE


THE MISSION

You have been assigned a top-secret mission of utmost importance. A notorious thief has stolen precious gems from a prominent lady, and intelligence reports suggest that they are hidden in a heavily guarded secret vault. In the bustling city of Oakville, Lady Victoria was renowned for her extraordinary

ABOUT THIS ACTIVITY

The reading passage in this packet allows students to practice their comprehension skills after reading the passage. Students will be searching for evidence. Each station includes a question that will reveal a letter clue.

	OVERVIEW
READING PASSAGE	Students will use the reading passage at each station seeking answers and text evidence.
STATION 1	Students will determine the missing word in the paragraph to reveal a 4-digit code.
STATION 2	Students will number the paragraphs in the reading passage to determine where the missing words can be found (paragraph number). After eliminating the incorrect numbers, a 4-digit code will be revealed.
STATION 3	Students will read each statement and determine if it is true or false.



5 STATIONS

STATION 5: MULTIPLE CHOICE


Answer each multiple-choice question below. Then, count how many times you used each letter answer (ABCD) to reveal the code. Letters may be used more than once or not at all. An option is not used, put an X in that box on your answer sheet.

1. What is another way the Union victory was celebrated?
 A. To get rid of Bunker Hill
 B. To add to Gettysburg
 C. To approve Bull Run
 D. To boycott Antietam

2. Where did the Civil War started tension and southern differences?
 A. South Carolina
 B. Maryland
 C. Virginia
 D. None of the above

3. Who was the first President of the Union?
 A. Robert E. Lee
 B. Jefferson Davis
 C. James K. Polk
 D. Ulysses S. Grant

Count how many times you used each letter answer to determine the 4-digit code and record it on your answer sheet.



ANSWER RECORDING SHEET

Record your answers for each station on this sheet. Then, use the directions below to determine final 4-digit ALPHA code. Ex: HBDR

STATION	STATION CODES	LETTER
STATION 1	→ [] [] [] [] [] CODE	
STATION 2	A B C D E F → [] [] [] [] [] CODE	
STATION 3	A 75 B 25 C 50 D 100 E 100 F 75 G 50 H 25 → [] [] [] [] [] CODE	
STATION 4	Do your math in this area: → [] [] [] [] [] CODE	
STATION 5	1 2 3 4 5 6 → A# [] B# [] C# [] D# [] CODE	

STATION 4: COMBINATION

Use your reading passage to determine the combination to the 4-digit lock for this station. You're going to have to use your critical thinking skills and do a tiny bit of math. Pay attention because the "clues" below are NOT in order. There is room on your answer sheet to write the math.


LAST number of the lock is the year the Gettysburg Address was delivered 1863.

SECOND number of the lock is the number of states the Union had when Lincoln was elected 36.

Third number of the lock is the number of states that were not in the Union when Lincoln was elected 6.

Once you determine the 4-digit code, decide if the code uses all EVEN #s, all ODD #s or a combination of both.

ALL EVEN ALL ODD COMBO



STATION 1: FILL IN THE BLANKS

Use your reading passage to determine the missing word in each paragraph below. Each missing word has a corresponding NUMBER. The 4-digit code for this station will be the NUMBER of each missing word in the order in which they appear in the paragraph. Then, use the letter clue to determine the code.


1. _____ 26 _____ 4 _____ 34 _____ 7 _____ 13 _____
 2. Kentuck _____ 5 _____ Texa _____ 8 _____ 16 _____
 3. amende _____ 6 _____ abolish _____ 9 _____

Border _____, included D _____ These state _____ leave the Un _____ Indiana, Co _____ Iowa, Mich _____ Republic _____ as the _____ es was ma _____ keep the no _____ and souther _____ es were no _____ very woul _____ The Union w _____ united count _____ issue of slavery was the primary division between the _____ and southern states. However, economic, political, and differences further caused tensions.

Once you determine the 4-digit code, decide if it uses all EVEN #s, all ODD #s or a combination of both.

ALL EVEN ALL ODD COMBO

B H M



STATION 3: TRUE OR FALSE


Read each statement below and determine if it is true or false. If the statement is true, color the coin on YOUR answer sheet that matches that question. If the statement is false, cross out that coin. Once you are finished coloring, add up the TRUE coin values to determine the final 4-digit code. One digit is provided for you. Example: If you have 625, a 6 would go in the first box, and the second box would be 25.

A 75 A. Ulysses S. Grant was the leader of the Union Army.
 B 25 B. In 1861, President Lincoln issued the Emancipation Proclamation.
 C 50 C. The Confederates were slaveholders.
 D 100 D. The Civil War began in 1861.
 E. _____ major land _____ Confeder _____
 F. _____
 G. _____
 H. The Civil War ended when Grant surrendered Lee at the Appomattox Courthouse in Ohio.

After shading the coins on your answer sheet, add up the TRUE statements to get the final total.

250 300 350

G D W



STATION 2: PARAGRAPHS


First, number ALL the paragraphs on your reading passage. Then, read each statement below and determine which paragraph NUMBER the statement can be found in. Paragraph numbers MAY be used more than once or not at all. Follow the directions below to determine the 4-digit code and letter clue.

A The North relied on industry or factories.
 B The Confederate states were slaveholders.
 C Jefferson Davis was the leader of the Confederation.
 D Some Union soldiers were from Iowa.
 E Every new state had to be a free state.
 F The Civil War officially began when Confederate states fired on Fort Sumter, South Carolina.

ELIMINATE the highest and lowest used paragraph numbers and record the remaining 4-digit code on your answer sheet. Decide which paragraph number was NOT used as a CODE answer.

NO 2 NO 5 NO 4

L C W



STATIONS

ABOUT THIS ACTIVITY

The reading passage in this packet allows students to work on comprehension skills after reading the passage several times searching for evidence. Each station includes a 4-digit code that will reveal a letter clue.


OVERVIEW

READING PASSAGE	Students will use the reading passage at EACH station seeking answers and text evidence.
STATION 1	Students will determine the missing words in the paragraph to reveal a 4-digit code.
STATION 2	Students will number the paragraphs and browse the passage to determine where the answers can be found (paragraph number). After eliminating numbers, a 4-digit code will be revealed.
STATION 3	Students will read each statement and determine if it is true or false. They will then ADD all TRUE values to find the 4-digit code.
STATION 4	Students will do some basic math here, read the passage to find the answers and then determine the 4 digit code.
STATION 5	Students will answer 6 multiple choice questions which lead them to a 4 digit code based on the number of times they used each "ABCD" answer.
TEXT MARKING	OPTIONAL: A color code chart is included in case you want students to mark the text, citing evidence of where they found their answers. (This will increase completion time)

© Think Tank

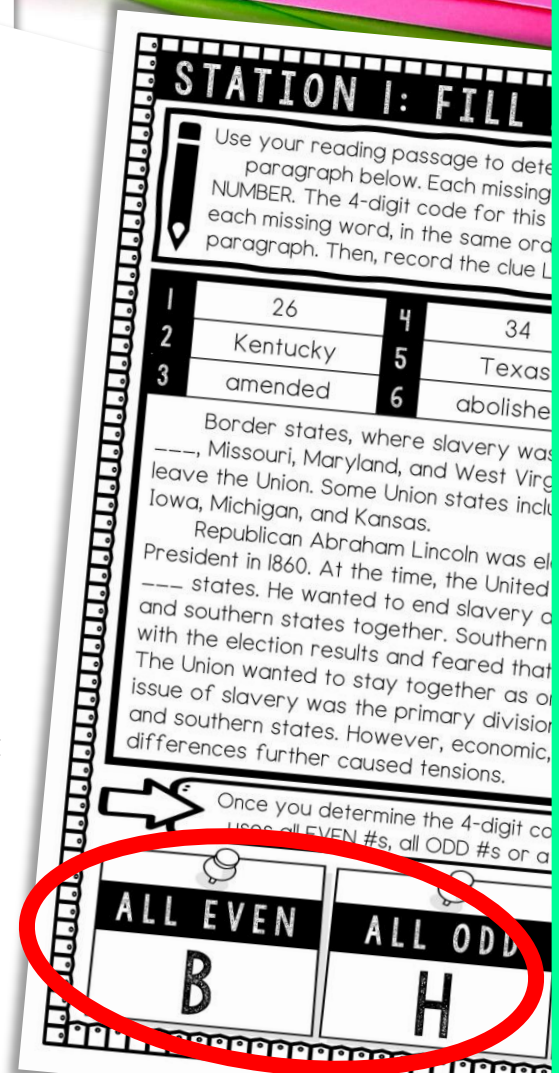
**STUDENTS WILL
USE THE SAME
READING
PASSAGE AT
EACH STATION
SEEKING
ANSWERS AND
TEXT EVIDENCE.**

HOW IT WORKS



ENGAGING READING
COMPREHENSION PRACTICE!

- 1 Students work individually (or in pairs) and visit 5 stations, answer questions, decipher a 4-digit code at each station and grab a "letter" clue for the final alpha code.
- 2 Students will answer the questions (found directly in the passage) on their own recording sheet. Students will have to revisit their reading passage several times at EACH station skimming for answers.



STATION 1: FILL

Use your reading passage to determine the missing word in each paragraph below. Each missing word has a 4-digit code for this station. Write the 4-digit code for each missing word, in the same order as the missing word, in the same order as the missing word. Then, record the clue letter.

1	26	4	34
2	Kentucky	5	Texas
3	amended	6	abolishe

Border states, where slavery was legal, were Missouri, Maryland, and West Virginia. Some Union states included Iowa, Michigan, and Kansas.

Republican Abraham Lincoln was elected President in 1860. At the time, the United States was divided into northern and southern states together. Southern states with the election results and feared that the Union wanted to stay together as one issue of slavery was the primary division between northern and southern states. However, economic differences further caused tensions.

Once you determine the 4-digit code, use all EVEN #s, all ODD #s or a

ALL EVEN	ALL ODD
B	H

BENEFITS

- ✓ STATIONS AND MOVEMENT
- ✓ CLOSE READING
- ✓ COMPREHENSION SKILLS
- ✓ SECRET CODES
- ✓ CITING EVIDENCE
- ✓ CRITICAL THINKING
- ✓ PRINT AND GO
- ✓ ACTIVE LEARNING
- ✓ CROSS-CURRICULAR
- ✓ HIGHLY ENGAGING
- ✓ NO LOCKS NEEDED
- ✓ NO SILLY ENVELOPES TO STUFF
- ✓ NO ODD SHAPES TO CUT OUT



Everything a teacher dreams of wrapped up into one FUN and engaging activity!

USE FOR:



ANTICIPATORY SETS



UNIT REVIEW



EARLY FINISHERS



STATIONS



REWARD ACTIVITY



CENTERS



SUB PLANS



PARTNER WORK



ENRICHMENT

