

MEXICAN-AMERICAN WAR

ESCAPE ROOM

A. Approved
B. Denied
C. Ambushed
D. None of the above

6 What general led the Mexican army?
A. Winfield Scott
B. Napoleon Bonaparte
C. James Bowie
D. Santa Anna

How many times you used each letter answer (ABCD) to solve the 4-digit code and record it on your answer sheet.

2013	3021
J	N

Alamo lasted MINUS 4.

The FIRST number of the lock is the day in May of 1846 that war was officially declared MINUS 10.

The THIRD number of the lock is the number president James Polk served as MINUS 9.

Once you determine the 4-digit code, decide if the code uses all EVEN #s, all ODD #s or a combination of both.

ALL EVEN	ALL ODD	COMBO
	K	P

Louisiana 5 Alamo 7 Mexico 8 Florida 9 19th

The US had already increased in size before the Mexican-American War through different deals. The ____ Purchase by Thomas Jefferson in 1803 had doubled the size of the United States making their territory expand to the Mississippi River. Then, Florida was acquired as the ____ state, and the United States grew larger again.

After years of conflict with Mexico, Texas wanted to separate from Mexico. In 1836, Texas declared independence from _____. They formed the Republic of Texas. When the Texans over a fort called the _____. Some Texans wanted to abandon the fort. Others did not. In the end, the 13-day Alamo battle was a large loss when 200 Texans were killed. "Remember the Alamo" became the war cry of Texas during the Mexican-American War.

Once you determine the 4-digit code, decide if the code uses all EVEN #s, all ODD #s or a combination of both.

ALL EVEN	ALL ODD	COMBO
B		M

STATION 2: PARAGRAPHS

First, number ALL the paragraphs on your reading passage. Then, read each statement below and determine which paragraph NUMBER the statement can be found in. Paragraph numbers MAY be used more than one time or not at all. Use the directions below to reveal the 4-digit code and let me know how you did!

A Florida was acquired as the 27th state, and the United States grew larger again.

B Roughly 29 battles were fought during the Mexican-American War with 10 being major battles.

C Congress wanted to keep an equal balance of slave and free states.

D Manifest Destiny was the belief that US citizens should have as much influence over as much land as possible.

STATION 3: TRUE OR FALSE

Read each statement below and determine if it is true or false. If the statement is true, color the coin on YOUR answer sheet that corresponds with that question. If the statement is false, cross out that coin value. When you are finished add the TOTAL of ALL TRUE coin values to reveal your letter clue. One digit of the code has been provided for you. If the total is 625, a 6 would go in the first box, the 2 in the second box and so on.

A 75	A. The Treaty of Ghent ended the Mexican-American War in 1851.	E 100
B 25	B. A journalist named John O'Sullivan coined the phrase 'Manifest Destiny'.	F
	C. The Louisiana Purchase by Thomas Jefferson in 1801 had quadrupled the size of the U.S.	
	D. General Winfield Scott led the Mexican army to victory at the Battle of Buena Vista.	

MEXICAN-AMERICAN WAR

The Mexican-American War (1846-1848), also known as the Mexican War, was mostly fought over the state of Texas. The present-day states of California, Utah, Nevada, Arizona, and New Mexico were all acquired as a result of the war. Before 1846, much of this land was believed that the United States should spread their influence over the United States should try to spread their influence over the United States they could. A journalist named John O'Sullivan coined the phrase 'Manifest Destiny' in a newspaper article. The US had already increased in size of the United States through different deals. The Louisiana Purchase of 1803 had doubled the size of the United States. Then, Florida was acquired as a result of the war.

THINK TANK

STATIONS ACTIVITY

WHAT'S INCLUDED?

- ✓ READING PASSAGE
- ✓ 5 STATIONS
- ✓ TEACHER GUIDE
- ✓ ANSWER KEY
- ✓ STUDENT DIRECTIONS
- ✓ TEXT MARKING OPTION
- ✓ PROP SIGNS

STATION 1: FILL IN THE BLANK

Use your reading passage to determine the missing words in the paragraph below. Each missing word has a corresponding NUMBER. The 4-digit code for this station will be the NUMBER for each missing word, in the same order in which they appear in the paragraph. Then, record the clue LETTER on your answer sheet.

STATION 2: PARAGRAPHS

First, number ALL the paragraphs on your reading passage. Then, read each statement below and determine which paragraph NUMBER the statement can be found in. Paragraph numbers MAY be used more than one time or not at all. Follow the directions below to reveal the 4-digit code and letter clue.

STATION 3: TRUE OR FALSE

Read each statement below and determine if it is true or false. If the statement is true, color the coin on YOUR answer sheet that corresponds with that question. If the statement is false, cross out that coin value. When you are finished add the TOTAL of ALL TRUE coin values to reveal your letter clue. One digit of the code has been provided for you. If the total is 625, a 6 would go in the first box, the 2 in the second box and so on.

STATION 4: COMBINATION

Use your reading passage to determine the combination to the 4-digit lock for this station. You're going to have to use your critical thinking skills and do a tiny bit of math. Pay attention because the "clues" below are NOT in order. There is room on your answer sheet to do the math.

STATION 5: MULTIPLE CHOICE

Answer each multiple-choice question below. Then, count the number of times you used each letter answer (ABCD) to reveal your 4-digit code. Letters may be used more than once or not at all. If a letter option is not used, put a zero in that box on your answer sheet.

ANSWER RECORDING SHEET

Record your answers for each station on this sheet. Then, use the directions below to determine final 4-digit ALPHA code. Ex: HBDR

STATION CODES

LETTER CLUE

STATION 1	→	<input type="text"/>	<input type="text"/>	<input type="text"/>	<input type="text"/>	CODE
-----------	---	----------------------	----------------------	----------------------	----------------------	------

A	B	C	D	E	F	
---	---	---	---	---	---	--

STATION 2	→	<input type="text"/>	<input type="text"/>	<input type="text"/>	<input type="text"/>	CODE
-----------	---	----------------------	----------------------	----------------------	----------------------	------

ENTER

1

2

3

TEACHER DIRECTION

- 1 Print the reading passage found on [pages 5-6](#) for EACH (front and back).
- 2 Print the answer recording sheet on [page 12](#) for each student group of students.

RECAP: Print pages 5, 6, and 12 for students.

STATION

5

BLUE


THE MISSION

You have been assigned a top-secret mission of utmost importance. A notorious thief has stolen precious gems from a prominent lady, and intelligence reports suggest that they are hidden in a heavily guarded secret vault. In the bustling city of Oakville, Lady Victoria was renowned for her extraordinary

ABOUT THIS ACTIVITY

The reading passage in this packet allows students to practice their comprehension skills after reading the passage. Students will be searching for evidence. Each station includes a question that will reveal a letter clue.

	OVERVIEW
READING PASSAGE	Students will use the reading passage at each station seeking answers and text evidence.
STATION 1	Students will determine the missing word in the paragraph to reveal a 4-digit code.
STATION 2	Students will number the paragraphs in the reading passage to determine where the missing words can be found (paragraph number). After eliminating the incorrect numbers, a 4-digit code will be revealed.
STATION 3	Students will read each statement and determine if it is true or false.



5 STATIONS

STATION 5: MULTIPLE CHOICE

Answer each multiple-choice question below. Then, count how many times you used each letter answer (ABCD) to reveal the code. Letters may be used more than once or not at all. If an option is not used, put an X in that box on your answer sheet.

1. What state was admitted to the Union as the 27th U.S. state?

A. Texas
B. Georgia
C. Florida
D. Louisiana


2. Polk tried to purchase the territory of the word _____ from Mexico. What was the name of the territory?

A. New Mexico
B. Utah
C. Arizona
D. All of the above

3. The disputed territory between the United States and Mexico was called _____.

A. Thames River
B. Colorado River
C. Potomac River
D. Nueces River

Count how many times you used each letter answer to determine the 4-digit code and record it on your answer sheet.



ANSWER RECORDING SHEET

Record your answers for each station on this sheet. Then, use the directions below to determine final 4-digit ALPHA code. Ex: HBDR

STATION	STATION CODES	LETTER
STATION 1	<input type="text"/> <input type="text"/> <input type="text"/> <input type="text"/>	
STATION 2	A B C D E F	
STATION 3	<input type="text"/> <input type="text"/> <input type="text"/> <input type="text"/>	
STATION 4	<input type="text"/> <input type="text"/> <input type="text"/> <input type="text"/>	
STATION 5	<input type="text"/> <input type="text"/> <input type="text"/> <input type="text"/>	

Do your math in this area:

1 2 3 4 5 6

A# B# C# D#

STATION 4: COMBINATION

Use your reading passage to determine the combination to the 4-digit lock for this station. You're going to have to use your critical thinking skills and do a tiny bit of math. Pay attention because the "clues" below are NOT in order. There is room on your answer sheet to do the math.

1. The LAST number of the lock is the number state Texas officially became state _____.


2. The SECOND number of the lock is the number of days that _____.

3. The THIRD number of the lock is the year that _____ war was _____.

4. The FOURTH number of the lock is the year that _____.

Once you determine the 4-digit code, decide if the code uses all EVEN #s, all ODD #s or a combination of both.

ALL EVEN **ALL ODD** **COMBO**



STATION 1: FILL IN THE BLANK

Use your reading passage to determine the missing word in each paragraph below. Each missing word has a correct NUMBER. The 4-digit code for this station will be the NUMBER of each missing word in the order in which they appear in the paragraph. The code will be recorded on your answer sheet.

1. _____ was the 27th state admitted to the Union.

2. _____ was the first capital of the state.

3. _____ was the first capital of the state.

4. _____ was the first capital of the state.

5. _____ was the first capital of the state.

6. _____ was the first capital of the state.

7. _____ was the first capital of the state.

8. _____ was the first capital of the state.


9. _____ was the first capital of the state.

10. _____ was the first capital of the state.

Once you determine the 4-digit code, decide if the code uses all EVEN #s, all ODD #s or a combination of both.

ALL EVEN **ALL ODD** **COMBO**

B **H** **M**



STATION 3: TRUE OR FALSE

Read each statement below and determine if it is true or false. If the statement is true, color the coin on YOUR answer sheet that matches that question. If the statement is false, cross out that coin. Once you are finished coloring the coins, add up the TRUE coin values to determine the 4-digit code. One digit of the code will be provided for you.

A. The Treaty of Ghent ended the Mexican-American War in 1851.

B. A gold miner named John O'Sullivan coined the phrase 'Manifest Destiny'.

C. _____ was the first president of the United States.

D. _____ was the first president of the United States.

E. _____ was the first president of the United States.

F. _____ was the first president of the United States.


G. _____ was the first president of the United States.

H. The treaty was ratified (denied) by the US Congress on June 10th.

After shading the coins on your answer sheet, add up the TRUE statements to get the final total.

250 **350** **4**

G **D**



STATION 2: PARAGRAPHS

First, number ALL the paragraphs on your reading passage. Then, read each statement below and determine which paragraph NUMBER the statement can be found in. Paragraph numbers MAY be used more than once or not at all. Follow the directions below to determine the 4-digit code and letter clue.

A. Florida was admitted as the 27th state, the United States grew larger again.

B. Roughly 29 battles were fought during the Mexican-American War with 10 battles.

C. Congress was forced to give up the slave states and free states.

D. Manifest Destiny was the belief that Americans should spread their influence across the continent.

E. The Mexican-American War was the Invasion of Mexico.

F. In 1845, Texas became the 28th state.

1. ELIMINATE the highest and lowest used paragraph numbers and record the remaining 4-digit code on your answer sheet. 2. Decide which paragraph number was NOT used as a CODE answer.

NO 4 **NO 5** **NO 3**

L **C** **S**



STATIONS

ABOUT THIS ACTIVITY

The reading passage in this packet allows students to work on comprehension skills after reading the passage several times searching for evidence. Each station includes a 4-digit code that will reveal a letter clue.


OVERVIEW

READING PASSAGE	Students will use the reading passage at EACH station seeking answers and text evidence.
STATION 1	Students will determine the missing words in the paragraph to reveal a 4-digit code.
STATION 2	Students will number the paragraphs and browse the passage to determine where the answers can be found (paragraph number). After eliminating numbers, a 4-digit code will be revealed.
STATION 3	Students will read each statement and determine if it is true or false. They will then ADD all TRUE values to find the 4-digit code.
STATION 4	Students will do some basic math here, read the passage to find the answers and then determine the 4 digit code.
STATION 5	Students will answer 6 multiple choice questions which lead them to a 4 digit code based on the number of times they used each "ABCD" answer.
TEXT MARKING	OPTIONAL: A color code chart is included in case you want students to mark the text, citing evidence of where they found their answers. (This will increase completion time)

© Think Tank

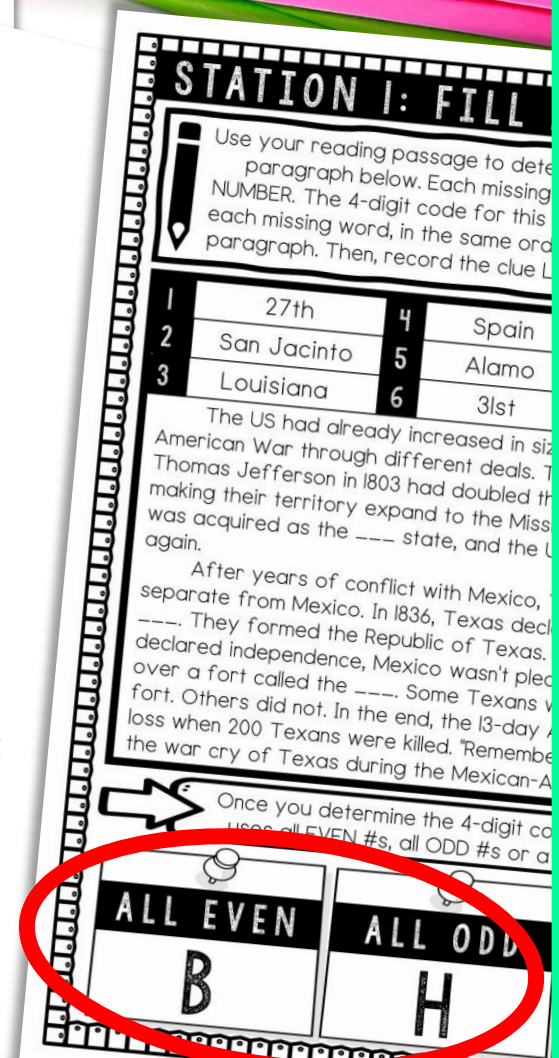
**STUDENTS WILL
USE THE SAME
READING
PASSAGE AT
EACH STATION
SEEKING
ANSWERS AND
TEXT EVIDENCE.**

HOW IT WORKS



ENGAGING READING
COMPREHENSION PRACTICE!

- 1 Students work individually (or in pairs) and visit 5 stations, answer questions, decipher a 4-digit code at each station and grab a "letter" clue for the final alpha code.
- 2 Students will answer the questions (found directly in the passage) on their own recording sheet. Students will have to revisit their reading passage several times at EACH station skimming for answers.



STATION 1: FILL

Use your reading passage to determine the missing word in each paragraph below. Each missing word is represented by a NUMBER. The 4-digit code for this station is formed by the numbers of each missing word, in the same order as they appear in the paragraph. Then, record the clue L

1	27th	4	Spain
2	San Jacinto	5	Alamo
3	Louisiana	6	31st

The US had already increased in size during the American War through different deals. Thomas Jefferson in 1803 had doubled the size of the US by making their territory expand to the Mississippi River. The state was acquired as the --- state, and the US had to fight the war again.

After years of conflict with Mexico, Texas decided to separate from Mexico. In 1836, Texas declared independence, Mexico wasn't pleased. They formed the Republic of Texas. Some Texans were over a fort called the ---. Some Texans were not. In the end, the 13-day battle was a loss when 200 Texans were killed. "Remember the Alamo" was the war cry of Texas during the Mexican-American War.

Once you determine the 4-digit code, record it in the box below. Use ALL EVEN #s, all ODD #s or a combination.

ALL EVEN	ALL ODD
B	H

BENEFITS

- ✓ STATIONS AND MOVEMENT
- ✓ CLOSE READING
- ✓ COMPREHENSION SKILLS
- ✓ SECRET CODES
- ✓ CITING EVIDENCE
- ✓ CRITICAL THINKING
- ✓ PRINT AND GO
- ✓ ACTIVE LEARNING
- ✓ CROSS-CURRICULAR
- ✓ HIGHLY ENGAGING
- ✓ NO LOCKS NEEDED
- ✓ NO SILLY ENVELOPES TO STUFF
- ✓ NO ODD SHAPES TO CUT OUT



Everything a teacher dreams of wrapped up into one FUN and engaging activity!

USE FOR:



ANTICIPATORY SETS



UNIT REVIEW



EARLY FINISHERS



STATIONS



REWARD ACTIVITY



CENTERS



SUB PLANS



PARTNER WORK



ENRICHMENT

