

MEDIEVAL KNIGHTS

SCAVENGER HUNT

Q3 How many freedoms are included in the 1st Amendment?

Q4 What is another word for liberties (found in parenthesis)?

Q5 What is a change or addition to the U.S. Constitution known as?

Q6 Many of the delegates from states would not ratify, or sign the Constitution.

Q7 The Bill of Rights has provided the foundation of freedom for all ____.

Q8 Who drafted a Bill of Rights that had 19 amendments?




















Q9 What word means plan of government?

Q10

Record the letters for each answer to each question. Use the alpha code to find the corresponding letter. If the answer to Question #1 was "A", you would write "A" in the box next to Q1.

Q6	Q7	Q8	Q9	Q10
<input type="checkbox"/>	<input type="checkbox"/>	<input type="checkbox"/>	<input type="checkbox"/>	<input type="checkbox"/>

ALPHA CODE

 =D	 =L	 =I
 =E	 =M	 =U
 =F	 =N	 =V
 =G	 =O	 =W
 =H	 =P	 =X
 =I	 =Q	 =Y
	 =R	=Z



Record the letters for each answer to each question. Use the alpha code to find the corresponding letter. If the answer to Question #1 was "A", you would write "A" in the box next to Q1.

Q1	Q2	Q3	Q4	Q5
<input type="checkbox"/>	<input type="checkbox"/>	<input type="checkbox"/>	<input type="checkbox"/>	<input type="checkbox"/>

CARD #1




In European history, the Middle Ages refers to a time between 400-1500 AD, from the fall of the Roman Empire to the Renaissance. The Middle Ages is also known as the Medieval Age or the Dark Ages. Europeans developed a feudal system and lords (landowners) built castles. The lords gave land to knights, in exchange for protection and defense.

THINK TANK

	
DEFENSE	DARK

CARD #3

Training was important in order to become a knight. Around age seven, the boys would become pages and serve the knight they were shadowing. This meant serving meals, cleaning, and delivering messages. The pages would also learn how to care for horses, how to hold and use wooden swords, along with basic battle tactics. The wooden swords were called a quintain.

		
QUINTAIN	SHADOWING	

WHAT'S INCLUDED?

- ✓ 10 READING CARDS
- ✓ 10 QUESTIONS
- ✓ RECORDING SHEET
- ✓ ANSWER KEY
- ✓ STUDENT DIRECTIONS
- ✓ TEACHER DIRECTIONS
- ✓ EXTENSION ACTIVITIES

CARD #1

In European history, the Middle Ages refers to a time between 400-1500 AD, from the fall of the Roman Empire to the Renaissance. The Middle Ages is also known as the Medieval Age or the Dark Ages. Europeans developed a feudal system and lords (landowners) built

CARD #3

Training was important in order to become a knight. Around age seven, the boys would become a page and serve the knight they were shadowing. This meant serving meals, cleaning, and delivering messages. The pages would also learn how to care for horses, how to hold and use wooden

CARD #5

A squire would become a knight at 18-21 years old. The squire needed to bathe well and pray in church overnight. In the morning, they would wear a white shirt and belt representing purity, brown or black stockings to represent being grounded to the earth, and a scarlet cloak to show they were willing to shed their own blood in battle for their king and his people. He was given a sword with two sharp edges, one representing justice, the other representing loyalty and chivalry. With his sword, the squire was knighted or "dubbed" knight by a simple tap on both shoulders while he was kneeling.



PURITY



SCARLET



BROWN

CARD #7

Other tools that a knight had to be familiar with were his sword, shield, mace, and lance. A lance is a long pole that tapers to a point on the end. This was used to unseat other knights from their horses while remaining firmly in the saddle of their own horse; this action is also known as a joust. The mace was a club with a big steel head.



MACE



LANCE



SADDLE

CARD #9

Knights often had a coat of arms with a special symbol that represented them. These symbols were first used to distinguish one knight from another. People had the job of tracking the symbols on different coats of arms. Using a coat of arms had different meanings. Red represented nobility, blue was used for knowledge, and green



KNOWLEDGE



SYMBOL

HOW IT WORKS

NUM
answ
IS NE
stud
answ
ALP
invol
(four
code
befw
revie

All y
them
read
AND
It do
stati
stud
choo
diffe
When
what

ANSWER SHEET - NUMERIC CODE

Record the card number where you FOUND the answer to each question. Questions #1-10 will NOT be found on card #1. You have to read each reading card to find your answer. The card number you find is the answer. Write the letter for the right code in the space provided.

How many questions did you answer correctly? _____

How many questions did you miss? _____

How many questions did you get wrong? _____

How many questions did you get right? _____

CARD #1

The Bill of Rights is a part of the original US Constitution. It includes the first ten amendments. An amendment is a change to the US Constitution. Each of the ten amendments outlines very different issues. These amendments guarantee basic rights and freedoms to the citizens of the United States. The Bill of Rights was drafted independently from the US Constitution, then added later. Before the Constitution, the original 13 states were under the authority of the Articles of Confederation.

FREEDOMS ARTICLES OF CONFEDERATION AMENDMENT

CARD #S AND QUESTIONS

Write the answer to each question in the space provided. If you are unsure you are writing the correct answer, write "I don't know".

Record the card number where you FOUND the answer to each question.

Q1	Q2	Q3	Q4	Q5	Q6	Q7	Q8	Q9	Q10
----	----	----	----	----	----	----	----	----	-----

NUMERIC CODE

Eliminate the highest & lowest number used as your answer. All numbers that are spelled with just one letter are spelled with the letter F. Numbers that are spelled with two letters are spelled with the letter S. Numbers that are spelled with three letters are spelled with the letter L. Numbers that are spelled with four letters are spelled with the letter K. Numbers that are spelled with five letters are spelled with the letter H. Numbers that are spelled with six letters are spelled with the letter G. Numbers that are spelled with seven letters are spelled with the letter A. Numbers that are spelled with eight letters are spelled with the letter N. Numbers that are spelled with nine letters are spelled with the letter M. Numbers that are spelled with ten letters are spelled with the letter P. Numbers that are spelled with eleven letters are spelled with the letter Q. Numbers that are spelled with twelve letters are spelled with the letter R. Numbers that are spelled with thirteen letters are spelled with the letter T. Numbers that are spelled with fourteen letters are spelled with the letter U. Numbers that are spelled with fifteen letters are spelled with the letter V. Numbers that are spelled with sixteen letters are spelled with the letter W. Numbers that are spelled with seventeen letters are spelled with the letter X. Numbers that are spelled with eighteen letters are spelled with the letter Y. Numbers that are spelled with nineteen letters are spelled with the letter Z.

ANSWER KEY

1	2	3	4	5	6	7	8	9	10
=A	=B	=C	=D	=E	=F	=G	=H	=I	=J
=K	=L	=M	=N	=O	=P	=Q	=R	=S	=T
=U	=V	=W	=X	=Y	=Z				

SUMMARY

TOPIC SENTENCE

SUPPORTING DETAIL SUPPORTING DETAIL

VOCABULARY PRACTICE

Directions: Choose 5 words from the reading cards that are unfamiliar or new to you and fill in the chart below.

WORD	PICTURE	DEFINITION

Record the letters for each corresponding letter. If the answer is a word, write the word in the space provided.

LETTERS


Q1	Q2	Q3	Q4
----	----	----	----


Eliminate the high

10 READING CARDS

CARD #1


In European history, the Middle Ages is a time between 400-1500 AD, from the fall of the Roman Empire to the Renaissance. The Middle Ages is also known as the Medieval Ages or the Dark Ages. Europeans developed the feudal system and lords (landowners) gave land to knights in return for protection and defense.


RENAISSANCE


DEFENSE


CARD #2


During the Middle Ages, there were three types of soldiers: foot soldiers, archers, and knights. Some of the most elite members of the Middle Ages were knights. Around the ages of seven, young boys who wanted to be a knight and start their training had to be born wealthy and into a noble family.



MACE

CARD #3

Training was important in order to become a knight. Around age seven, the boys would be sent to a page and serve the knight they were shadowing. This meant serving meals, cleaning, and delivering messages. The pages would also learn how to care for horses, how to hold and use weapons, and how to use magic. The pages who used swords were called squires.



TRAINING



QUINTAIN



SHADOWING

CARD #4

Once they were a teenager, around age 14, the knight training became squires. The word squire meant "shield bearer." A squire had more important responsibilities than a page. Squires began using real weapons, cleaning a knight's armor, taking care of his weapons in peacetime, and began their education in chivalry. The Code of Chivalry was the medieval practice of being a knight.



KNOWLEDGE



SYMBOL



NOBILITY

CARD #5

A squire would become a knight at 18-21 years old. The squire needed to bathe well and pray in church overnight. In the morning, they would wear a white shirt and belt representing purity, brown or black stockings to represent being grounded to the earth, and a scarlet cloak to show they were willing to shed their own blood in battle for their king and his people. He was given a sword with two sharp edges, one representing justice, the other representing loyalty and chivalry. With his sword, the squire was knighted or "dubbed" knight by a simple tap on both shoulders while he was kneeling.


PURITY


SCARLET


BROWN

CARD #6


Knights had to train constantly to maintain their strength and to be ready for battle whenever they were called upon. All knights needed to ride a horse well.


CARD #7

Other tools that a knight had to use were his sword, shield, mace, and lance. A lance is a long pole that tapers to a point on the end. This was used to unhelm knights from their horses while they were firmly in the saddle of the horse. The mace action is also known as a "mace" because it was a club with a rounded end.

CARD #8

To get used to wearing armor, knights practiced battling in full armor. This practice was partially obscured through the years as knights began to protect his face and neck with armor with a helmet called a surcoat that could weigh as much as fifty pounds.


FIFTY



VISION


CARD #9

Knights often had a coat of arms with a special symbol that represented their family. These symbols were first used to distinguish one knight from another. People called heralds had the job of tracking the symbols and colors used in coats of arms. Using color in coats of arms had different meanings. Red represented love, black for knowledge, and green for hope.

CARD #10










In times of war, knights used their skills in battle. In times of peace, they trained for competitions with other knights. The tournaments would test their battle skills with dull swords, jousting competitions with lance and accuracy with a bow and arrow. Jousting was later outlawed in France in 1559 after King Henry II was killed in a jousting tournament.


COMPETITIONS


JOUSTING

ANSWER SHEET: ALPHA CODE

Use the decoder to determine which LETTER your answer choice indicates (based on the questions on the other page). Refer back to the card WHERE you FOUND the answer to determine the letters.

 =A	 =J	 =S
 =B	 =K	 =T
 =C	 =L	 =U

ANSWER SHEET: NUMERIC CODE

Answer the questions below by skimming the reading cards seeking TEXT EVIDENCE. Question #1 will NOT be found on card #1, you'll have to visit each reading card to find your answer. Be sure to indicate WHERE you found the answer at the bottom of this page. Then, refer back to THAT card (where you FOUND the answer) to determine the letter for the ALPHA code on the next page.

<p>Q1 What word meant "shield-bearer"?</p>	<p>Q6 The three main types of soldiers were foot soldiers, _____, and knights.</p>
<p>Q2 _____ was a club with a big stone head.</p>	<p>Q7 What color cloak would a squire becoming a knight wear?</p>
<p>Q3 King _____ was killed in a jousting tournament.</p>	<p>Q8 What was the wooden sword of a page called?</p>
<p>Q4 The Middle Ages were between the Roman Empire and _____.</p>	<p>Q9 What was a knight's war horse called?</p>
<p>Q5 What did the _____ on a coat of arms represent?</p>	<p>Q10 A suit of armor with a helmet could weigh as much as _____ pounds.</p>

Refer to the card number where you FOUND the answer to each question.

<input type="checkbox"/>	<input type="checkbox"/>	<input type="checkbox"/>	<input type="checkbox"/>	<input type="checkbox"/>	<input type="checkbox"/>	<input type="checkbox"/>	<input type="checkbox"/>	<input type="checkbox"/>	<input type="checkbox"/>
Q3	Q4	Q5	Q6	Q7	Q8	Q9	Q10		

CITE EVIDENCE



ANSWER SHEET: NUMERIC CODE

Answer the questions below by skimming the reading cards seeking TEXT EVIDENCE. Question # 1 will NOT be found on card # 1, you'll have to visit each reading card to find your answer. Be sure to indicate WHERE you found the answer at the bottom of this page. Then, refer back to THAT card (where you FOUND the answer) to determine the letter for the ALPHA code on the next page.

Q1 What word meant "shield-bearer"?	Q6 The three main types of soldiers were foot soldiers, ---, and knights.
Q2 The --- was a club with a big steel head.	Q7 What color cloak would a squire becoming a knight wear?
Q3 King --- II was killed in a jousting tournament.	Q8 What was the wooden sword of a page called?
Q4 The Middle Ages was between the Roman Empire and the ---.	Q9 What was a knight's war horse called?
Q5 What did the color red on a coat of arms represent?	Q10 A suit of armor with a helmet could weigh as much as --- pounds.

Write the card number where you FOUND the answer to each question.

<input type="checkbox"/>	<input type="checkbox"/>	<input type="checkbox"/>	<input type="checkbox"/>	<input type="checkbox"/>	<input type="checkbox"/>	<input type="checkbox"/>	<input type="checkbox"/>	<input type="checkbox"/>	<input type="checkbox"/>	<input type="checkbox"/>
Q1	Q2	Q3	Q4	Q5	Q6	Q7	Q8	Q9	Q10	

ALPHA CODE

For each answer below, then use the decoder to grab the correct letter. If the answer to Question # 1 was a crown, the letter would be C.

<input type="checkbox"/>	<input type="checkbox"/>	<input type="checkbox"/>	<input type="checkbox"/>	<input type="checkbox"/>	<input type="checkbox"/>	<input type="checkbox"/>	<input type="checkbox"/>	<input type="checkbox"/>	<input type="checkbox"/>	<input type="checkbox"/>
Q1	Q2	Q3	Q4	Q5	Q6	Q7	Q8	Q9	Q10	

Eliminate the highest & lowest number used as one of YOUR answers.
Get rid of all numbers that are not used as one of YOUR answers.

Eliminate the highest CONSONANT used as one of YOUR answers.
Eliminate the lowest CONSONANT used as one of YOUR answers.

4 letters remain? Do not change the order.

1

STUDENTS MAY START AT ANY QUESTION AND VISIT THE CARDS SEVERAL TIMES SEEKING TEXT EVIDENCE.

2

STUDENTS WILL RECORD WHERE THEY FOUND THE ANSWER.

3

STUDENTS WILL USE THE CLUES TO DETERMINE A 4-DIGIT ALPHA CODE AND 4-DIGIT NUMERIC CODE.

COMBINATION










This scavenger hunt is a winning combination of:

- ✓ movement
- ✓ close reading
- ✓ comprehension skills
- ✓ secret codes
- ✓ citing evidence
- ✓ critical thinking

Everything a teacher dreams of wrapped up into one FUN and engaging activity!

OPTIONS

THINK OUTSIDE THE BOX!

-  Anticipatory sets
-  Unit review
-  Early finishers
-  Stations
-  Sub plans
-  Partner work
-  Enrichment

-  Movement
-  Cross-curricular
-  Highly engaging

