

ANCIENT EGYPT

ESCAPE ROOM

The image displays several overlapping activity cards for an Ancient Egypt escape room. The cards include:

- Station 1:** A card with a multiple-choice question: "What was the growing season known as?" with options A. Ta-Peret, B. Ta-Shemau, C. Ta-Akhet, and D. Ta-Mehu. Below it is a grid with numbers 1032 and 1203, and letters J and N.
- Station 2: PARAGRAPHS:** A card with a reading passage about the Nile River and its benefits. It includes a 4-digit code lock with options: ALL EVEN (J), ALL ODD (K), and COMBO (P).
- Station 3: TRUE OR FALSE:** A card with a reading passage and a true/false question. It includes a 4-digit code lock with options: A (75), B (25), C (100), and D (F).
- Station 4:** A card with a reading passage about Ancient Egypt and its agricultural methods. It includes a 4-digit code lock with options: ALL EVEN (B), ALL ODD (M), and COMBO (A).

A large white arrow points to the text **STATIONS ACTIVITY** at the bottom of the image. A circular logo with the text **THINK TANK** is also visible in the bottom right corner.

WHAT'S INCLUDED?

- ✓ READING PASSAGE
- ✓ 5 STATIONS
- ✓ TEACHER GUIDE
- ✓ ANSWER KEY
- ✓ STUDENT DIRECTIONS
- ✓ TEXT MARKING OPTION
- ✓ PROP SIGNS

STATION 1: FILL IN THE BLANK

Use your reading passage to determine the missing words in the paragraph below. Each missing word has a corresponding NUMBER. The 4-digit code for this station will be the NUMBER for each missing word, in the same order in which they appear in the paragraph. Then, record the clue LETTER on your answer sheet.

STATION 2: PARAGRAPHS

First, number ALL the paragraphs on your reading passage. Then, read each statement below and determine which paragraph NUMBER the statement can be found in. Paragraph numbers MAY be used more than one time or not at all. Follow the directions below to reveal the 4-digit code and letter clue.

STATION 3: TRUE OR FALSE

Read each statement below and determine if it is true or false. If the statement is true, color the coin on YOUR answer sheet that corresponds with that question. If the statement is false, cross out that coin value. When you are finished add the TOTAL of ALL TRUE coin values to reveal your letter clue. One digit of the code has been provided for you. If the total is 625, a 6 would go in the first box, the 2 in the second box and so on.

STATION 4: COMBINATION

Use your reading passage to determine the combination to the 4-digit lock for this station. You're going to have to use your critical thinking skills and do a tiny bit of math. Pay attention because the "clues" below are NOT in order. There is room on your answer sheet to do the math.

STATION 5: MULTIPLE CHOICE

Answer each multiple-choice question below. Then, count the number of times you used each letter answer (ABCD) to reveal your 4-digit code. Letters may be used more than once or not at all. If a letter option is not used, put a zero in that box on your answer sheet.

ANSWER RECORDING SHEET

Record your answers for each station on this sheet. Then, use the directions below to determine final 4-digit ALPHA code. Ex: HBDR

STATION CODES

LETTER CLUE

STATION 1	→	<input type="text"/>	<input type="text"/>	<input type="text"/>	<input type="text"/>	CODE	<input type="text"/>
-----------	---	----------------------	----------------------	----------------------	----------------------	------	----------------------

A	B	C	D	E	F	<input type="text"/>
---	---	---	---	---	---	----------------------

STATION 2	→	<input type="text"/>	<input type="text"/>	<input type="text"/>	<input type="text"/>	CODE	<input type="text"/>
-----------	---	----------------------	----------------------	----------------------	----------------------	------	----------------------

ENTER

1

2

3

TEACHER DIRECTION

- 1 Print the reading passage found on [pages 5-6](#) for EACH (front and back).
- 2 Print the answer recording sheet on [page 12](#) for each student group of students.

RECAP: Print pages 5, 6, and 12 for students.

STATION

5

BLUE


THE MISSION

You have been assigned a top-secret mission of utmost importance. A notorious thief has stolen precious gems from a prominent lady, and intelligence reports suggest that they are hidden in a heavily guarded secret vault. In the bustling city of Oakville, Lady Victoria was renowned for her extraordinary

ABOUT THIS ACTIVITY

The reading passage in this packet allows students to practice comprehension skills after reading the passage. Each station includes a question that will reveal a letter clue.

	OVERVIEW
READING PASSAGE	Students will use the reading passage at each station seeking answers and text evidence.
STATION 1	Students will determine the missing word in the paragraph to reveal a 4-digit code.
STATION 2	Students will number the paragraphs in the reading passage to determine where the missing words can be found (paragraph number). After eliminating the incorrect numbers, a 4-digit code will be revealed.
STATION 3	Students will read each statement and determine if it is true or false.



5 STATIONS

STATION 5: MULTIPLE CHOICE

Answer each multiple-choice question below. Then, count the number of times you used each letter answer (ABCD) to reveal the code. Letters may be used more than once or not at all. An option is not used, put an X in that box on your answer sheet.

1. The Great Pyramid of Giza and the Sphinx have their largest pyramid in which city?

A. Karnak
B. Giza
C. Shemu
D. Cairo


2. Which famous pharaoh ruled Lower Egypt during the New Kingdom?

A. Thutmose III
B. Ramses II
C. Tutankhamun
D. All of the above

3. Who was the god of the underworld?

A. Thoth
B. Osiris
C. Horus
D. Shemu

Count how many times you used each letter answer to determine the 4-digit code and record it on your answer sheet.



ANSWER RECORDING SHEET

Record your answers for each station on this sheet. Then, use the directions below to determine final 4-digit ALPHA code. Ex: HBDR

STATION	STATION CODES	LETTER
STATION 1	→ [] [] [] [] []	
STATION 2	A B C D E F	
STATION 3	→ [] [] [] [] []	
STATION 4	→ [] [] [] [] []	
STATION 5	→ [] [] [] [] []	

Do your math in this area:

1 2 3 4 5 6

A# [] B# [] C# [] D# []

STATION 4: COMBINATION

Use your reading passage to determine the combination to the 4-digit lock for this station. You're going to have to use your critical thinking skills and do a tiny bit of math. Pay attention because the "clues" below are NOT in order. There is room on your answer sheet to do the math.

1. The LAST number of the lock is the number of main kingdoms in Ancient Egypt.


2. The SECOND number of the lock is the age of the scribes.

3. The lock is 22.

4. The lock is the number of Egypt.

Once you determine the 4-digit code, decide if the code uses all EVEN #s, all ODD #s or a combination of both.

ALL EVEN ALL ODD COMBO



STATION 1: FILL IN THE BLANKS

Use your reading passage to determine the missing word in each paragraph below. Each missing word has a corresponding NUMBER. The 4-digit code for this station will be the NUMBER of each missing word in the order in which they appear in the paragraph. The code will be recorded on your answer sheet.

1. southwest 4. flooding 7. R

2. western 5. dry 8. A

3. fertile 6. harvest 9. north

The Nile brought many benefits. Because it was difficult to grow crops in the rich and alluvial soil made like papyrus. When the flooded every year and made again for new soil. The Nile resulted from flooding. Akhenaten, Per the growing season of harvest. Transportation was also a very important part of the allowed people to travel faster on boat to different parts of Egypt.

Once you determine the 4-digit code, decide if the code uses all EVEN #s, all ODD #s or a combination of both.

ALL EVEN ALL ODD COMBO

B H M



STATION 3: TRUE OR FALSE

Read each statement below and determine if it is true or false. If the statement is true, color the coin on YOUR answer sheet that matches that question. If the statement is false, cross out that coin. Once you are finished coloring the coins, add up the TRUE coin values to get the final total. One digit of the code will be provided for you. For example, if you have 625, a 6 would go in the first box, and the second box would be 2.

A 75 A. The Egyptians used to conquer Egypt.

B 25 B. Ancient Egypt was ruled by 30 dynasties.

C 50 C. The Nile Delta is a fertile area.

D 100 D. The Nile Delta is a fertile area.

E. The Nile Delta is a fertile area.

F. The Nile Delta is a fertile area.

G. The Nile Delta is a fertile area.

H. Those who knew how to read and write hieroglyphics were called scribes.

After shading the coins on your answer sheet, add up the TRUE statements to get the final total.

275 325 3

G D



STATION 2: PARAGRAPHS

First, number ALL the paragraphs on your reading passage. Then, read each statement below and determine which paragraph NUMBER the statement can be found in. Paragraph numbers MAY be used once or not at all. Follow the directions below to determine the 4-digit code and letter clue.

A Ancient Egypt was ruled through three main dynasties.

B Ra was the sun god and Horus was the god of the sky.

C The fertile soil of the Nile Delta is easy to grow crops.

D Upper Egypt is known as "Land of Reeds."


E A civilization that developed on their own way of life.

F Through mummification they preserved or prolonged the body.

1 ELIMINATE the highest and lowest used paragraph numbers and record the remaining 4-digit code on your answer sheet. 2 Decide which paragraph number was NOT used as a CODE answer.

NO 5 NO 2 NO 4

L C W



STATIONS

ABOUT THIS ACTIVITY

The reading passage in this packet allows students to work on comprehension skills after reading the passage several times searching for evidence. Each station includes a 4-digit code that will reveal a letter clue.


OVERVIEW

READING PASSAGE	Students will use the reading passage at EACH station seeking answers and text evidence.
STATION 1	Students will determine the missing words in the paragraph to reveal a 4-digit code.
STATION 2	Students will number the paragraphs and browse the passage to determine where the answers can be found (paragraph number). After eliminating numbers, a 4-digit code will be revealed.
STATION 3	Students will read each statement and determine if it is true or false. They will then ADD all TRUE values to find the 4-digit code.
STATION 4	Students will do some basic math here, read the passage to find the answers and then determine the 4 digit code.
STATION 5	Students will answer 6 multiple choice questions which lead them to a 4 digit code based on the number of times they used each "ABCD" answer.
TEXT MARKING	OPTIONAL: A color code chart is included in case you want students to mark the text, citing evidence of where they found their answers. (This will increase completion time)

© Think Tank

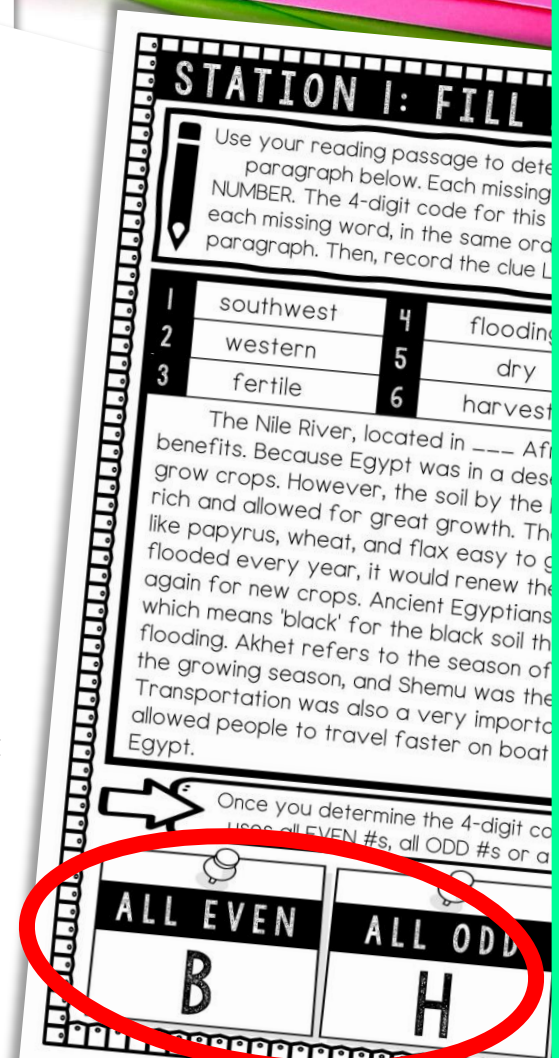
**STUDENTS WILL
USE THE SAME
READING
PASSAGE AT
EACH STATION
SEEKING
ANSWERS AND
TEXT EVIDENCE.**

HOW IT WORKS



ENGAGING READING
COMPREHENSION PRACTICE!

- 1 Students work individually (or in pairs) and visit 5 stations, answer questions, decipher a 4-digit code at each station and grab a "letter" clue for the final alpha code.
- 2 Students will answer the questions (found directly in the passage) on their own recording sheet. Students will have to revisit their reading passage several times at EACH station skimming for answers.



STATION 1: FILL

Use your reading passage to determine the missing word in each paragraph below. Each missing word is represented by a NUMBER. The 4-digit code for this station is formed by the numbers of each missing word, in the same order as they appear in the reading passage. Then, record the clue L

1	southwest	4	flooding
2	western	5	dry
3	fertile	6	harvest

The Nile River, located in ____ Afri
benefits. Because Egypt was in a des
grow crops. However, the soil by the
rich and allowed for great growth. Th
like papyrus, wheat, and flax easy to g
flooded every year, it would renew the
again for new crops. Ancient Egyptians
which means 'black' for the black soil th
flooding. Akhet refers to the season of
the growing season, and Shemu was the
Transportation was also a very importa
allowed people to travel faster on boat
Egypt.

Once you determine the 4-digit code, use all EVEN #s, all ODD #s or a

ALL EVEN	ALL ODD
B	H

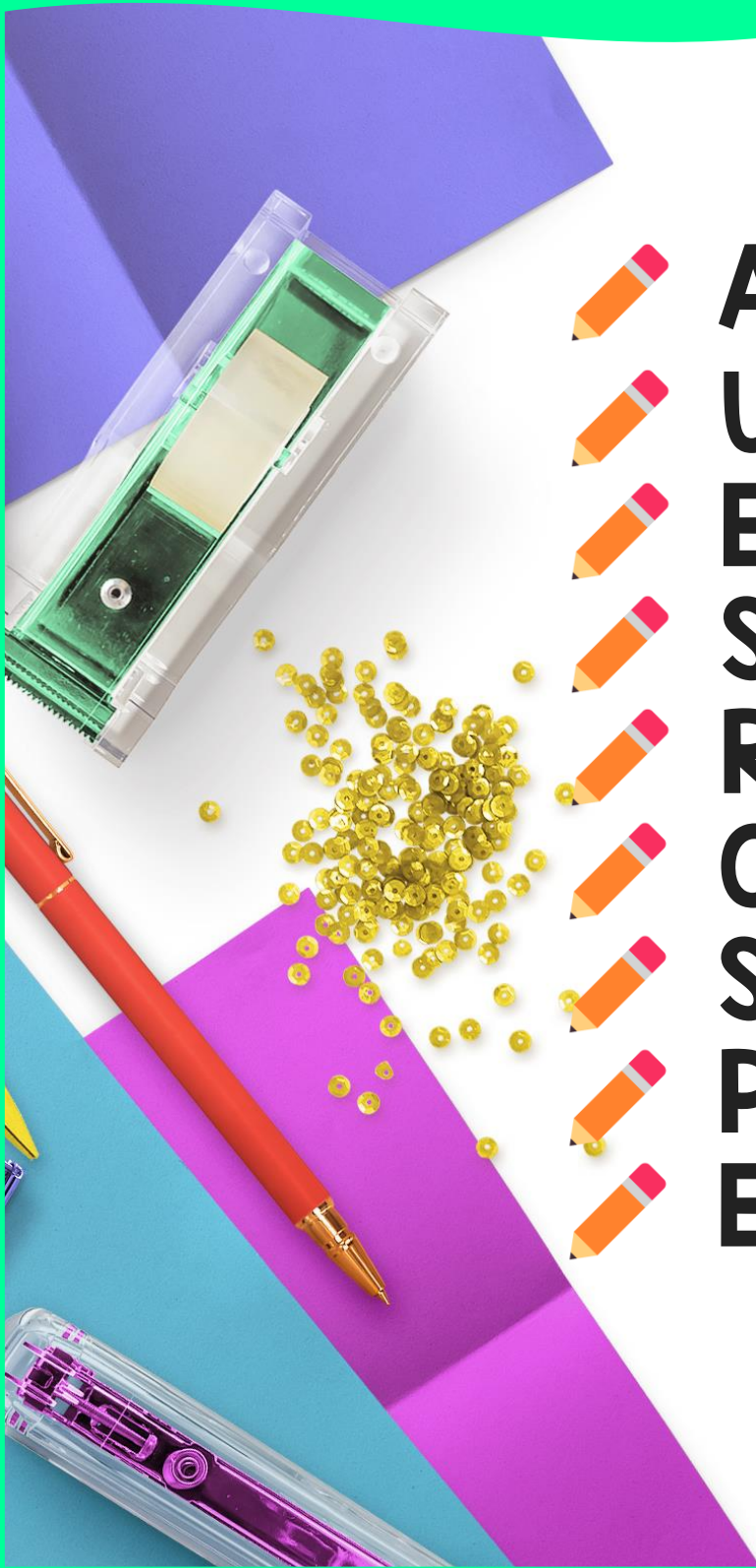









BENEFITS

- ✓ STATIONS AND MOVEMENT
- ✓ CLOSE READING
- ✓ COMPREHENSION SKILLS
- ✓ SECRET CODES
- ✓ CITING EVIDENCE
- ✓ CRITICAL THINKING
- ✓ PRINT AND GO
- ✓ ACTIVE LEARNING
- ✓ CROSS-CURRICULAR
- ✓ HIGHLY ENGAGING
- ✓ NO LOCKS NEEDED
- ✓ NO SILLY ENVELOPES TO STUFF
- ✓ NO ODD SHAPES TO CUT OUT



Everything a teacher dreams of wrapped up into one FUN and engaging activity!

USE FOR:

- 
-  **ANTICIPATORY SETS**
 -  **UNIT REVIEW**
 -  **EARLY FINISHERS**
 -  **STATIONS**
 -  **REWARD ACTIVITY**
 -  **CENTERS**
 -  **SUB PLANS**
 -  **PARTNER WORK**
 -  **ENRICHMENT**