

# JULIUS CAESAR

## ESCAPE ROOM

A collage of various escape room activity cards for Julius Caesar. The cards include:

- A multiple-choice question: "Who ordered Caesar to divorce Cornelia because her family was an enemy?" with options A. Gaul, B. Lepidus, C. Antony, D. Sulla.
- A 4-digit code puzzle with a grid containing numbers (3102, 2103) and letters (J, N).
- A station titled "STATION 2: PARAGRAPHS" with a reading passage and a question: "First, number ALL the paragraphs on your reading passage. Then, read each statement below and determine which paragraph NUMBER the statement can be found in. Paragraph numbers MAY be used more than one time or not at all. Use the directions below to reveal the 4-digit code and let me know how many times you used each letter answer (ABCD) to reveal the 4-digit code and record it on your answer sheet." The passage includes: "Sulla also ordered Caesar to divorce Cornelia because her family was an enemy.", "In modern times, the Ides of March, or March 15th, is the date of Julius Caesar's death.", "In 45 BC, Julius Caesar took over the Roman Republic and made himself dictator for life.", "In Egypt, Julius Caesar met Cleopatra, Queen of Egypt, and fell in love with her."
- A station titled "STATION 3: TRUE OR FALSE" with a question: "Read each statement below and determine if it is true or false. If the statement is true, color the coin on YOUR answer sheet that corresponds with that question. If the statement is false, cross out that coin value. When you are finished add the TOTAL of ALL TRUE coin values to reveal your letter clue. One digit of the code has been provided for you. If the total is 625, a 6 would go in the first box, the 2 in the second box and so on." The statements are: A. The Roman army easily defeated the Egyptians. B. The common citizens of Rome were known as praetors. C. Caesar proved himself to be an excellent soldier. D. In 45 BC, Julius Caesar took over the Roman Republic. The coins shown are A (75), B (25), C (50), D (100), E (100), and F (50).
- A station with a paragraph: "In \_\_\_\_\_, Caesar used his military ability to bring peace to the area. His troops trusted him for his battlefield ability, and he became an even more powerful man. He returned to Rome only one year later and was elected \_\_\_\_\_ at the age of 40. A Consul was the highest-ranking political position of the Roman Republic. The same year, he married his third wife, Calpurnia, the daughter of a wealthy man with similar beliefs to Caesar who would help fund his ideas as Consul. Caesar grew to love money and power and realized that there was much of both to be gained through \_\_\_\_\_ conquest. He led the military powers of Rome to Gaul in \_\_\_\_\_ BCE to bring peace to the Germans just as he had done with the Spanish. Caesar was successful in Gaul and continued marching through to Egypt." Below the paragraph is a question: "Once you determine the 4-digit code, decide if the code uses all EVEN #s, all ODD #s or a combination of both." The options are ALL EVEN (B), ALL ODD (K), and COMBO (P).
- A station with a paragraph: "Rome had a king, but it also had a senate. The senate that worked together with the king to make and enforce laws. The common citizens, known as plebeians, were not happy being represented by the senate. On July 12th in the year 509 BC, the plebeians gave the same name as his to the king. The king was taught him about the democracy of the plebeians. He read and representation for the plebeians. Julius Caesar decided to go into politics. He was nominated as the plebeian tribune. He was the Roman ruler Sulla proclaimed himself a god. The belief in giving names to the gods was very important to the Romans." Below the paragraph is a question: "Once you determine the 4-digit code, decide if the code uses all EVEN #s, all ODD #s or a combination of both." The options are ALL EVEN (B), ALL ODD (K), and COMBO (P).

STATIONS ACTIVITY

THINK TANK

# WHAT'S INCLUDED?

- ✓ READING PASSAGE
- ✓ 5 STATIONS
- ✓ TEACHER GUIDE
- ✓ ANSWER KEY
- ✓ STUDENT DIRECTIONS
- ✓ TEXT MARKING OPTION
- ✓ PROP SIGNS

## STATION 1: FILL IN THE BLANK

Use your reading passage to determine the missing words in the paragraph below. Each missing word has a corresponding NUMBER. The 4-digit code for this station will be the NUMBER for each missing word, in the same order in which they appear in the paragraph. Then, record the clue LETTER on your answer sheet.

## STATION 2: PARAGRAPHS

First, number ALL the paragraphs on your reading passage. Then, read each statement below and determine which paragraph NUMBER the statement can be found in. Paragraph numbers MAY be used more than one time or not at all. Follow the directions below to reveal the 4-digit code and letter clue.

## STATION 3: TRUE OR FALSE

Read each statement below and determine if it is true or false. If the statement is true, color the coin on YOUR answer sheet that corresponds with that question. If the statement is false, cross out that coin value. When you are finished add the TOTAL of ALL TRUE coin values to reveal your letter clue. One digit of the code has been provided for you. If the total is 625, a 6 would go in the first box, the 2 in the second box and so on.

## STATION 4: COMBINATION

Use your reading passage to determine the combination to the 4-digit lock for this station. You're going to have to use your critical thinking skills and do a tiny bit of math. Pay attention because the "clues" below are NOT in order. There is room on your answer sheet to do the math.

## STATION 5: MULTIPLE CHOICE

Answer each multiple-choice question below. Then, count the number of times you used each letter answer (ABCD) to reveal your 4-digit code. Letters may be used more than once or not at all. If a letter option is not used, put a zero in that box on your answer sheet.

## ANSWER RECORDING SHEET

Record your answers for each station on this sheet. Then, use the directions below to determine final 4-digit ALPHA code. Ex: HBDR

STATION CODES

LETTER CLUE

STATION 1	→	<input type="text"/>	<input type="text"/>	<input type="text"/>	<input type="text"/>	CODE
-----------	---	----------------------	----------------------	----------------------	----------------------	------

A	B	C	D	E	F	
---	---	---	---	---	---	--

STATION 2	→	<input type="text"/>	<input type="text"/>	<input type="text"/>	<input type="text"/>	CODE
-----------	---	----------------------	----------------------	----------------------	----------------------	------

# ENTER

1

2

3

## TEACHER DIRECTION

- 1 Print the reading passage found on [pages 5-6](#) for EACH (front and back).
- 2 Print the answer recording sheet on [page 12](#) for each student group of students.

RECAP: Print pages 5, 6, and 12 for students.

# STATION

# 5

# BLUE


## THE MISSION

You have been assigned a top-secret mission of utmost importance. A notorious thief has stolen precious gems from a prominent lady, and intelligence reports suggest that they are hidden in a heavily guarded secret vault. In the bustling city of Oakville, Lady Victoria was renowned for her extraordinary

## ABOUT THIS ACTIVITY

The reading passage in this packet allows students to practice their comprehension skills after reading the passage. Students will be searching for evidence. Each station includes a question that will reveal a letter clue.

	OVERVIEW
READING PASSAGE	Students will use the reading passage at each station seeking answers and text evidence.
STATION 1	Students will determine the missing word in the paragraph to reveal a 4-digit code.
STATION 2	Students will number the paragraphs in the reading passage to determine where the missing words can be found (paragraph number). After eliminating the incorrect numbers, a 4-digit code will be revealed.
STATION 3	Students will read each statement and determine if it is true or false.



# 5 STATIONS

### STATION 5: MULTIPLE CHOICE

Answer each multiple-choice question below. Then, count of times you used each letter answer (ABCD) to reveal code. Letters may be used more than once or not at all option is not used, put an X in that box on your answer sheet.

1. What year did Caesar become part of the Roman Republic? He made himself dictator for life.

A. 45 BC  
B. 44 BC  
C. 43 BC  
D. 42 BC


2. What is a Praetor? In Roman mythology, the god Jupiter is the god of what?

A. Judge  
B. High priest  
C. Merchant  
D. Lawyer

3. Caesar led his army to bring peace to Gaul. He was killed because he was too powerful.

A. Germans  
B. French  
C. Irish  
D. Russian

Count how many times you used each letter answer to determine the 4-digit code and record it on your answer sheet.



### ANSWER RECORDING SHEET

Record your answers for each station on this sheet. Then, use the directions below to determine final 4-digit ALPHA code. Ex: HBDR

STATION CODES	LETTER CODE
STATION 1: [ ] [ ] [ ] [ ]	[ ]
STATION 2: A B C D E F	[ ]
STATION 3: A 75 B 25 C 50 D 100 E 100 F 75 G 50 H 25	[ ]
STATION 4: Do your math in this area: [ ] [ ] [ ] [ ]	[ ]
STATION 5: 1 2 3 4 5 6	[ ]

Do your math in this area:

1 2 3 4 5 6

A# [ ] B# [ ] C# [ ] D# [ ]

### STATION 4: COMBINATION

Use your reading passage to determine the combination to the 4-digit lock for this station. You're going to have to use your critical thinking skills and do a tiny bit of math. Pay attention because the "clues" below are NOT in order. There is room on your answer sheet to do the math.

1. The LAST number of the lock is the age Caesar was elected Consul MINUS 10.


2. The SECOND number of the lock is the day in March known as the Ides.

3. The third number of the lock is the number of months in a year.

4. The first number of the lock is the number of letters in the word "Caesar".

Once you determine the 4-digit code, decide if the code uses all EVEN #'s, all ODD #'s or a combination of both.

ALL EVEN    ALL ODD    COMBO



### STATION 1: FILL IN THE BLANKS

Use your reading passage to determine the missing word in each paragraph below. Each missing word has a corresponding NUMBER. The 4-digit code for this station will be the NUMBER of each missing word in the order in which they appear in the paragraph. The 4-digit code will be recorded on your answer sheet.

1. In 78 BC, the Roman Republic was divided into 4 regions: Gaul, Spain, Italy, and Sicily.

2. The Consul was elected for a one-year term. The King was elected for a one-year term.

3. King was elected for a one-year term.

In 48 BC, Caesar brought peace to Gaul. He was a brilliant leader and became an elected Consul. He was elected to Rome at the age of 40. A year later, he was elected Consul for the second time. The Roman Republic was in a state of civil war. Caesar, a wealthy man from Spain, had found his ideal way to become a powerful man. He realized there was more power in Rome than in the provinces. He led the military powers of Rome to Gaul in 58 BCE to bring the Germans just as he had done with the Spanish. Caesar was successful in Gaul and continued marching through to Egypt.

Once you determine the 4-digit code, decide if the code uses all EVEN #'s, all ODD #'s or a combination of both.

ALL EVEN    ALL ODD    COMBO

B    H    M



### STATION 3: TRUE OR FALSE

Read each statement below and determine if it is true or false. If the statement is true, color the coin on YOUR answer sheet with that question. If the statement is false, cross out that coin. Once you are finished coloring the coins, add up the TRUE coin values to determine the final 4-digit code. One digit of the code will be provided for you. The other three digits will be determined by the second box.


A 75  
B 25  
C 50  
D 100

A. The Roman army easily defeated the Egyptians.  
B. The Roman citizens of Rome were known as plebeians.  
C. The Roman Republic was a democracy.  
D. The Roman Republic was a monarchy.  
E. The Roman Republic was a republic.  
F. The Roman Republic was a dictatorship.  
G. The Roman Republic was a theocracy.  
H. On July 12th in the year 100 BCE, Gaius Julius Caesar was born.

After shading the coins on your answer sheet, add up the TRUE statements to get the final total.

375    350    4

G    D



### STATION 2: PARAGRAPHS

First, number ALL the paragraphs on your reading passage. Then, read each statement below and determine which paragraph NUMBER the statement can be found in. Paragraph numbers MAY be used more than once or not at all. Follow the directions below to determine the 4-digit code and letter clue.

A. Sulla also ordered Caesar to divorce Calpurnia because her family was an enemy of the state.  
B. In modern times, the Ides of March, or March 15th, is known as the date of Julius Caesar's assassination.  
C. In 45 BC, Julius Caesar was elected Consul for the fifth time and made himself dictator for life.  
D. In Egypt, Julius Caesar fell in love with Cleopatra, the Queen of Egypt, and she helped him win the war against Pompey.  
E. Caesar was a brilliant leader and became an elected Consul through to Egypt.  
F. The senate was a ruling body that worked together with the king to make and enforce laws.

1. ELIMINATE the highest and lowest used paragraph numbers and record the remaining 4-digit code on your answer sheet. 2. Decide which paragraph number was NOT used as a CODE answer.

NO 4    NO 6    NO 7

L    C    W



# STATIONS

## ABOUT THIS ACTIVITY

The reading passage in this packet allows students to work on comprehension skills after reading the passage several times searching for evidence. Each station includes a 4-digit code that will reveal a letter clue.


### OVERVIEW

READING PASSAGE	Students will use the reading passage at EACH station seeking answers and text evidence.
STATION 1	Students will determine the missing words in the paragraph to reveal a 4-digit code.
STATION 2	Students will number the paragraphs and browse the passage to determine where the answers can be found (paragraph number). After eliminating numbers, a 4-digit code will be revealed.
STATION 3	Students will read each statement and determine if it is true or false. They will then ADD all TRUE values to find the 4-digit code.
STATION 4	Students will do some basic math here, read the passage to find the answers and then determine the 4 digit code.
STATION 5	Students will answer 6 multiple choice questions which lead them to a 4 digit code based on the number of times they used each "ABCD" answer.
TEXT MARKING	OPTIONAL: A color code chart is included in case you want students to mark the text, citing evidence of where they found their answers. (This will increase completion time)

© Think Tank

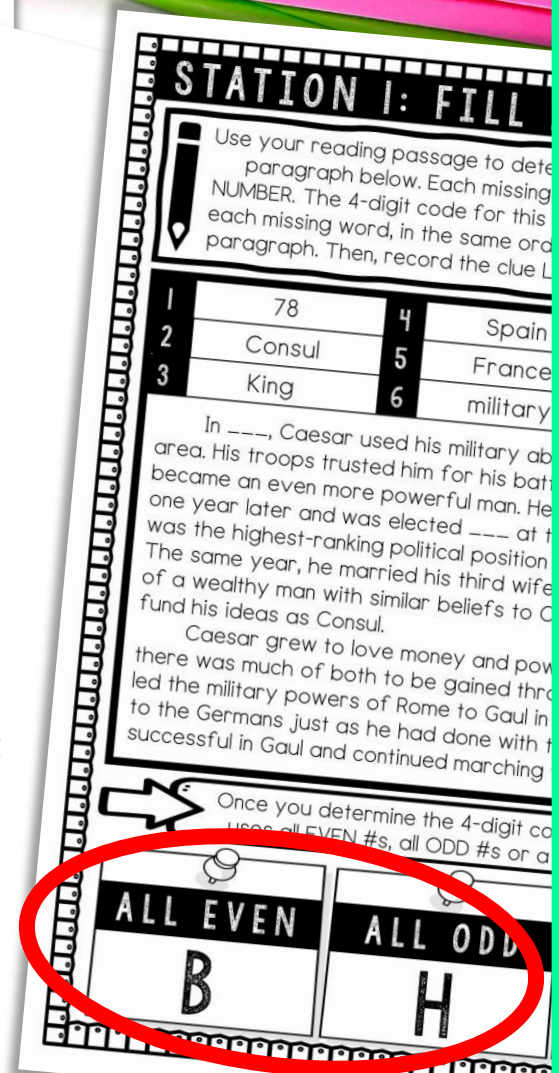
**STUDENTS WILL  
USE THE SAME  
READING  
PASSAGE AT  
EACH STATION  
SEEKING  
ANSWERS AND  
TEXT EVIDENCE.**

# HOW IT WORKS



ENGAGING READING  
COMPREHENSION PRACTICE!

- 1 Students work individually (or in pairs) and visit 5 stations, answer questions, decipher a 4-digit code at each station and grab a "letter" clue for the final alpha code.
- 2 Students will answer the questions (found directly in the passage) on their own recording sheet. Students will have to revisit their reading passage several times at EACH station skimming for answers.



**STATION 1: FILL**

Use your reading passage to determine the missing word in each paragraph below. Each missing word has a 4-digit code for this station. Write the 4-digit code for each missing word, in the same order as the missing word, in the same order as the missing word in the paragraph. Then, record the clue L

1	78	4	Spain
2	Consul	5	France
3	King	6	military

In ----, Caesar used his military ability in the Gaul area. His troops trusted him for his battle strategy. He became an even more powerful man. He was elected ---- one year later and was elected ---- at the ---- was the highest-ranking political position. The same year, he married his third wife of a wealthy man with similar beliefs to Caesar. fund his ideas as Consul.

Caesar grew to love money and power. there was much of both to be gained through led the military powers of Rome to Gaul in to the Germans just as he had done with the successful in Gaul and continued marching

Once you determine the 4-digit code, use all EVEN #s, all ODD #s or a

ALL EVEN	ALL ODD
B	H

# BENEFITS

- ✓ STATIONS AND MOVEMENT
- ✓ CLOSE READING
- ✓ COMPREHENSION SKILLS
- ✓ SECRET CODES
- ✓ CITING EVIDENCE
- ✓ CRITICAL THINKING
- ✓ PRINT AND GO
- ✓ ACTIVE LEARNING
- ✓ CROSS-CURRICULAR
- ✓ HIGHLY ENGAGING
- ✓ NO LOCKS NEEDED
- ✓ NO SILLY ENVELOPES TO STUFF
- ✓ NO ODD SHAPES TO CUT OUT



**Everything a teacher dreams of wrapped up into one FUN and engaging activity!**

# USE FOR:



**ANTICIPATORY SETS**



**UNIT REVIEW**



**EARLY FINISHERS**



**STATIONS**



**REWARD ACTIVITY**



**CENTERS**



**SUB PLANS**



**PARTNER WORK**



**ENRICHMENT**

