

WHAT'S INCLUDED?

- ✓ READING PASSAGE
- ✓ 5 STATIONS
- ✓ TEACHER GUIDE
- ✓ ANSWER KEY
- ✓ STUDENT DIRECTIONS
- ✓ TEXT MARKING OPTION
- ✓ PROP SIGNS

STATION 1: FILL IN THE BLANK

Use your reading passage to determine the missing words in the paragraph below. Each missing word has a corresponding NUMBER. The 4-digit code for this station will be the NUMBER for each missing word, in the same order in which they appear in the paragraph. Then, record the clue LETTER on your answer sheet.

STATION 2: PARAGRAPHS

First, number ALL the paragraphs on your reading passage. Then, read each statement below and determine which paragraph NUMBER the statement can be found in. Paragraph numbers MAY be used more than one time or not at all. Follow the directions below to reveal the 4-digit code and letter clue.

STATION 3: TRUE OR FALSE

Read each statement below and determine if it is true or false. If the statement is true, color the coin on YOUR answer sheet that corresponds with that question. If the statement is false, cross out that coin value. When you are finished add the TOTAL of ALL TRUE coin values to reveal your letter clue. One digit of the code has been provided for you. If the total is 625, a 6 would go in the first box, the 2 in the second box and so on.

STATION 4: COMBINATION

Use your reading passage to determine the combination to the 4-digit lock for this station. You're going to have to use your critical thinking skills and do a tiny bit of math. Pay attention because the "clues" below are NOT in order. There is room on your answer sheet to do the math.

STATION 5: MULTIPLE CHOICE

Answer each multiple-choice question below. Then, count the number of times you used each letter answer (ABCD) to reveal your 4-digit code. Letters may be used more than once or not at all. If a letter option is not used, put a zero in that box on your answer sheet.

ANSWER RECORDING SHEET

Record your answers for each station on this sheet. Then, use the directions below to determine final 4-digit ALPHA code. Ex: HBDR

STATION CODES

LETTER CLUE

STATION 1	→	<input type="text"/>	<input type="text"/>	<input type="text"/>	<input type="text"/>	CODE	<input type="text"/>
-----------	---	----------------------	----------------------	----------------------	----------------------	------	----------------------

A	B	C	D	E	F	<input type="text"/>
---	---	---	---	---	---	----------------------

STATION 2	→	<input type="text"/>	<input type="text"/>	<input type="text"/>	<input type="text"/>	CODE	<input type="text"/>
-----------	---	----------------------	----------------------	----------------------	----------------------	------	----------------------

ENTER

1

2

3

TEACHER DIRECTION

- 1 Print the reading passage found on [pages 5-6](#) for EACH (front and back).
- 2 Print the answer recording sheet on [page 12](#) for each student group of students.

RECAP: Print pages 5, 6, and 12 for students.

STATION

5

BLUE


THE MISSION

You have been assigned a top-secret mission of utmost importance. A notorious thief has stolen precious gems from a prominent lady, and intelligence reports suggest that they are hidden in a heavily guarded secret vault. In the bustling city of Oakville, Lady Victoria was renowned for her extraordinary

ABOUT THIS ACTIVITY

The reading passage in this packet allows students to practice their comprehension skills after reading the passage. Each station includes a question that will reveal a letter clue.

	OVERVIEW
READING PASSAGE	Students will use the reading passage at each station seeking answers and text evidence.
STATION 1	Students will determine the missing word in the paragraph to reveal a 4-digit code.
STATION 2	Students will number the paragraphs in the reading passage to determine where the missing words can be found (paragraph number). After eliminating the incorrect numbers, a 4-digit code will be revealed.
STATION 3	Students will read each statement and determine if it is true or false.



5 STATIONS

STATION 5: MULTIPLE CHOICE

Answer each multiple-choice question below. Then, count the number of times you used each letter answer (ABCD) to reveal the code. Letters may be used more than once or not at all. If an option is not used, put an X in that box on your answer sheet.

1. Where can freshwater be found? How can water be found from?

A. Ice
B. Glaciers
C. Snow
D. All of the above

A. Clouds
B. Oceans
C. Atmosphere
D. All of the above

2. Oceans contain about what percent of Earth's water? What is the process of water becoming a liquid?

A. 68.3%
B. 78.9%
C. 88.2%
D. 96.5%


A. Condensation
B. Evaporation
C. Precipitation
D. All of the above

3. What is the water cycle? What percent of the water on Earth is freshwater?

A. Hydrologic cycle
B. Haploic cycle
C. Haptic cycle
D. None of the above

A. 50%
B. More than 62%
C. More than 75%
D. More than 90%

Count how many times you used each letter answer to determine the 4-digit code and record it on your answer sheet.



ANSWER RECORDING SHEET

Record your answers for each station on this sheet. Then, use the directions below to determine final 4-digit ALPHA code. Ex: HBDR

STATION CODES	LETTER CODES
STATION 1: [] [] [] [] []	[] [] [] [] [] []
STATION 2: A [] B [] C [] D [] E [] F []	[] [] [] [] [] []
STATION 3: A 75 B 25 C 50 D 100 E 100 F 75 G 50 H 25	[] [] [] [] [] []
STATION 4: Do your math in this area: [] [] [] [] []	[] [] [] [] [] []
STATION 5: 1 [] 2 [] 3 [] 4 [] 5 [] 6 []	[] [] [] [] [] []

Do your math in this area:

1 A# [] 2 B# [] 3 C# [] 4 D# [] 5 [] 6 []

STATION 4: COMBINATION

Use your reading passage to determine the combination to the 4-digit lock for this station. You're going to have to use your critical thinking skills and do a tiny bit of math. Pay attention because the "clues" below are NOT in order. There is room on your answer sheet to do the math.

1. The LAST number of the lock is the percent of water that goes into the atmosphere from evaporation MINUS 83.


2. The SECOND number of the lock is the percent of water in the human body.

3. The third number of the lock is the entire number of the water cycle.

4. The percent of water in the atmosphere is 62.

Once you determine the 4-digit code, decide if the code uses all EVEN #s, all ODD #s or a combination of both.

ALL EVEN ALL ODD COMBO



STATION 1: FILL IN THE BLANKS

Use your reading passage to determine the missing word in each paragraph below. Each missing word has a corresponding NUMBER. The 4-digit code for this station will be the NUMBER of each missing word in the order in which they appear in the paragraph. The code will be recorded on your answer sheet.

1. decrease 4. hail 7. so

2. increase 5. solid 8. lic


3. gas 6. opposi 9. sr

As the temperature in the atmosphere, the air cools and water vapor condenses into clouds. The process of water vapor becoming a liquid is called condensation. Once the clouds are full of water, it can be in the form of rain, snow, or sleet. The stage of the water cycle when water falls to the surface is called precipitation. Precipitation can be in the form of rain or snow. Sleet is a mixture of rain and snow.

Once you determine the 4-digit code, decide if the code uses all EVEN #s, all ODD #s or a combination of both.

ALL EVEN ALL ODD COMBO

B H M



STATION 3: TRUE OR FALSE

Read each statement below and determine if it is true or false. If the statement is true, color the coin on YOUR answer sheet with that question. If the statement is false, cross out that coin. Once you are finished coloring the coins, use the TRUE coin values to determine the final 4-digit code. One digit of the code will be provided for you: 625, a 6 would be in the first box, and the second box would be a 2.

A 75 A. Sleet is a mixture of rain and snow.

B 25 B. The water cycle is the same as the water cycle on Mars.


C 50 C. The water cycle is a continuous process.

D 100 D. The water cycle is also known as the hydrologic cycle.

After shading the coins on your answer sheet, use the TRUE statements to get the final total.

300 350 400

G D W



STATION 2: PARAGRAPHS

First, number ALL the paragraphs on your reading passage. Then, read each statement below and determine which paragraph NUMBER the statement can be found in. Paragraph numbers MAY be used more than once or not at all. Follow the directions below to determine the 4-digit code and letter clue.

A Due to the heat from the sun, water can be released into the atmosphere through plants.

B Humans and animals need freshwater from the salty ocean cannot provide it.

C The most common forms of precipitation are ice sheets and icebergs.

D Water is made up of hydrogen and oxygen.


E Oceans contain about 97% of the water on Earth.

F The process of water vapor becoming a liquid is called condensation.

1. ELIMINATE the highest and lowest used paragraph numbers and record the remaining 4-digit code on your answer sheet. 2. Decide which paragraph number was NOT used as a CODE answer.

NO 2 NO 7 NO 4

L C W



STATIONS

ABOUT THIS ACTIVITY

The reading passage in this packet allows students to work on comprehension skills after reading the passage several times searching for evidence. Each station includes a 4-digit code that will reveal a letter clue.


OVERVIEW

READING PASSAGE	Students will use the reading passage at EACH station seeking answers and text evidence.
STATION 1	Students will determine the missing words in the paragraph to reveal a 4-digit code.
STATION 2	Students will number the paragraphs and browse the passage to determine where the answers can be found (paragraph number). After eliminating numbers, a 4-digit code will be revealed.
STATION 3	Students will read each statement and determine if it is true or false. They will then ADD all TRUE values to find the 4-digit code.
STATION 4	Students will do some basic math here, read the passage to find the answers and then determine the 4 digit code.
STATION 5	Students will answer 6 multiple choice questions which lead them to a 4 digit code based on the number of times they used each "ABCD" answer.
TEXT MARKING	OPTIONAL: A color code chart is included in case you want students to mark the text, citing evidence of where they found their answers. (This will increase completion time)

© Think Tank

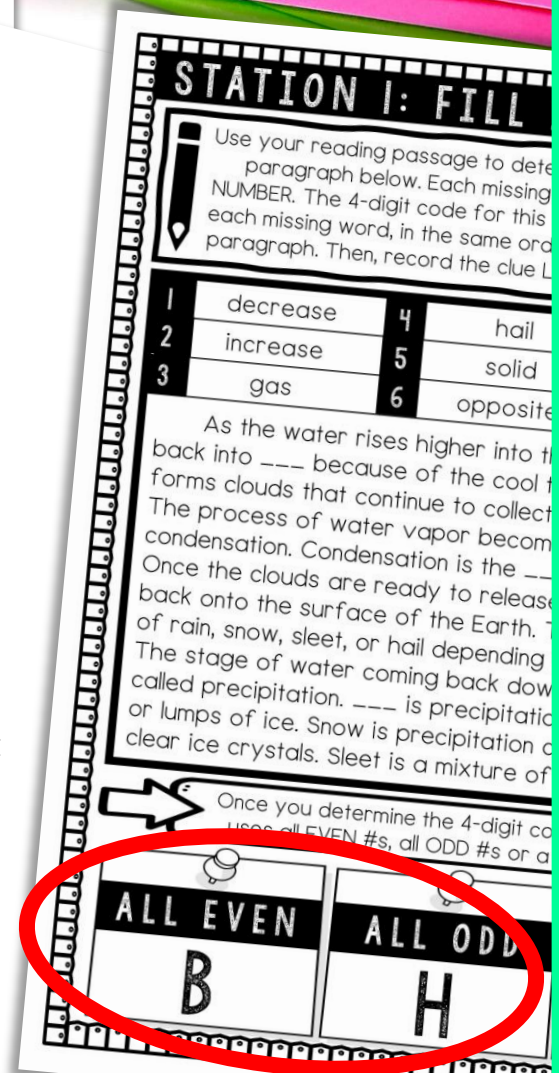
**STUDENTS WILL
USE THE SAME
READING
PASSAGE AT
EACH STATION
SEEKING
ANSWERS AND
TEXT EVIDENCE.**

HOW IT WORKS



ENGAGING READING
COMPREHENSION PRACTICE!

- 1 Students work individually (or in pairs) and visit 5 stations, answer questions, decipher a 4-digit code at each station and grab a "letter" clue for the final alpha code.
- 2 Students will answer the questions (found directly in the passage) on their own recording sheet. Students will have to revisit their reading passage several times at EACH station skimming for answers.



STATION 1: FILL

Use your reading passage to determine the meaning of the missing word in the paragraph below. Each missing word is represented by a NUMBER. The 4-digit code for this station is _____. Write the 4-digit code for each missing word, in the same order as the words appear in the paragraph. Then, record the clue letter.

1	decrease	4	hail
2	increase	5	solid
3	gas	6	opposite

As the water rises higher into the air, it cools and condenses back into _____ because of the cool temperatures. This process forms clouds that continue to collect water vapor. The process of water vapor becoming liquid is called condensation. Condensation is the _____ process. Once the clouds are ready to release their water, it falls back onto the surface of the Earth. This is called precipitation. The stage of water coming back down to Earth is called precipitation. _____ is precipitation in the form of rain, snow, sleet, or hail depending on the temperature. _____ or lumps of ice. Snow is precipitation in the form of clear ice crystals. Sleet is a mixture of _____.

Once you determine the 4-digit code for this station, use all EVEN #s, all ODD #s or a combination of even and odd numbers to determine the clue letter.

ALL EVEN	ALL ODD
B	H

BENEFITS

- ✓ STATIONS AND MOVEMENT
- ✓ CLOSE READING
- ✓ COMPREHENSION SKILLS
- ✓ SECRET CODES
- ✓ CITING EVIDENCE
- ✓ CRITICAL THINKING
- ✓ PRINT AND GO
- ✓ ACTIVE LEARNING
- ✓ CROSS-CURRICULAR
- ✓ HIGHLY ENGAGING
- ✓ NO LOCKS NEEDED
- ✓ NO SILLY ENVELOPES TO STUFF
- ✓ NO ODD SHAPES TO CUT OUT



Everything a teacher dreams of wrapped up into one FUN and engaging activity!

USE FOR:



ANTICIPATORY SETS



UNIT REVIEW



EARLY FINISHERS



STATIONS



REWARD ACTIVITY



CENTERS



SUB PLANS



PARTNER WORK



ENRICHMENT

