

TITAN GODS

CUBE CODE

Who was the mother of the Titan Cronus?
A. Demeter
B. Artemis
C. Hestia
D. Hera

Who was Gaia married to?
A. Hyperion
B. Uranus
C. Poseidon
D. Tethys

Who was the titan of light and watchfulness?
A. Hyperion
B. Uranus
C. Hades
D. Tethys

What is another word for gods and goddesses?
A. Agoge
B. Dories
C. Adobe
D. Deities

The number of heads the Hundred-Handed Ones had MINUS 42.

The FIRST number of the lock is the number of children Cronus and Rhea had MINUS 1.

The THIRD number of the lock is the number of Titan gods born to Uranus and Gaia MINUS 9.

4	Venus	7	stars
5	Dionysus	8	Uranus
6	Muses	9	prophecy

The 12 Titan gods were born. They were smart, strong, big, and powerful. Uranus was the father of the earth, within Gaia. They were all in charge of the water, and soon the earth had more water than land.

STATION 2:

First, number ALL the paragraphs on your reading passage. Then, read each statement below and determine which paragraph NUMBER the statement can be found in. Lastly, eliminate ANY answer where the answer was found in an EVEN numbered paragraph, leaving only ODD numbers as your final code (in the order of questions). Paragraph numbers MAY be used more than one time or not at all.

STATION 3:

Read each statement below and determine if it is true or false. If the statement is true, color or shade the coin that corresponds to the question. If the statement is false, cross out that coin value. After you are finished add the TOTAL of ALL TRUE coin values. The code has been provided for you. If the total is 625, a 6 in the first box, the 2 in the second box and so on.

A Gaia and Uranus had several children.

B They were all in charge of the water, and soon the earth had more water than land.

C Hyperion married Rhea.

D Cronus was the brother of Zeus.

E Uranus was the father of the earth.

F Ancient Greece was formed approximately 2,500 years ago near the Mediterranean Sea.

ELIMINATE

A 75

B 25

C 50

D 100

E 100

F 75

G 50

H 25

I 100

J 75

K 50

L 25

M 100

N 75

O 50

P 25

Q 100

R 75

S 50

T 25

U 100

V 75

W 50

X 25

Y 100

Z 75

GREEK GODS: TITANS

Ancient Greece was formed approximately 2,500 years ago near the Mediterranean Sea. It had 3 periods – the Archaic Period (800 BC to 508 BC), the Classical Period (ending in 323 BC), and the Hellenistic Period (323 BC to 31 BC).

Long ago, the people in Greece believed in a system of gods and goddesses (deities) who controlled our world. We now know it as Ancient Greek Mythology, but to the Ancient Greeks it was their religion and way of life. Before the gods and goddesses of Ancient Greece were their parents' generation, called the Titans. Before them were Gaia, Mother Earth and Uranus, the sky.

4 DIGIT CODE:



STATION 1:

Use your reading passage or deductive reasoning skills to determine the missing words in the paragraph below. Each missing word has a corresponding NUMBER. The 4-digit code will be the NUMBER of each missing word in the same order in which they appear in the paragraph.

STATION 2:

First, number ALL the paragraphs on your reading passage. Then, read each statement below and determine which paragraph NUMBER the statement can be found in. Lastly, eliminate ANY answer where the answer was found in an ODD numbered paragraph, leaving only EVEN numbers as your final code (in the order of questions). Paragraph numbers MAY be used more than one time or not at all.

STATION 3:

Read each statement below and determine if it is true or false. If the statement is true, color or shade the coin that corresponds with that question. If the statement is false, cross out that coin value. When you are finished add the TOTAL of ALL TRUE coin values. One digit of the code has been provided for you. If the total is 625, a 6 would go in the first box, the 2 in the second box and so on.

STATION 4:

Use your reading passage to determine the combination to the 4-digit lock. You're going to have to use your critical thinking skills and do a tiny bit of math. Pay attention because the "clues" below are NOT in order.

STATION 5:

Answer each multiple choice question below. Then, count the number of times you used each letter answer (ABCD) to reveal your 4 digit code. Answer options may be used more than once or not at all. If a letter option is not used, simply put a zero in the box.

STATION 6:

Reread the passage and write the main idea in your own words. Then, add TWO supporting details that back up your main idea or topic sentence.

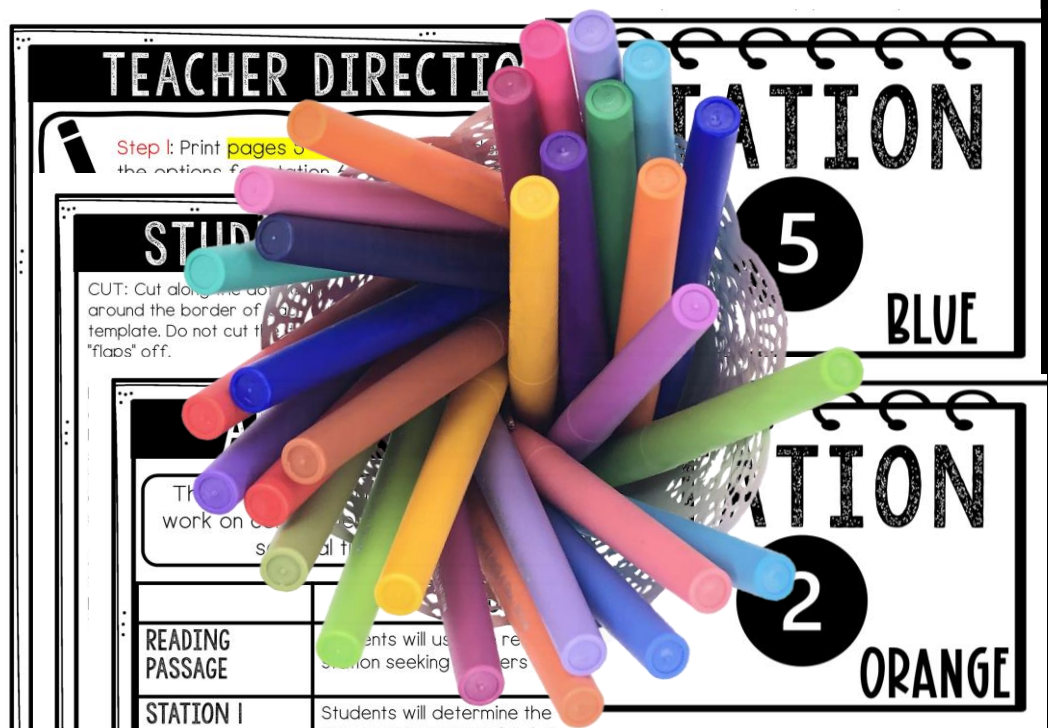
STATION

1

RED

WHAT'S INCLUDED?

- READING PASSAGE
- 6 STATIONS
- TEACHER GUIDE
- STATION CARDS
- ANSWER KEY
- STUDENT DIRECTIONS
- TEXT MARKING OPTION
- ALTERNATE STATION
- ASSEMBLY TIPS



6 STATIONS

STATION 1:

Use your reading passage or deductive reasoning to determine the missing words in the paragraph below. The missing word has a corresponding NUMBER. The 4-digit code will be the NUMBER of each missing word in the same order in which they appear in the paragraph.

STATION

1

RED

STATION 6:

Reread the passage and write the main idea in your own words. Then, add TWO supporting details that back up your main idea or topic sentence.

STATION

6

SUPPORTING DETAIL #1

SUPPORTING DETAIL #2

STATION 4:

Use your reading passage to determine the combination to the 4-digit lock. You're going to have to use your critical thinking skills and do a tiny bit of math. Pay attention because the "clues" below are NOT in order.

The LAST number of the lock is the number of years the Titanomachy lasted.

STATION

4

GREEN

STATION 5:

Answer each multiple choice question below. Then, count the number of times you used each letter answer (ABCD) to reveal your 4 digit code. Answer options may be used more than once or not at all. If a letter option is not used, simply put a zero in the box.

STATION

5

BLUE

STATION 3:

Read each statement below and determine if it is true or false. Write the number of true statements in the box. Then, add the number of false statements to the number of true statements to determine your 4 digit code.

STATION

3

YELLOW

STATION 2:

First, number ALL the paragraphs on your reading passage. Then, read each statement below and determine which paragraph NUMBER the statement can be found in. Lastly, eliminate ANY answer where the number is not an ODD number. The remaining numbers are your 4 digit code.

STATION

2


ORANGE

A B C D

4 DIGIT CODE

4 DIGIT CODE

SAMPLE CUBE




STATIONS

STATION 1	Students will determine the missing words in the paragraph to reveal a 4 digit code.
STATION 2	Students will number the paragraphs and browse the passage to determine where the answers can be found (paragraph number). After eliminating EVEN numbers, a 4 digit code will be revealed.
STATION 3	Students will read each statement and determine if it is true or false. They will then ADD all TRUE values to find the 4 digit code.
STATION 4	Students will do some basic math here, read the passage to find the answers and then determine the 4 digit code.
STATION 5	Students will answer 6 multiple choice questions which lead them to a 4 digit code based on the number of times they used each "answer".
STATION 6	Option 1: Main idea writing activity Option 2: Color and add topic
TEXT MARKING	OPTIONAL: A color code chart is included in case you want students to mark the text citing evidence of where they found their answers.

**STUDENTS WILL
USE THE SAME
READING
PASSAGE AT
EACH STATION
SEEKING
ANSWERS AND
TEXT EVIDENCE.**

HOW IT WORKS



ENGAGING READING COMPREHENSION PRACTICE!

1

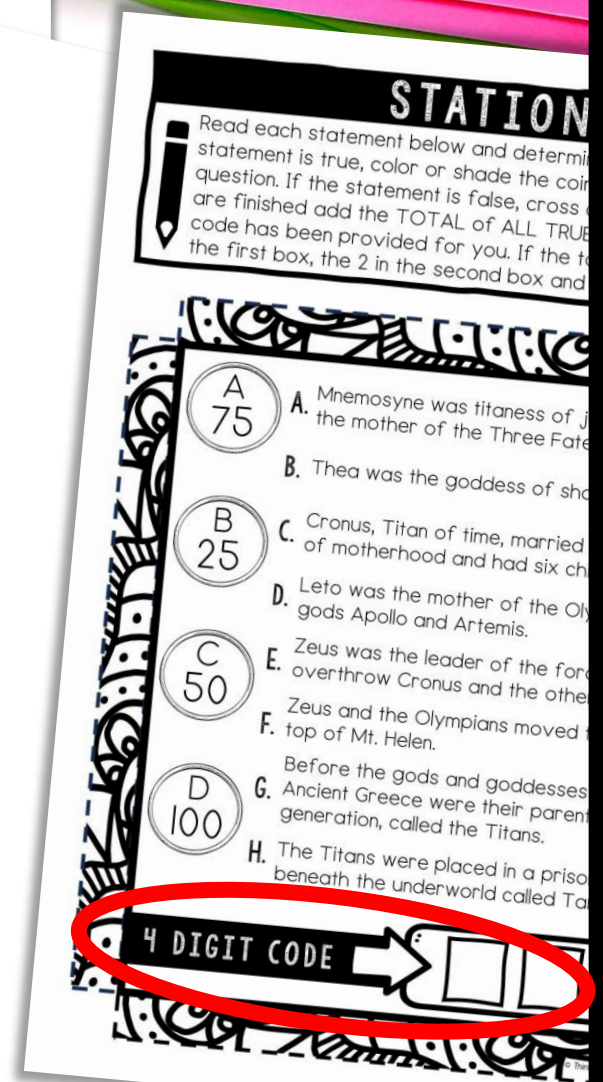
Students work individually (or in pairs) and visit 6 stations, grabbing one side of their cube at each station.

2

Students will answer the questions (found directly in the passage) on their cube sheet before assembly. Students will revisit their reading passage at EACH station!

3

Students will reveal 4-digit codes to move on to the next station. When they finish all stations, they can color and assemble their cube.



STATION

Read each statement below and determine if the statement is true, color or shade the corresponding question. If the statement is false, cross it out. When you are finished add the TOTAL of ALL TRUE statements. A code has been provided for you. If the total is 75, the 7 in the first box, the 5 in the second box and so on.

A
75

B
25

C
50

D
100

A. Mnemosyne was the titaness of memory and the mother of the Three Fates.

B. Thea was the goddess of shadows and death.

C. Cronus, Titan of time, married Rhea, goddess of motherhood and had six children.

D. Leto was the mother of the Olympian gods Apollo and Artemis.

E. Zeus was the leader of the Olympians and overthrew Cronus and the other Titans. Zeus and the Olympians moved to the top of Mt. Olympus.

F. Before the gods and goddesses of Ancient Greece were their parent generation, called the Titans.

G. The Titans were placed in a prison beneath the underworld called Tartarus.

H. The Titans were placed in a prison beneath the underworld called Tartarus.

4 DIGIT CODE →

COMBINATION



Each Cube Code is a winning combination of:



- stations and movement
- close reading
- comprehension skills
- coloring and stress relief
- secret codes
- cut and paste
- citing evidence
- critical thinking

Everything a teacher dreams of wrapped up into one FUN and engaging activity!

BENEFITS



THINK OUTSIDE THE BOX!

-  ANTICIPATORY SETS
-  UNIT REVIEW
-  EARLY FINISHERS
-  STATIONS
-  SUB PLANS
-  PARTNER WORK
-  ENRICHMENT

-  HANDS-ON
-  CROSS-CURRICULAR
-  HIGHLY ENGAGING

