


KING TUT



THINK
TANK

TM

DIGITAL ESCAPE

COLOR CODE

DRAG AND DROP the elements to fill in the reading passage, then enter the COLOR CODE.

New Kingdom **three** **Nile River**
nine **Africa**

Ancient Egypt, a great civilization that lasted 3,000 years in northeast _____, had many pharaohs. Pharaohs were the kings or leaders and were viewed as gods. The civilization went through _____ distinct united periods called the Old Kingdom, the Middle Kingdom, and the New Kingdom. Ancient Egypt was divided into two regions known as Upper Egypt and Lower Egypt. This was based on the flow of the _____. Oddly, Upper Egypt was in the south and Lower Egypt was in the north. One very well-known pharaoh was Tutankhamun, the king of Egypt during the _____. He was nicknamed "The Boy King" because he became pharaoh when he was just _____ years old. Today, he is also known by the name King Tut, for short.

Color key:
Red
Green
Blue
Yellow
Purple



9 CHALLENGES

After successfully completing each challenge students will earn a number for the final lock code.

Nice job sleuth!

4

CONTINUE



PIGPEN CIPHER

REVEAL A DECODER HIDDEN BENEATH THE IMAGE ON THE LEFT,
THEN DECODE THE WORDS.

SCRATCH ME

1.

2.

3.

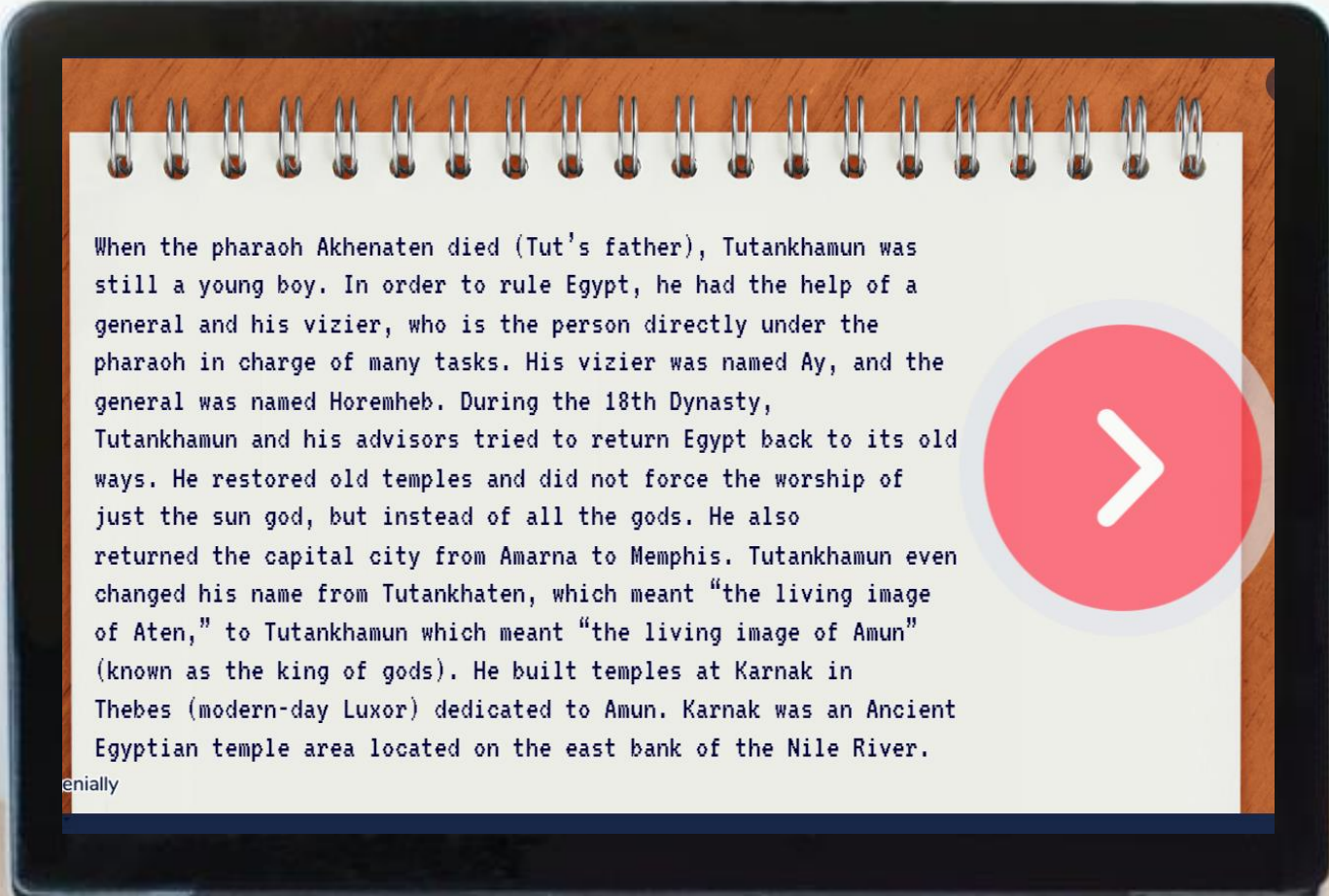
4.

✓ CHECK



6 PASSAGES

Students will read 6 short passages about the topic,
then answer questions.










When the pharaoh Akhenaten died (Tut's father), Tutankhamun was still a young boy. In order to rule Egypt, he had the help of a general and his vizier, who is the person directly under the pharaoh in charge of many tasks. His vizier was named Ay, and the general was named Horemheb. During the 18th Dynasty, Tutankhamun and his advisors tried to return Egypt back to its old ways. He restored old temples and did not force the worship of just the sun god, but instead of all the gods. He also returned the capital city from Amarna to Memphis. Tutankhamun even changed his name from Tutankhaten, which meant "the living image of Aten," to Tutankhamun which meant "the living image of Amun" (known as the king of gods). He built temples at Karnak in Thebes (modern-day Luxor) dedicated to Amun. Karnak was an Ancient Egyptian temple area located on the east bank of the Nile River.

entially



WHAT'S INCLUDED?

-  **TEACHER GUIDE**
-  **9 PUZZLE CHALLENGES**
-  **6 READING PASSAGES**
-  **2 POP UP MYSTERY PUZZLES**
-  **FREQUENTLY ASKED QUESTIONS**
-  **PUZZLE HELP AND ANSWER KEY**
-  **DIGITAL POP-UP HINTS**

**THINK
TANK**

CLICK AND BYE

Students will eliminate false answers to reveal a four-digit code to move on.

Karnak was an Ancient Egyptian temple area located on the east bank of the Nile River.

Amun is known as the king of gods.

The person directly under the pharaoh is called a nomarch.

CLICK ON THE FALSE STATEMENTS TO ELIMINATE THEM AND REVEAL A CODE.

King Tut forced the worship of just the sun god.

King Tut's general was named Ay.

Thebes is located in modern-day Luxor.

Tutankhaten meant "the living image of Aten."

During the 18th Dynasty, Tutankhamun tried to return Egypt back to its old ways.

Tut returned the capital city from Amarna to Rhodes.

CONTINUE



REVEAL

Students will drag the flashlight to reveal hidden images.



SAMPLE

Test the link and solve some
TEACHER PUZZLES!

[CLICK HERE](#)








PUZZLE TYPES

QWERTY
TEXT MESSAGE
CLICK & BYE
JIGSAW

COLOR CODE
DRAG & DROP
CIPHER
DIRECTIONAL



QUESTIONS

-  5 FILL IN THE BLANK
-  8 DRAG AND DROP
-  9 TRUE OR FALSE
-  6 UNSCRAMBLE WORDS
-  7 MULTIPLE CHOICE

JIGSAW


COMPLETE THE JIGSAW PUZZLE TO REVEAL A
FOUR-DIGIT CODE TO MOVE ON.




BENEFITS




SELF-GRADING



IMMEDIATE STUDENT FEEDBACK




PAPERLESS




NO PREP



SAVES YOU TIME



CRITICAL THINKING



**THINK
TANK**

POP-UPS


ALONG THE WAY, STUDENTS WILL ENCOUNTER INTERACTIVE
MYSTERY POP-UP PUZZLES.




OPTIONS




FRONT-LOADING




GROUP STATIONS



SUB PLANS



UNIT REVIEW




ENRICHMENT ACTIVITY



TEAMWORK ACTIVITY



REWARD ACTIVITY



**THINK
TANK**

COLLECT KEYS

After completing each puzzle, students will earn a "key"



FINAL CODE

STUDENTS ENTER THE FINAL CODE 9-DIGIT CODE
TO CRACK THE CASE.

ENTER THE
9 DIGIT CODE TO
THE THIEF'S VAULT

RETURN

