


WAR OF 1812

ESCAPE ROOM

Activity sheets for the War of 1812 escape room, including:

- Station 1:** A grid with a 4-digit code (2103) and a letter (J). A clue asks "Where was Fort McHenry?" with options A. Alabama, B. Louisiana, C. Maryland, D. Michigan.
- Station 2: PARAGRAPHS:** A reading passage about the War of 1812. Clues include: "The FIRST number of the lock is the year the Treaty of Ghent was signed MINUS 1809." and "The THIRD number of the lock is the number of days after the peace treaty was signed that the Battle of New Orleans occurred MINUS 14." The station includes a 4-digit code (1230) and a letter (N).
- Station 3: TRUE OR FALSE:** A reading passage about the War of 1812. Clues include: "The War of 1812 was a struggle between the United States and Great Britain. It was also known as 'the second war of Independence.'" and "Most of the British force was captured or did not fight." The station includes a 4-digit code (7525) and a letter (B).
- Station 4:** A reading passage about the War of 1812. Clues include: "The War of 1812 was a struggle between the United States and Great Britain. It was also known as 'the second war of Independence.'" and "Most of the British force was captured or did not fight." The station includes a 4-digit code (1230) and a letter (N).

STATIONS ACTIVITY



WHAT'S INCLUDED?

- ✓ READING PASSAGE
- ✓ 5 STATIONS
- ✓ TEACHER GUIDE
- ✓ ANSWER KEY
- ✓ STUDENT DIRECTIONS
- ✓ TEXT MARKING OPTION
- ✓ PROP SIGNS

STATION 1: FILL IN THE BLANK

Use your reading passage to determine the missing words in the paragraph below. Each missing word has a corresponding NUMBER. The 4-digit code for this station will be the NUMBER for each missing word, in the same order in which they appear in the paragraph. Then, record the clue LETTER on your answer sheet.

STATION 2: PARAGRAPHS

First, number ALL the paragraphs on your reading passage. Then, read each statement below and determine which paragraph NUMBER the statement can be found in. Paragraph numbers MAY be used more than one time or not at all. Follow the directions below to reveal the 4-digit code and letter clue.

STATION 3: TRUE OR FALSE

Read each statement below and determine if it is true or false. If the statement is true, color the coin on YOUR answer sheet that corresponds with that question. If the statement is false, cross out that coin value. When you are finished add the TOTAL of ALL TRUE coin values to reveal your letter clue. One digit of the code has been provided for you. If the total is 625, a 6 would go in the first box, the 2 in the second box and so on.

STATION 4: COMBINATION

Use your reading passage to determine the combination to the 4-digit lock for this station. You're going to have to use your critical thinking skills and do a tiny bit of math. Pay attention because the "clues" below are NOT in order. There is room on your answer sheet to do the math.

STATION 5: MULTIPLE CHOICE

Answer each multiple-choice question below. Then, count the number of times you used each letter answer (ABCD) to reveal your 4-digit code. Letters may be used more than once or not at all. If a letter option is not used, put a zero in that box on your answer sheet.

ANSWER RECORDING SHEET

Record your answers for each station on this sheet. Then, use the directions below to determine final 4-digit ALPHA code. Ex: HBDR

STATION CODES

LETTER CLUE

STATION 1	→	<input type="text"/>	<input type="text"/>	<input type="text"/>	<input type="text"/>	CODE	<input type="text"/>
-----------	---	----------------------	----------------------	----------------------	----------------------	------	----------------------

A	B	C	D	E	F	<input type="text"/>
---	---	---	---	---	---	----------------------

STATION 2	→	<input type="text"/>	<input type="text"/>	<input type="text"/>	<input type="text"/>	CODE	<input type="text"/>
-----------	---	----------------------	----------------------	----------------------	----------------------	------	----------------------

ENTER

1

2

3

TEACHER DIRECTION

- 1 Print the reading passage found on [pages 5-6](#) for EACH (front and back).
- 2 Print the answer recording sheet on [page 12](#) for each student group of students.

RECAP: Print pages 5, 6, and 12 for students.

STATION

5

BLUE


THE MISSION

You have been assigned a top-secret mission of utmost importance. A notorious thief has stolen precious gems from a prominent lady, and intelligence reports suggest that they are hidden in a heavily guarded secret vault. In the bustling city of Oakville, Lady Victoria was renowned for her extraordinary

ABOUT THIS ACTIVITY

The reading passage in this packet allows students to practice comprehension skills after reading the passage. Each station includes a question that will reveal a letter clue.

	OVERVIEW
READING PASSAGE	Students will use the reading passage at each station seeking answers and text evidence.
STATION 1	Students will determine the missing word in the paragraph to reveal a 4-digit code.
STATION 2	Students will number the paragraphs in the reading passage to determine where the missing words can be found (paragraph number). After eliminating the incorrect numbers, a 4-digit code will be revealed.
STATION 3	Students will read each statement and determine if it is true or false.



5 STATIONS


STATION 5: MULTIPLE CHOICE

Answer each multiple-choice question below. Then, count of times you used each letter answer (ABCD) to reveal code. Letters may be used more than once or not at all option is not used, put a checkmark in that box on your answer sheet.

1 Which of the following was the Battle of Fort Mifflin? (1862)
 A. Isaac Brock
 B. Henry Dearborn
 C. Charles de Salabert
 D. Gordon Drummond

2 Where was the famous "The Star-Spangled Banner" written?
 A. Belgium
 B. France
 C. Great Britain
 D. United States

3 During what month was Fort Mifflin declared abandoned?
 A. April
 B. May
 C. June
 D. July



Count how many times you used each letter answer to determine the 4-digit code and record it on your answer sheet.

ANSWER RECORDING SHEET

Record your answers for each station on this sheet. Then, use the directions below to determine final 4-digit ALPHA code. Ex: HBDR

STATION CODES	LETTER CODES
STATION 1: <input type="text"/> <input type="text"/> <input type="text"/> <input type="text"/>	
STATION 2: A B C D E F	
STATION 3: <input type="text"/> <input type="text"/> <input type="text"/> <input type="text"/>	
STATION 4: <input type="text"/> <input type="text"/> <input type="text"/> <input type="text"/>	
STATION 5: <input type="text"/> <input type="text"/> <input type="text"/> <input type="text"/>	

Do your math in this area:

1 2 3 4 5 6

A# B# C# D#

STATION 4: COMBINATION

Use your reading passage to determine the combination to the 4-digit lock for this station. You're going to have to use your critical thinking skills and do a tiny bit of math. Pay attention because the "clues" below are NOT in order. There is room on your answer sheet to do the math.

LAST number of lock is the number of hours British ships bombed Fort Mifflin: 23.


SECOND number of lock is the number president of Madison.

lock is 8th president.

number of ships designed that year: MINUS 14.

Once you determine the 4-digit code, decide if the code uses all EVEN #s, all ODD #s or a combination of both.

ALL EVEN **ALL ODD** **COMBO**



STATION 1: FILL IN THE BLANKS

Use your reading passage to determine the missing word in each paragraph below. Each missing word has a corresponding NUMBER. The 4-digit code for this station will be the NUMBER of each missing word in the order in which they appear in the paragraph. The code will be recorded on your answer sheet.

1 48 4 Baltimore 7 for

2 flag 5 New Orleans 8 law

3 Oswego 6 25 9 doc

After British troops landed in New York, they moved on to Fort Mifflin. In 1814, British ships bombed Fort Mifflin. The attack began when the British fired their Congreve rockets. The British fired 100 cannonballs. Eventually, the British withdrew. Francis Scott Key, a young lawyer, was on a nearby ship. The smoke cleared and the British were still flying over the fort. The sight inspired Key to write a poem. His family later became "The Star-Spangled Banner." His poem was later the tune of an old English song and adopted as the United States national anthem.

Once you determine the 4-digit code, decide if the code uses all EVEN #s, all ODD #s or a combination of both.

ALL EVEN **ALL ODD** **COMBO**

B **H** **M**

STATION 3: TRUE OR FALSE

Read each statement below and determine if it is true or false. If the statement is true, color the coin on YOUR answer sheet that matches that question. If the statement is false, cross out that coin. Once you are finished coloring, add up the TRUE coin values to determine the final 4-digit code. One digit of the code will be provided for you. The other three digits will be determined by you.

A 75 A. Andrew Jackson negotiated the Treaty of Mifflin on behalf of the United States.

B 25 B. James Madison was serving as the 2nd U.S. President at this time.

C 50 C. The Treaty of Mifflin was signed on Christmas Eve in 1814.

D 100 D. The War of 1812 was fought between the United States and Great Britain.

E. The War of 1812 was fought between the United States and France.

F. The War of 1812 was fought between the United States and Spain.

G. The War of 1812 was fought between the United States and Russia.

H. In the south, Andrew Jackson defeated the Creek at Horseshoe Bend in Alabama.

After shading the coins on your answer sheet, add up the values of the TRUE statements to get the final total.

250 300 350

G **D** **S**

STATION 2: PARAGRAPHS

First, number ALL the paragraphs on your reading passage. Then, read each statement below and determine which paragraph NUMBER the statement can be found in. Paragraph numbers MAY be used more than once or not at all. Follow the directions below to determine the 4-digit code and letter clue.

A During the Battle of Fort Mifflin in 1814, British ships bombed Fort Mifflin for 25 hours.

B The Treaty of Mifflin was signed on Christmas Eve in 1814.

C Impressment was a major issue between the United States and another country.

D Francis Scott Key was on a nearby ship during the battle from a nearby ship.

E The War of 1812 was fought between the United States and another country.

F Things began to turn around for the U.S. when Americans claimed victory at the Battle of Lake Erie.

ELIMINATE the highest and lowest used paragraph numbers and record the remaining 4-digit code on your answer sheet. Decide which paragraph number was NOT used as a CODE answer.

NO 2 **NO 5** **NO 3**

L **C** **S**

STATIONS

ABOUT THIS ACTIVITY

The reading passage in this packet allows students to work on comprehension skills after reading the passage several times searching for evidence. Each station includes a 4-digit code that will reveal a letter clue.


OVERVIEW

READING PASSAGE	Students will use the reading passage at EACH station seeking answers and text evidence.
STATION 1	Students will determine the missing words in the paragraph to reveal a 4-digit code.
STATION 2	Students will number the paragraphs and browse the passage to determine where the answers can be found (paragraph number). After eliminating numbers, a 4-digit code will be revealed.
STATION 3	Students will read each statement and determine if it is true or false. They will then ADD all TRUE values to find the 4-digit code.
STATION 4	Students will do some basic math here, read the passage to find the answers and then determine the 4 digit code.
STATION 5	Students will answer 6 multiple choice questions which lead them to a 4 digit code based on the number of times they used each "ABCD" answer.
TEXT MARKING	OPTIONAL: A color code chart is included in case you want students to mark the text, citing evidence of where they found their answers. (This will increase completion time)

© Think Tank

**STUDENTS WILL
USE THE SAME
READING
PASSAGE AT
EACH STATION
SEEKING
ANSWERS AND
TEXT EVIDENCE.**

HOW IT WORKS



ENGAGING READING
COMPREHENSION PRACTICE!

- 1 Students work individually (or in pairs) and visit 5 stations, answer questions, decipher a 4-digit code at each station and grab a "letter" clue for the final alpha code.
- 2 Students will answer the questions (found directly in the passage) on their own recording sheet. Students will have to revisit their reading passage several times at EACH station skimming for answers.

STATION 1: FILL

Use your reading passage to determine the missing word in each paragraph below. Each missing word has a 4-digit code for this station. Write the code for each missing word, in the same order as the word appears in the paragraph. Then, record the clue letter.

1	48	4	Baltimore
2	flag	5	New Orleans
3	Oswego	6	25

After British troops took Washington, D.C., the British moved on to New Orleans, and Baltimore. During the Battle of New Orleans, the British bombed Fort Mifflin in Maryland for ... The battle began when the British fleet began pounding the shore with Congreve rockets, mortar shells and over 100 cannons. Eventually, U.S. troops forced the British to retreat. Key, a young ---, watched the battle from the shore. When the smoke cleared, he saw the American flag flying at Fort Mifflin. The sight of the flag flying at Fort Mifflin inspired Key to write a poem which read, "our --- was still the tune of an old English song and adopted as the national anthem."

Once you determine the 4-digit code for each missing word, use all EVEN #s, all ODD #s or a combination of even and odd numbers to determine the clue letter.

ALL EVEN	ALL ODD
B	H

BENEFITS

- ✓ STATIONS AND MOVEMENT
- ✓ CLOSE READING
- ✓ COMPREHENSION SKILLS
- ✓ SECRET CODES
- ✓ CITING EVIDENCE
- ✓ CRITICAL THINKING
- ✓ PRINT AND GO
- ✓ ACTIVE LEARNING
- ✓ CROSS-CURRICULAR
- ✓ HIGHLY ENGAGING
- ✓ NO LOCKS NEEDED
- ✓ NO SILLY ENVELOPES TO STUFF
- ✓ NO ODD SHAPES TO CUT OUT



Everything a teacher dreams of wrapped up into one FUN and engaging activity!

USE FOR:



ANTICIPATORY SETS



UNIT REVIEW



EARLY FINISHERS



STATIONS



REWARD ACTIVITY



CENTERS



SUB PLANS



PARTNER WORK



ENRICHMENT

