

BENEDICT ARNOLD

CUBE CODE

STATION 2:
First, number ALL the paragraphs on your reading passage. Then, read each statement below and determine which paragraph NUMBER the statement can be found in. Lastly, eliminate ANY answer where the answer was found in an EVEN numbered paragraph, leaving only ODD numbers as your final code (in the order of questions). Paragraph numbers MAY be used more than one time or not at all.

STATION 3:
Read each statement below and determine if it is true or false. If the statement is true, color or shade the coin that corresponds to the statement. If the statement is false, cross out that coin value. When you are finished add the TOTAL of ALL TRUE coin values. The code has been provided for you. If the total is 625, a 6 in the first box, the 2 in the second box and so on.

BENEDICT ARNOLD
Benedict Arnold was an American officer during the Revolutionary War (1775 to 1783). Although one time considered a war hero, his betrayal earned him the reputation of traitor. Arnold became better known for committing treason when he switched to the British side during the war.
Arnold was born in Norwich, Connecticut in 1741. His father was a successful businessman but lost most of his money when Arnold was still a young boy. Arnold was forced to leave private school and become an apothecary apprentice. There he learned to prepare and sell medicines. At 16 years old, Arnold enlisted in the Connecticut militia and served during the French and Indian War. In 1759, his mother passed away and his father

THINK TANK

STATION 1:

Use your reading passage or deductive reasoning skills to determine the missing words in the paragraph below. Each missing word has a corresponding NUMBER. The 4-digit code will be the NUMBER of each missing word in the same order in which they appear in the paragraph.

STATION 2:

First, number ALL the paragraphs on your reading passage. Then, read each statement below and determine which paragraph NUMBER the statement can be found in. Lastly, eliminate ANY answer where the answer was found in an ODD numbered paragraph, leaving only EVEN numbers as your final code (in the order of questions). Paragraph numbers MAY be used more than one time or not at all.

STATION 3:

Read each statement below and determine if it is true or false. If the statement is true, color or shade the coin that corresponds with that question. If the statement is false, cross out that coin value. When you are finished add the TOTAL of ALL TRUE coin values. One digit of the code has been provided for you. If the total is 625, a 6 would go in the first box, the 2 in the second box and so on.

STATION 4:

Use your reading passage to determine the combination to the 4-digit lock. You're going to have to use your critical thinking skills and do a tiny bit of math. Pay attention because the "clues" below are NOT in order.

STATION 5:

Answer each multiple choice question below. Then, count the number of times you used each letter answer (ABCD) to reveal your 4 digit code. Answer options may be used more than once or not at all. If a letter option is not used, simply put a zero in the box.

STATION 6:

Reread the passage and write the main idea in your own words. Then, add TWO supporting details that back up your main idea or topic sentence.

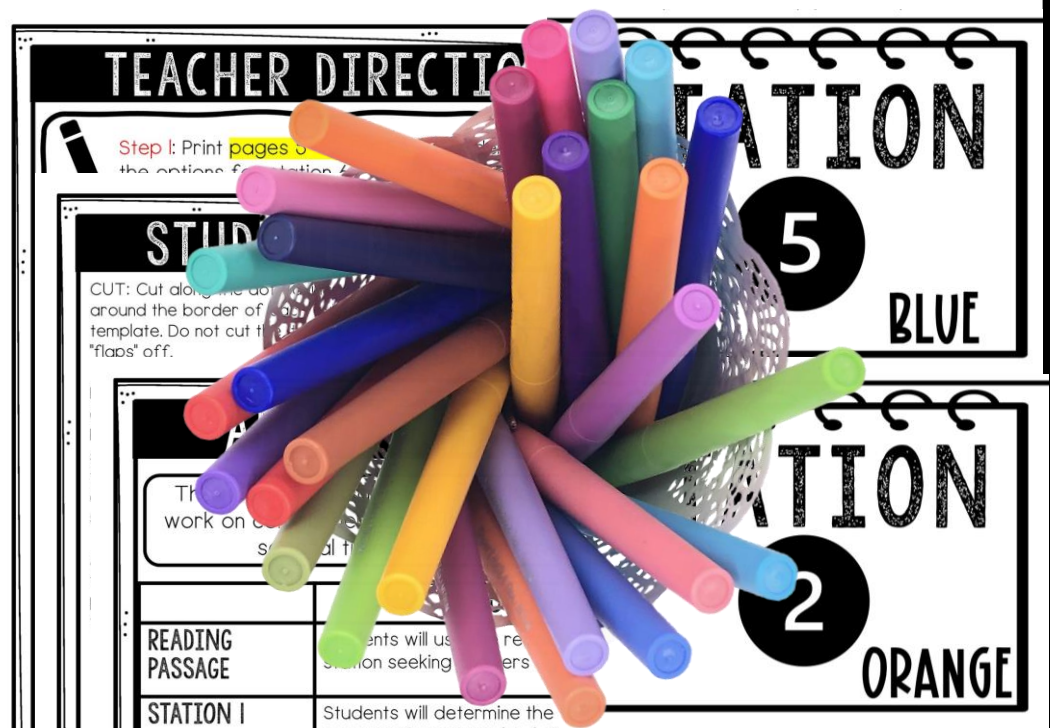
STATION

1

RED

WHAT'S INCLUDED?

- READING PASSAGE
- 6 STATIONS
- TEACHER GUIDE
- STATION CARDS
- ANSWER KEY
- STUDENT DIRECTIONS
- TEXT MARKING OPTION
- ALTERNATE STATION
- ASSEMBLY TIPS



6 STATIONS

STATION 1:

Use your reading passage or deductive reasoning to determine the missing words in the paragraph below. The missing word has a corresponding NUMBER. The 4-digit code will be the NUMBER of each missing word in the same order in which they appear in the paragraph.

1	British	4	Saratoga	7	Pennsylvania
2	Knox	5	Trenton	8	Ohio
3	Watson	6	Bunker Hill	9	America

During the Battle of _____, Arnold was wounded but continued to lead the British. _____ of the British due to his wound. He believed that _____ was only _____ at Valley Forge. _____ there, he signed the Oath of _____ to be loyal to his country. _____ Henry _____ in Philadelphia, Pennsylvania where he met a group that supported the British. He secretly spent most of his time with them.

STATION

1

RED

STATION 6:

Reread the passage and write the main idea in your own words. Then, add TWO supporting details that back up your main idea or topic sentence.

MAIN IDEA

STATION

6

SUPPORTING DETAIL #2

STATION 4:

Use your reading passage to determine the combination to the 4-digit lock. You're going to have to use your critical thinking skills and do a tiny bit of math. Pay attention because the "clues" below are NOT in order.

The LAST number of the lock is the year Arnold was given command of the American post at West Point MINUS 1779.

The SECOND number of the lock is

STATION

4

GREEN

4 DIGIT CODE

STATION 5:

Answer each multiple choice question below. Then, count the number of times you used each letter answer (ABCD) to reveal your 4 digit code. Answer options may be used more than once or not at all. If a letter option is not used, put a zero in the box.

Where was Valley Forge?

- A. Pennsylvania
- B. New York
- C. Maryland
- D. Ohio

Where were incriminating documents found on Major Andre?

- A. Hat
- B. Boot

What British communication was used in the Colonial period?

- A. Sir Henry
- B. Henry Knox
- C. John R. Heath
- D. None of the above

What part of the Constitution is the most important?

- A. Sons of Bravery
- B. Sons of Courage
- C. Sons of Truth
- D. Sons of Liberty

STATION

5

BLUE

A B C D

STATION 3:

Read each statement below and determine if it is true or false. If the statement is true, color or shade the coin that corresponds to the statement. If the statement is false, do not color or shade the coin. One coin has been colored to show you how to do it. The first coin is colored.

STATION

3

YELLOW

A
75

B
25

C
50

D
100

- A. Major Andre was captured by the British.
- B. Major Andre was captured by the American Militiamen.
- C. In 1776, Arnold was promoted to brigadier general and then to major general in Quebec City.
- D. Once Arnold learned of the spy capture, he fled to the enemy in New York.
- E. Arnold spent the winter of 1777-1778 at Fort Knox in Tennessee.
- F. Before his death, Arnold received a pardon for what he had been accused of by the British.
- G. At 16 years old, Arnold joined the Connecticut militia.

4 DIGIT CODE

STATION 2:

First, number ALL the paragraphs on your reading passage. Then, read each statement below and determine which paragraph NUMBER the statement can be found in. Lastly, eliminate ANY answer where the answer was found in an EVEN numbered paragraph, leaving only ODD numbers as your final answer. The final answer is the sum of the remaining paragraph numbers.

STATION


2

ORANGE


- A. In 1776, Arnold was promoted to brigadier general and then to major general in Quebec City.
- B. Arnold was captured by the British in 1780.
- C. Arnold was captured by the British in 1780.
- D. Arnold was captured by the British in 1780.
- E. Arnold was captured by the British in 1780.
- F. Arnold was captured by the British in 1780.
- G. Arnold was captured by the British in 1780.
- H. Arnold was captured by the British in 1780.

ELIMINATE ALL EVEN NUMBERS TO DETERMINE THE FINAL CODE.

4 DIGIT CODE



SAMPLE CUBE




STATIONS

STATION 1	Students will determine the missing words in the paragraph to reveal a 4 digit code.
STATION 2	Students will number the paragraphs and browse the passage to determine where the answers can be found (paragraph number). After eliminating EVEN numbers, a 4 digit code will be revealed.
STATION 3	Students will read each statement and determine if it is true or false. They will then ADD all TRUE values to find the 4 digit code.
STATION 4	Students will do some basic math here, read the passage to find the answers and then determine the 4 digit code.
STATION 5	Students will answer 6 multiple choice questions which lead them to a 4 digit code based on the number of times they used each "answer".
STATION 6	Option 1: Main idea writing activity Option 2: Color and add topic
TEXT MARKING	OPTIONAL: A color code chart is included in case you want students to mark the text citing evidence of where they found their answers.

**STUDENTS WILL
USE THE SAME
READING
PASSAGE AT
EACH STATION
SEEKING
ANSWERS AND
TEXT EVIDENCE.**

HOW IT WORKS



ENGAGING READING COMPREHENSION PRACTICE!

1

Students work individually (or in pairs) and visit 6 stations, grabbing one side of their cube at each station.

2

Students will answer the questions (found directly in the passage) on their cube sheet before assembly. Students will revisit their reading passage at EACH station!

3

Students will reveal 4-digit codes to move on to the next station. When they finish all stations, they can color and assemble their cube.

STATION

Read each statement below and determine if the statement is true, color or shade the corresponding question. If the statement is false, cross it out. When you are finished add the TOTAL of ALL TRUE statements. A code has been provided for you. If the total is 75, the 1 in the first box, the 2 in the second box and so on.

A
75

B
25

C
50

D
100

A. Arnold joined the Sons of Liberty group that protested the British.

B. Fort Ticonderoga was a French fort in Pennsylvania.

C. Major Andre was captured by American militiamen.

D. In 1776, Arnold was promoted to general after an attack in Quebec.

E. Once Arnold learned of the spy ring, he fled to the enemy side in New York.

F. Arnold spent the winter of 1777-1778 at Fort Mifflin in Pennsylvania.

G. Before his death, Arnold received a pardon for what he had been promised by the British.

H. At 16 years old, Arnold enlisted in the Connecticut militia.

4 DIGIT CODE →

COMBINATION



Each Cube Code is a winning combination of:

- stations and movement
- close reading
- comprehension skills
- coloring and stress relief
- secret codes
- cut and paste
- citing evidence
- critical thinking

Everything a teacher dreams of wrapped up into one FUN and engaging activity!

BENEFITS



THINK OUTSIDE THE BOX!

-  ANTICIPATORY SETS
-  UNIT REVIEW
-  EARLY FINISHERS
-  STATIONS
-  SUB PLANS
-  PARTNER WORK
-  ENRICHMENT

-  HANDS-ON
-  CROSS-CURRICULAR
-  HIGHLY ENGAGING

